DAIKIN

General catalogue

2018

Daikin world

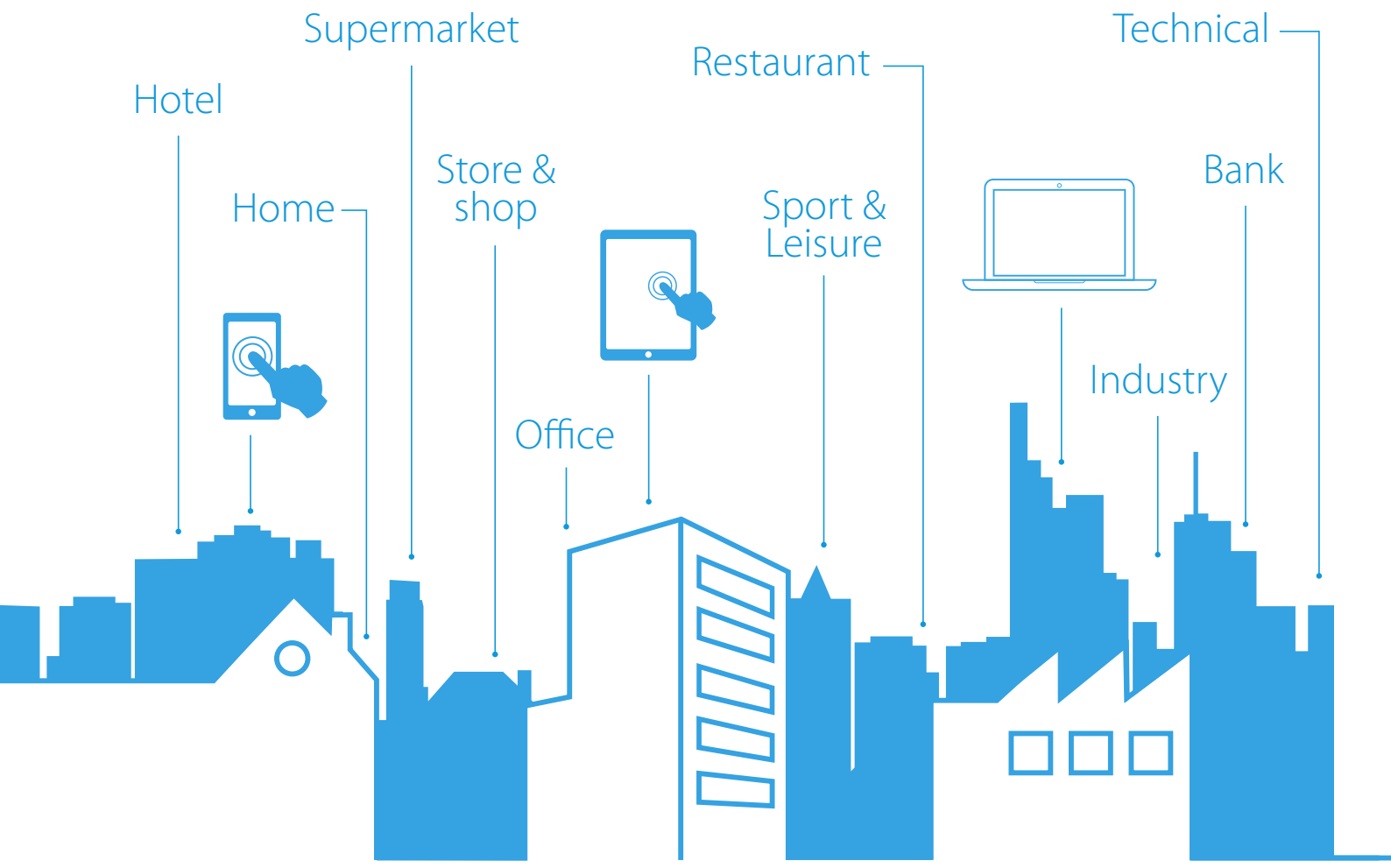

Daikin Europe N.V. is a leading manufacturer and supplier of heating, ventilation, air conditioning and refrigeration for the residential, commercial and industrial markets.

With more than 90 years of experience in air conditioning and climate control solutions, we know what it takes to create the perfect climate.

Our high-quality products are built to deliver maximum comfort, energy efficiency and reliability. Each unit also includes smart control, which means you have access to control your unit at any time, from anywhere.

We also offer a reliable network of technical and on-site support services through our online portal. Through web applications and tools, we help you monitor and manage your system to keep it running seamlessly.

As an innovation leader, we guarantee our products and services can help you achieve your perfect climate.

For more information, visit daikin.eu

Our promise...

... is to ensure that customers can depend on Daikin for the ultimate in comfort, so that they are free to focus on their own working and home lives.

We promise to dedicate ourselves to technological excellence, a design focus and the highest quality standards so that our customers can trust and rely on the comfort we deliver.

Our promise to the planet is absolute. Our products are at the forefront of low energy-usage and we will innovate to further reduce the environmental impact of HVACR (Heating, Ventilation, Air conditioning, Refrigeration) solutions.
We lead where others follow.

We will continue our global leadership in HVACR solutions as our specialist expertise in all market sectors combined with over 90 years' experience enable us to deliver added value in long-lasting relationships based on trust, respect and credibility.

We promise to continue our forward-thinking ethos, treating challenges as opportunities to produce ever-better solutions. We will drive innovation and go the extra distance for our customers and our company.
We will be smart and ready to do things differently.

We will deliver on these core values of our brand and enjoy sustainable success with continued growth.

Table of content

General Catalogue 2018

Introduction
Air purifier
Heating
Split
Sky Air & Rooftops
VRV
Ventilation & Biddle air curtains
Marine types
Chillers
Fan coil units
Air Handling Units
Refrigeration
Control Systems

For latest data, please consult my.daikin.eu

What's new in 2018

Daikin Altherma 3

BLUEVOLUTION

p. 44 NEW **Floor standing**

› Combined domestic hot water tank and heat pump
› All hydraulic components included
› Easy access to PCB board and hydraulic components
› Small installation footprint of 600x600mm
› Inetgrated back-up heater

p. 49 NEW **Floor standing bi-zone**

› Combined domestic hot water tank and heat pump
› All hydraulic components included
› Easy access to PCB board and hydraulic components
› Small installation footprint of 600x600mm
› Bi-zone allows temperature monitoring for 2 zones

BLUEVOLUTION

p. 57 NEW **Wall mounted**

› All hydraulic components included
› Easy access to PCB board and hydraulic components
› Compact dimensions for small installation space
› Unit design blends in with other household appliances
› Combine with a tank or ECH2O thermal store

p. 66 NEW GCU Compact

› Thermal store with hygienic fresh water technology
› Gas boiler and hygienic thermal store are combined in one device
› FDirect combination with a solar system can be added anytime
› Highest heating comfort

p. 72 NEW Outdoor unit

› Outdoor unit extracts heat from the outdoor air, even at -25°C

BLUEVOLUTION

p. 94 NEW Monobloc domestic hot water heat pump

› Quiet: with 53 dBA, one of the most silent products in its kind
› Easy handling: Compact, it can easily pass through the doorway
› Enhanced comfort: the 3 operating modes answer to all your needs
› Wide operation range: below -7 °C electrical heating element support

BLUEVOLUTION

p. 162 NEW sensira FTXF-A

- Seasonal efficiency values up to A++ in cooling
- Online controller (optional): control your indoor from any location with an app, via your local network or internet and keep an overview on your energy consumption
- Quiet operation down to 21 dB(A)
- Choosing for an R-32 product, reduces the environmental impact with 68% compared to R-410A and leads directly to lower energy consumption thanks to its high energy efficiency

BLUEVOLUTION

p. 194 NEW Optimised Heating 4

- Guaranteed heating capacity at low ambient temperature, down to -25°C
- Seasonal efficiency values: full range A+++ in heating
- Fire place logic
- Flash Streamer technology
- Daikin online controller (optional)

Sky Air A-series

BLUEVOLUTION

p. 322 NEW New Sky Air A-series

- Full Sky Air R-32 range delivering future-proofed, best-in-class climate control
- Efficiencies up to SEER 8,02
- Lighter and more compact units, unique single fan range up to 14kW
- Redesigned pivoting front plate
- 7-segment display
- Unique and patented technologies

p. 378 NEW Full indoor unit line up available in R-32 and R-410A

- Over 45 different models available in R-32
- Unified models for R-32 and R-410A simplifies stock

p. 400 NEW VRV wall mounted unit - FXAQ-A

› New design!
› Range from 15 (1.7 kW) up to 63 (8.0 kW)

p. 372 NEW Water-cooled VRV IV +series - RWEYQ-T9

VRV IV W-series

Variable Refrigerant Temperature

› More flexibility
- Mixed connection of LT and HT hydroboxes and VRV indoor units
- Connect stylish indoor units such as Daikin Emura, Nexura,…
- Most compact casing in the market

› More capacity
- Extension of the range: 8 to 14HP modules are combinable up to 42HP
- Up to 72% increased capacity (!) per model thanks to new compressor and larger heat exchanger

› Unique zero heat dissipation
- No need for ventilation or cooing in the technical room

p. 407 NEW HT hydrobox range extension

› Extension of the range up to 22,4 kW heating capacity
› Allows large quantities of hot water to be produced with a small footprint
› Leaving water temperature range from 25 to 80°C
› Wide operation range from -20 to +43°C abmient outdoor temperature

p. 422 NEW Heat reclaim ventilation - VAM-J

› Fully compliant with LOT 6 - tier 2 eco design regulation
› Unique diamond shape paper heat exchanger for maximum efficiency and compact design
› Possibility to change ESP via wired remote control, to optimise the supply air volume

p. 450 **NEW** Mini chiller (EWAQ-BVP and EWYQ-BVP)

› Top Product in terms of energy efficiency and operation range
› Available in standard version and version with OP10 option
› Amongst the most quiet units in the market

---

p. 590 **NEW** Mini-Zeas

› Inverter technology guaranties optimal food conservation by ensuring an accurate temperature and humidity control
› Lowest sound level in the market down to 31 dBA. Sound level can be even further reduced thanks to the low noise modes
› The weight of the unit is very low, therefore the unit can even be mounted on the wall

---

ZANOTTI
a member of DAIKIN group

p. 604 **NEW** Zanotti - Refrigeration line-up

› A full product line-up to cover all aspects of the cold chain

p. 628 NEW

Online controller for Sky Air - BRP069A81

- Now available on Sky Air!
- Control your indoor unit from any location via app
- Possibility to control multiple indoor units
- Schedule the set temperature and operation mode

p. 666 NEW

User-friendly wired remote contoller with premium design - BRC1H51W/S/K

- Sleek and elegant design
- Intuitive touch button control
- 3 color versions
- Advanced settings can be easily done via your smartphone
- Compact, flat back for easy wall installation

p. 644 NEW

ICM - intelligent chiller manager

- Enhances the performance and increases the reliability of a chiller plant room
- Optimises the order in which available chillers are turned On and Off
- Calculates energy optimal stage-up/stage-down of the chiller
- Ensures that the number of operating chillers always stays within a certain range

p. 654 NEW

Daikin's remote monitoring and control for chiller plants and air handling units

- Increase uptime, reduce unscheduled interruptions
- Optimise efficiency and reduce energy waste
- Increase lifetime and avoid wear by misuse
- Give insight into the optimum use of equipment, including advice from a Daikin expert

DAIKIN

Lead the way

The future is in your hands

Introducing the new Sky Air A-series with ultra-efficient Bluevolution R32 technology, available in three models: the world-class Alpha, Advance and Active.

The new Sky Air with R32 delivers future-proofed, best-in-class climate control for your business and customers.

Design flexibility. More compact. Quieter. With an extended operating range in all climate conditions.

Help is at hand. Quicker and easier installation and usability, even for replacement systems.

Daikin at the heart of the system. Exceptionally low running costs. Even lower environmental impact. All thanks to Daikin's tried, tested and trusted technology.

Geared for comfort. Optimal remote control, geared to your customers' individual needs.

Sky Air Alpha-series
Sky Air Advance-series
Sky Air Active-series

R32 is an industry revolution. Be part of it.

Get ahead of the competition.
Talk to Daikin about Sky Air today.

www.daikin.eu/sky-air-bluevolution

BLUEVOLUTION

New F-gas Regulation

No HFC ban but a phase down, why?

To reduce the environmental impact of refrigerants, the European Union wants to lower the consumption and use of HFCs in air conditioners and other HVAC-R applications. However, **HFCs remain necessary in many applications because of their energy efficiency, safety and economic benefits.** Therefore there is no ban nor a phase out of HFCs, but **a gradual phase down to a level that remains necessary for a sustainable growth of the air conditioning, heat pump and refrigeration industry.**

For the VRF market the HFC phase down impact is very limited

How to reach the phase down targets?

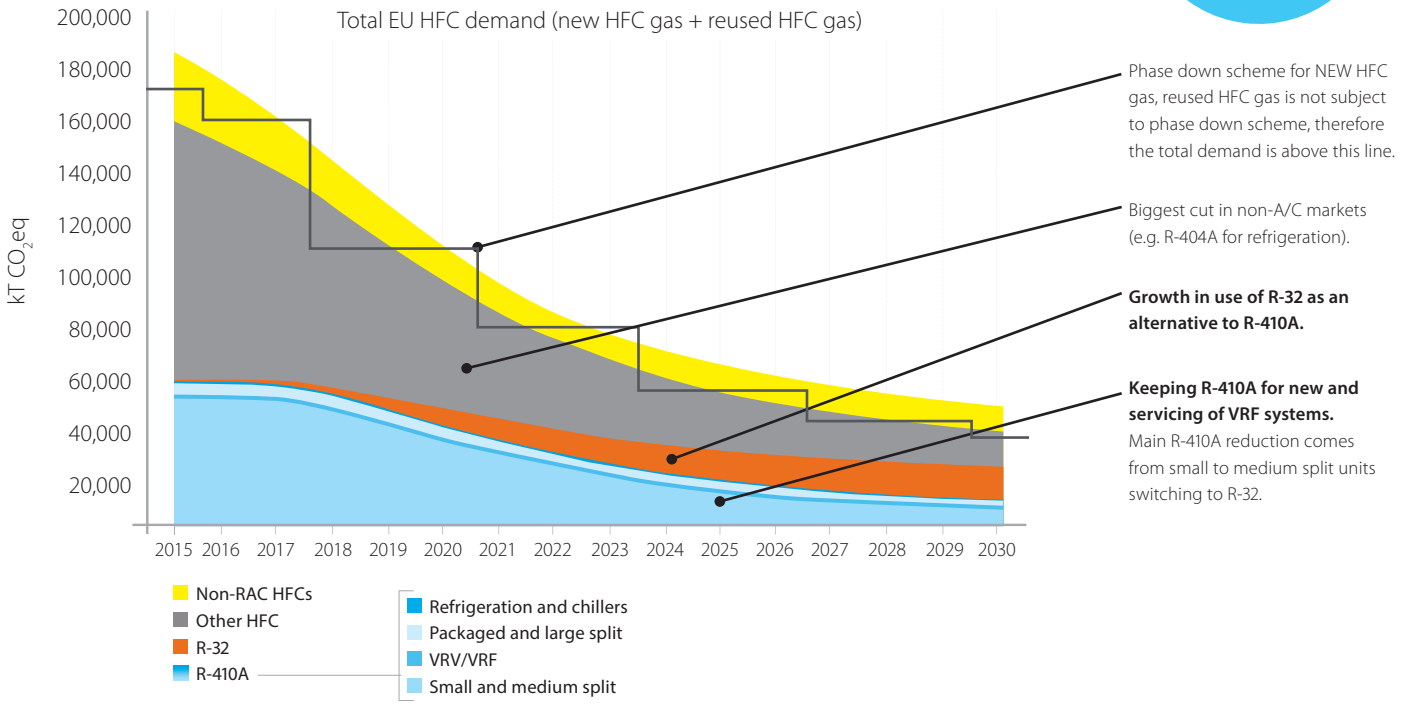

Phase down scheme for NEW HFC gas, reused HFC gas is not subject to phase down scheme, therefore the total demand is above this line.

Biggest cut in non-A/C markets (e.g. R-404A for refrigeration).

Growth in use of R-32 as an alternative to R-410A.

Keeping R-410A for new and servicing of VRF systems. Main R-410A reduction comes from small to medium split units switching to R-32.

Daikin remains ahead of the market thanks to:

› Widest range of R-32 residential and commercial products
› Use of R-410A, CO_2 and hydrocarbon for refrigeration solutions
› Technologies such R-32 and micro channel reducing the refrigerant charge
› Very low leakage rates on VRV and DX split systems

For more information visit:
www.daikin.eu/f-gas

Daikin leads the way in seasonal efficiency

Challenging 20-20-20 environmental targets

To realise 20-20-20 environmental targets by 2020, the European Union issued the Eco-Design directive (2009/125/EC), which establishes minimum efficiency standards for energy-related products.
With seasonal efficiency, Daikin meets and surpasses EU environmental targets with new energy efficient technologies and the gradual phase out of older systems.

Environmental targets to be reached by 2020

-20%

CO_2 EMISSIONS
vs. 1990

20%

Share of
RENEWABLE ENERGY

-20%

PRIMARY ENERGY USE
vs. BAU*
*Business As Usual

R-32: Refrigerant of the future

BLUEVOLUTION

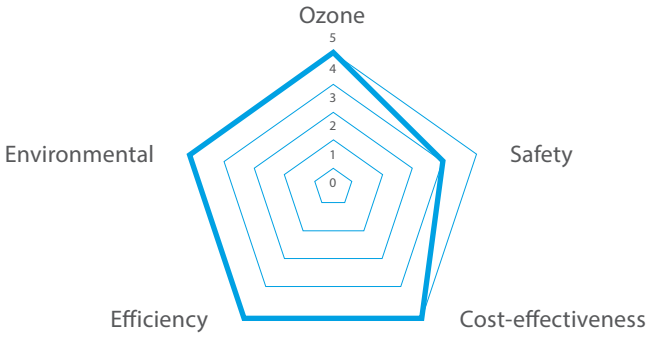

Leading the market

By incorporating the revolutionary refrigerant R-32 in our product range, Daikin is taking proactive steps to meet environmental regulations and deliver innovative practices to the HVAC-R industry.

Advantages of R-32

› Easier to recycle and reuse
› Safe and affordable
› Easier to handle for installers and service technicians, as it can be charged in both liquid and gas phase
› Decreases environmental impact
› Improves indoor comfort

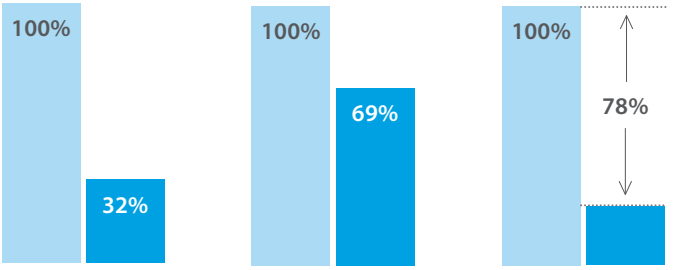

* comparison for Daikin Emura 3.5kW, available with both R-410A and R-32 refrigerant.

R-410A R-32

(CO_2 equivalent refrigerant charge: kg x GWP)

Replacement technology

Upgrade your technology

Drastically improve your e ciency, comfort and reliability

Installer benefits

› Faster installation (reuse existing piping)
› Cost-effective solutions to gain a competitive edge
› Optimise business opportunities

Customer benefits

› Quick installation without affecting your comfort or business
› Latest technology earns cost savings
› Upgrade your comfort level with cutting-edge features

LOT increases energy efficiency

› Focus on more realistic data delivery
› More robust data in the market
› Able to compare products no matter the source (oil, gas and electricity)

LOT 10
01/01/2013:

Split and Sky Air up to 12kW

Before the EU legislation came into force, in 2010 Daikin launched its first light commercial unit that is compliant with LOT 10

LOT 1
26/09/2015:

Space heaters (air and water cooled), and combi heaters

LOT 2:

Domestic hot water heaters and tanks

ENTR LOT 1
01/07/2016:

Refrigeration - Commercial condensing units and ZEAS

LOT 11
01/01/2016:

Ventilation - VAM units

LOT 21
01/01/2017:

Sky Air, VRV, Fan Coil units and Chillers (cooling only)

Tools and platforms

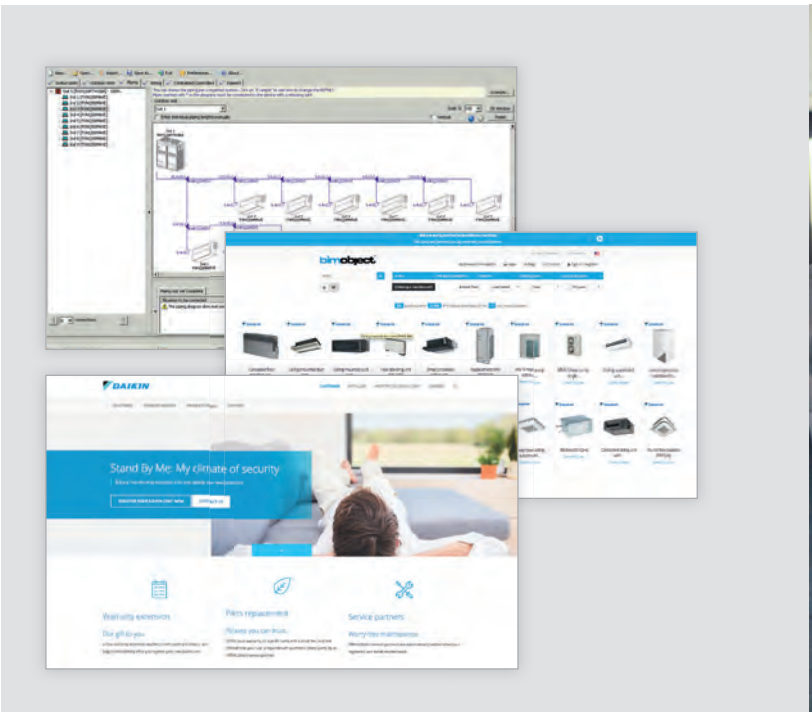

We're here to help you!

Literature

See all the literature available (catalogues, flyers, solution guides, product profiles, product portfolios, reference book ...)
› for you
› for your customers

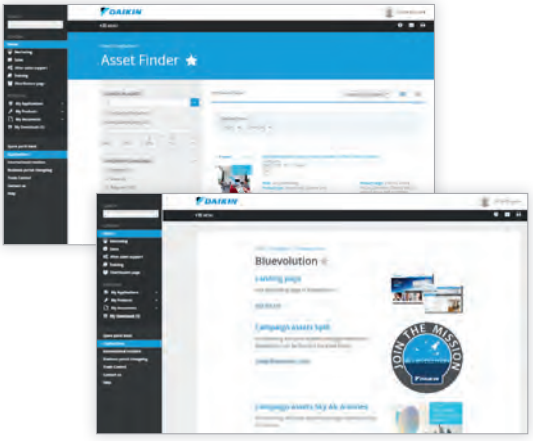

my.daikin.eu

Sales supporting apps

We offer a variety of building modelling, selection, simulation and quotation software tools to support your sales.

The **Psychrometric Diagram Viewer** helps designers, consultants, students and other professionals to get more insight in our fields of activities: "the air that we condition"

my.daikin.eu/denv/en_US/home/applications/select software finder

Some of our most used apps:

There's an app for that

› **Daikin Online Controller:** Always in control. Control your climate from any place at any time.
› **Stand By Me:** Enjoy a free warranty extension after you register your new Daikin unit.
› **Daikin Altherma simulator:** For appropriate heat pump selection
› **3D app:** Allows you to choose the air conditioning and watch it at home BEFORE you buy!
› **Error code app:** Quickly know the meaning of fault codes for each product family
› **Load calculation tool:** Helps you to calculate the heat and cool laod of your building
› **Multi selection tool:** For quick calculation of multi split combinations & piping lengths
› **Xpress:** Quick quotaton tool for VRV
› **Astra:** AHU design software
› **BIM models** for VRV units
› ...

Online support

Business portal

- Experience our Business Portal that thinks with you at my.daikin.eu
- Find information in seconds via a powerful search
- Customise the options so you see only info relevant for you
- Access via mobile device or desktop

my.daikin.eu

Internet

Find our solution for different applications:

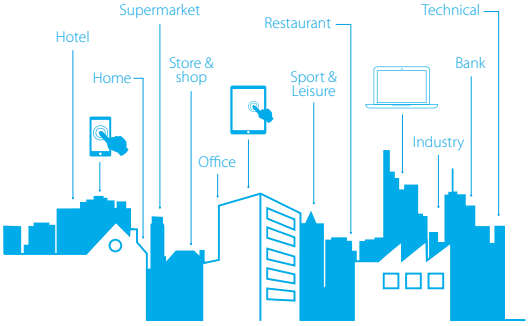

www.daikin.eu

- **As Customer:**
  Experience your perfect climate with Daikin.

- **As Installer:**
  Build your business with Daikin.

- **As Architect & Consultant:**
  Create the perfect climate with Daikin.

Pure air

Because Daikin cares

MC70L

The streamer technology air purifier, a blend of new technology, improved performance, and ultra quiet operation, is designed to care for you by unobtrusively providing **purified air** to produce a healthy home environment. Purified air improves the perception of **comfort** and, by **removing** and destroying **contaminants** and **odours**, the streamer technology air purifier also plays an essential role for those who suffer from **asthma** or **allergies**. These efforts place the streamer technology air purifier among the best residential air purifiers on the market today.

Three times purification, a good deed for your health

Pollen, dust and pet hair are just some of the potential causes of allergies, asthma and respiratory problems. A Daikin air purifier cleans the air and relieves you of these troubles thanks to a three-part operation:

- allergen removal
- virus and bacteria removal
- odour removal

What is the Daikin streamer technology ?

"Streamer Discharge" is a type of plasma discharge in which high speed electrons capable of **oxidative decomposition** are generated. It has the ability to **eliminate bacteria** and **mould** as well as hazardous **chemical substances** and **allergens**, etc. Compared to standard plasma discharge (glow discharge), the discharge range of Daikin's Streamer Discharge is wider, which makes it easier for electrons to collide with oxygen and nitrogen in the air. This enables high speed electrons to be generated three dimensionally over a wide area, which results in an oxidative decomposition speed that is over 1,000 times greater with the same electrical power. Daikin's Streamer Discharge technology has proven successful in stably generating high speed electrons, a feat that has been considered difficult up to now.

Main specifications

Daikin has already received great praise for its air purifiers: a British Allergy Foundation seal of approval and the TÜV Nord test mark confirm the efficiency of our units.

Six-layer powerful decomposition and removal configuration



1

High-speed electrons are discharged [1] that enable decomposition and removal

Streamer discharge unit

6

Formaldehyde [4] and odours are decomposed

Deodorizing catalyst filter

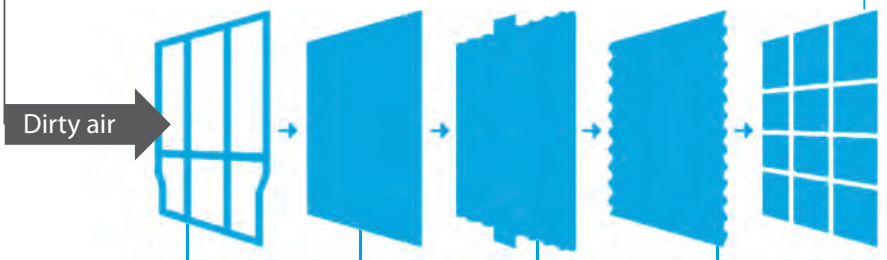

2

Large dust particles are captured and pet hairs, bacteria and allergens are removed [2]

Prefilter

3

Dust and pollen are electrically charged and then sent to the filter

Plasma ionizer

4

Dust and pollen are absorbed by the electrically charged filter

Electrostatic dust collection filter (front of pleated dust collection filter)

5

Odours and viruses are caught

Titanium apatite filter (back of pleated dust collection filter)

- Stylish design
- Improved performance
- Unprecedented comfort
- Super quiet operation
- Easy to maintain
- Portable
- No installation

STREAMER

Indoor unit				MC	70L
Applicable room area				m^2	46
Dimensions	Unit	HeightxWidthxDepth		mm	576x403x241
Weight	Unit			kg	8.5
Casing	Colour				White
Fan	Type				Multi Blade Fan (Sirocco fan with shroud assembly)
	Air flow rate	Air purifying operation	Silent/Low/Medium/ High/Turbo	m^3/h	55/130/210/285/420
Sound pressure level	Air purifying operation	Silent/Low/Medium/High/Turbo		dBA	16.0/24.0/32.0/39.0/48.0
Air purifying operation	Power input	Silent/L/M/H/Turbo		kW	0.007/0.010/0.016/0.026/0.065
Deodorizing method					Flash streamer / Titanium apatite photocatalytic filter / Deodorising catalyst
Dust collecting method					Plasma ionizer / Electrostatic dust collection filter
Bacteria filtering method					Flash streamer / Titanium apatite photocatalytic filter
Air filter	Type				Polypropylene net
Sign	Item	01			Dust: 3 stages
		02			Odour: 3 stages
		03			Automatic operation (LL-H)
		04			Airflow rate (LL/L/M/H)
		05			Turbo mode (HH)
		06			Anti-pollen mode
		07			Sleep mode
		08			Lock (Anti-tamper)
		09			Off timer (1.2.4h)
		10			Maintenance: Filter replacement
		11			Maintenance: Cleaning of ionization/streamer
Power supply	Phase/Frequency/Voltage			Hz/V	1~/50/60/220-240/220-230

Humidification and purification in one

MCK75J

There are many substances in the air you breathe such as allergen, bacteria, virus and tobacco smoke, which causes your health to suffer. Above all things, dryness is especially a big issue during wintertime. Daikin Ururu Air Purifier **purifies and moisturizes** the air inside your home and relieves the effects of dry air. Just fill the 4l tank occasionally and it will humidify your room with a maximum volume of 600ml/h. This useful and innovative function stems from the incorporation of a slim line water tank and combined water wheel and vaporisation filter assembly.

- Humidification thanks to the slim water tank
- Air purification

Daikin has already received great praise for its air purifiers: the Daikin TüV award confirms the efficiency of this unit.

How does the humidification function work?

Water in the tank flows into the receiver tray housing the water wheel, which lifts the water as it rotates and releases it onto the filter. Air blown onto the filter, absorbs its moisture and discharges it into the room as humidification.

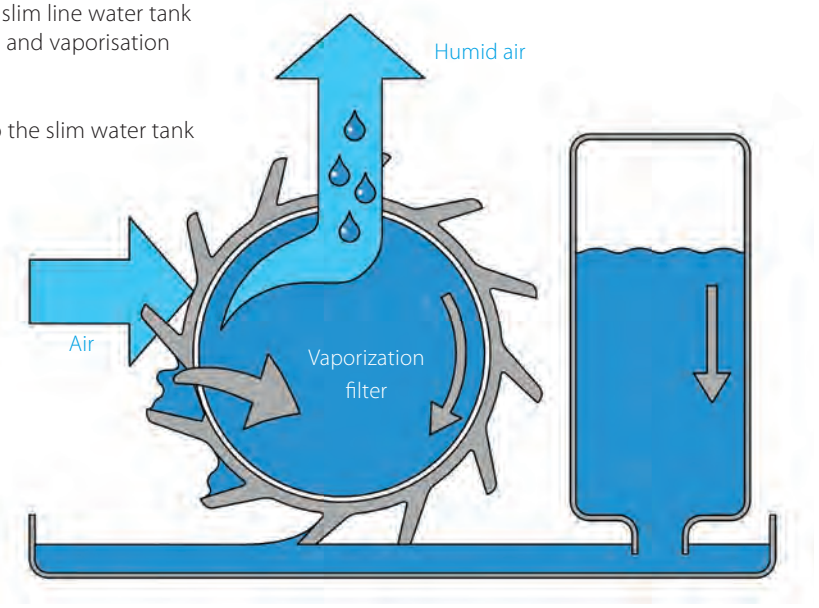

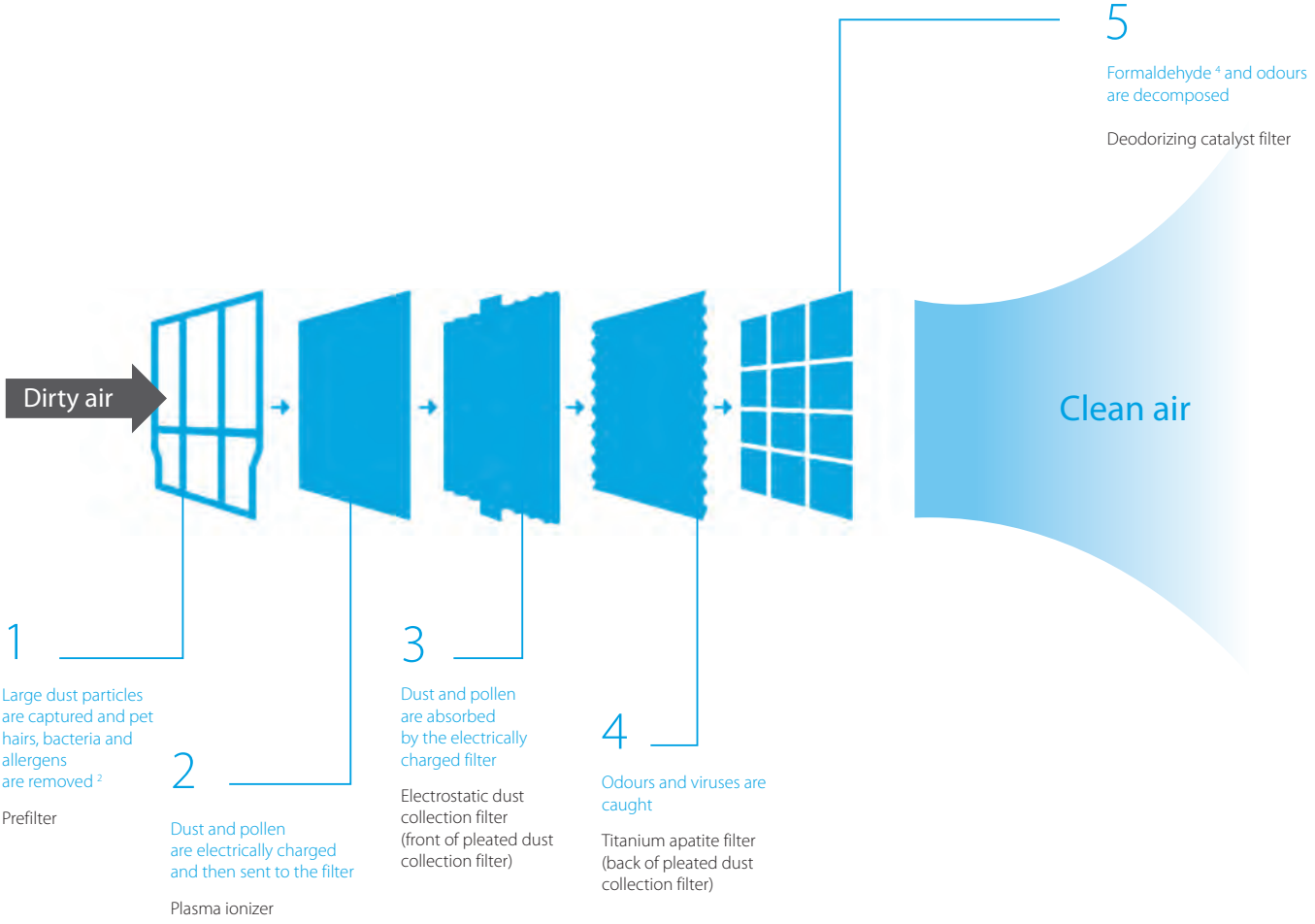

How does the filter work?

Daikin Ururu Air Purifier also removes efficiently allergens (e.g. pollen, dust, etc.), bacteria and viruses. Additionally, it has a high deodorizing efficiency; it eliminates efficiently tobacco smoke whilst decomposing other smells. It quickly collects particles and breaks them down rapidly. Its quiet operation makes it ideal for quiet nights. The unit includes seven pleated filters (one for immediate use and 6 spares).

Indoor unit				MCK	75J
Application					Floor standing type
Applicable room area				m^2	46
Dimensions	Unit	HeightxWidthxDepth		mm	590x395x268
Weight	Unit			kg	11.0
Casing	Colour				Black (N1) (Panel colour: silver)
Fan	Type				Multi Blade Fan (Sirocco fan with shroud assembly)
	Air flow rate	Air purifying operation	Silent/Low/Medium /High/Turbo	m^3/h	60/150/240/330/450
		Humidifying operation	Silent/Low/Medium /High/Turbo	m^3/h	120/150/240/330/450
Sound pressure level	Air purifying operation	Silent/Low/Medium/High/Turbo		dBA	17.0/26.0/36.0/43.0/50.0
	Humidifying operation	Silent/Low/Medium/High/Turbo		dBA	23/26/36/43/50
Humidifying operation	Power input	Silent/L/M/H/Turbo		kW	0.012/0.013/0.020/0.037/0.084
	Humidification	Silent/Low/Medium/High/Turbo		ml/h	240/290/370/470/600
	Water tank capacity			l	4.0
Air purifying operation	Power input	Silent/L/M/H/Turbo		kW	0.008/0.011/0.018/0.035/0.081
Deodorizing method					Flash streamer / Titanium apatite photocatalytic filter / Deodorising catalyst
Dust collecting method					Plasma ionizer / Electrostatic dust collection filter
Air filter	Type				Polypropylene net with catechin
Sign	Item	01			Dust: 3 stages / Odour: 3 stages / Air flow rate: auto/LL/L/M/H, Turbo mode HH, anti-pollen mode / Off timer: 1/4/8h / Cleaning: ionization/streamer
Power supply	Name/Phase/Frequency/Voltage			Hz/V	VM/1~/50/60/220-240/220-230
Type					Humidifying air purifier

D2CND-A1A

BRP069A61/62

ERGA-D(A)
EHVH-D(-/G)

Heating

Supporting tools 24

Products overview 26

R-32 Heat pumps 28

Bluevolution R-32 28
Daikin Altherma 3 - Floor standing 30
EHVH-D(-/G) / ERGA-DV(A) 32
EHVX-D(-/G) / ERGA-DV(A) 33
EHVZ-D(-/G) / ERGA-DV(A) 34
EHVH-D(-/G) / ERGA-DV(A) 35
Options 36

Bluevolution R-32 38
Daikin Altherma 3 - Wall mounted 38
EHBH-D / ERGA-DV(A) 40
EHBX-D / ERGA-DV(A) 41
Options 42

R-410A Heat pumps 44

Low Temperature - Floor standing 44
EHVH-CB / ERLQ-CV3/CW1 46
EHVH-CB / ERHQ-BV3/BW 47
EHVX-CB / ERLQ-CV3/CW1 48
EHVX-CB / ERHQ-BV3/BW1 49
EHVZ-CB / ERLQ-CV3/CW1 50
EHVZ-CB / ERHQ-BV3/BW1 51
EHVH-CBV / ERLQ-CV3/CW1 52
EHVH-CBV / ERHQ-BV3/BW1 53
EHVH-CB6W / ERLQ-CV3/CW1 54
EHVH-CB6W / ERHQ-BV3/BW1 55
Options 56

Low Temperature - Wall mounted 57
EHBH-CB / ERLQ-CV3/CW1 59
EHBH-CB / ERHQ-BV3/BW1 60
EHBX-CB / ERLQ-CV3/CW1 61
EHBX-CB / ERHQ-BV3/BW1 62
EHBH-CBV / ERLQ-CV3/CW1 63
EHBH-CBV / ERHQ-BV3/BW1 64
Options 65

Low Temperature - Integrated solar unit 66
EHSH-B / ERLQ-CV3/CW1 68
EHSHB-B / ERLQ-CV3/CW1 69
EHSX-B / ERLQ-CV3/CW1 70
EHSXB-B / ERLQ-CV3/CW1 71

Low Temperature - Monobloc 72
EK(2)CB-CV2, EKMBUH3V3/9W1 / EB(-/D)LQ-CV3 74
EB(L/H)Q-BB6V3/6W1 75
ED(L/H)Q-BB6V3/6W1 76
Options 77

High Temperature 78
EKHBRD-AD(V/Y)1 / ER(R/S)Q-AA(V/Y)1 / EMRQ-A 80
Options 81

Daikin Altherma Hybrid heat pump 82
EHYHBH-AV32/EHYHBX-AV3 + EVLQ-CV3 85
Hybrid+Multi (R-32) 86
Options 88

Ground source 90
EGSQH-A9W + options 93

Monobloc domestic hot water heat pump 94
EKHH2E-(P)AV3 95

Split domestic hot water heat pump 96
EKHHP-A2V3-ERWQ-AV3 97

Daikin Altherma high capacity 98
SEHVX-BAW1/SERHQ-BAW1 99

Daikin Altherma HT Flex Type 100
EKHBRD-ADV1/Y1/ EMRQ-AB 101

Boilers

Gas condensing 102
D2CND-A0AIT 108
Options 109
EHOB-AH/EHOBG-AHEKOMB-AH/EKOMBG-AH 110
Options 111
GCU compact 112
Options 116

Thermal stores and tanks 118

EKHWP-B/EKHWP-PB 120
EKHWC-B/EKHWCB-B/EKHWCB-PB/
EKHWCH-B/EKHWCH-PB 121
EKHTS-AC/EKHWS(U)-B/EKHWS(U)-D 122

Solar 124

Solar panel 124
EKS(H/V)-P / EKSRPS4A / EKSRDS2A 136

Controllers 138

LAN Adapter 138
EKRUCBL/S, EKRTR, EKRTW 140

All-in-one heating comfort for residential & commercial applications

Why choose a Daikin heating system?

- More than **50 years of experience** in heat pumps
- Innovative heating technologies to **reduce running costs** and optimise renewable energy usage
- Research and development **in Europe for Europe**
- A solution for any application
- Combinable with **all kinds of heat emitters**
- **Always in control, no matter where you are with an app**

Control via app

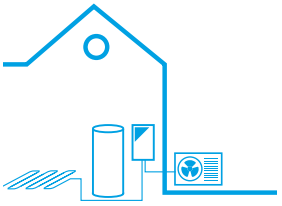

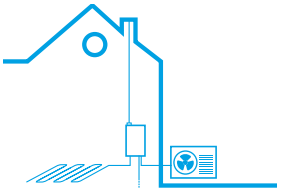

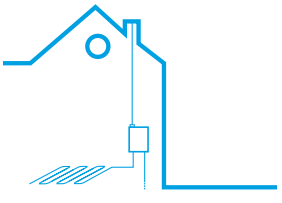

Solutions for space heating and domestic hot water

Air-to-water heat pump technology:
extracting heat from the outside air
› Guaranteed heating capacity down to -25°C; reliable operation during winter
› Optimise renewable energy with solar connection for electricity and domestic hot water support
› Compatible with **ECH$_2$O** thermal stores to provide additional domestic hot water comfort

Hybrid heat pump technology:
gas condensing technology combined with air-to-water technology
› Most economic operation mode is selected depending on energy prices, outdoor temperature and internal heat load
› Optimisation of dual technologies
› Compatible with **ECH$_2$O** thermal stores to provide additional domestic hot water comfort

Ground-to-water heat pump technology:
extracting heat from the ground
› Ideal for climates where the average winter ambient temperature drops below 3°C
› Stable underground temperatures achieve high seasonal efficiency

Gas condensing technology:
› New dual heat exchanger lowers heating and hot water costs
› Optional preassembled B-pack contains all components for a functional installation in one module. The flexibility of the unit means it can fit into limited spaces (also behind a boiler)
› Compatible with **ECH$_2$O** thermal stores to provide additional domestic hot water comfort

Optimal comfort
… all combined into one system

› Heating
› Domestic hot water with optional solar support
› Cooling
› Easy control

A solution for any application

› New build
› Low energy houses
› Renovation of complete heating system
› Renovation without changing radiators/piping
› Bivalent solution: combination of current heating system with Daikin heating system

Combinable with all kinds of heat emitters

Depending on the needs of your customer, you can select a system combinable with
› Under floor heating
› Heat pump convectors
› Low temperature radiators
› High temperature radiators (up to 80°C)

Solutions for domestic hot water only

Air to water technology: extracting heat from the outside air to heat up the water.
› Perfect solution when replacing an electric domestic hot water tank
› Ideal to combine with a drain-back or pressurised solar system to optimise energy savings
› Water temperatures of up to 55°C with heat pump operation only

Always in control, no matter where you are*

› App control with Daikin's online controller
» to adjust a room's temperature* or the operation mode from your smartphone, anytime and anywhere

* Starting with ERGA-D

Control via app

Utilise renewable energy to create a self-sustaining heating system

› thermal solar support: use thermal solar collectors to (pre-)heat your domestic hot water
› photovoltaïc support: use electricity from your photovoltaïc solar collectors to provide energy for your heat pump

*Control via the app:
› Room thermostat control for space heating and domestic hot water
› Leaving water temperature control for only for domestic hot water
› External control only for domestic hot water

Supporting tools

Heating Solutions Navigator

HSN provides the best fit solution for your customers home:

› User-friendly interface showcases the wide array of Daikin Heating Solutions available
› Estimation of the required heat load from a simple intuitive approach to a deeper detailed room-by-room calculation
› Country specific elements are taken into account
› Create custom made piping & wiring diagrams
› Link to flue gas selection tool for gas based solutions
› Set the configuration of your installation
› Overview of all the options specifically for your installation
› Quick link to the installation specific literature
› Compare economic and ecological benefit of the Daikin solution against a conventional heating installation.
› Storage of all your leads on you Stand By Me account
› Easy conversion from lead to installation to invite your end user for extra after-sales services

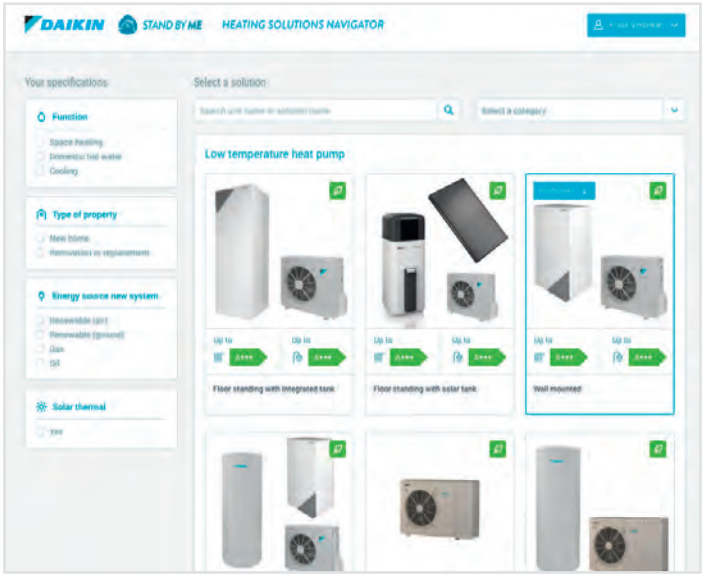

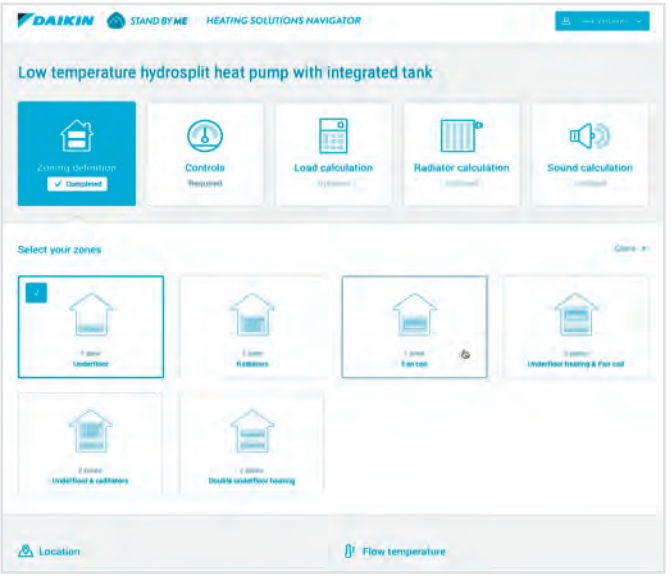

Want to know more about our Heating Solutions Navigator?

› Have a look at our video on YouTube!

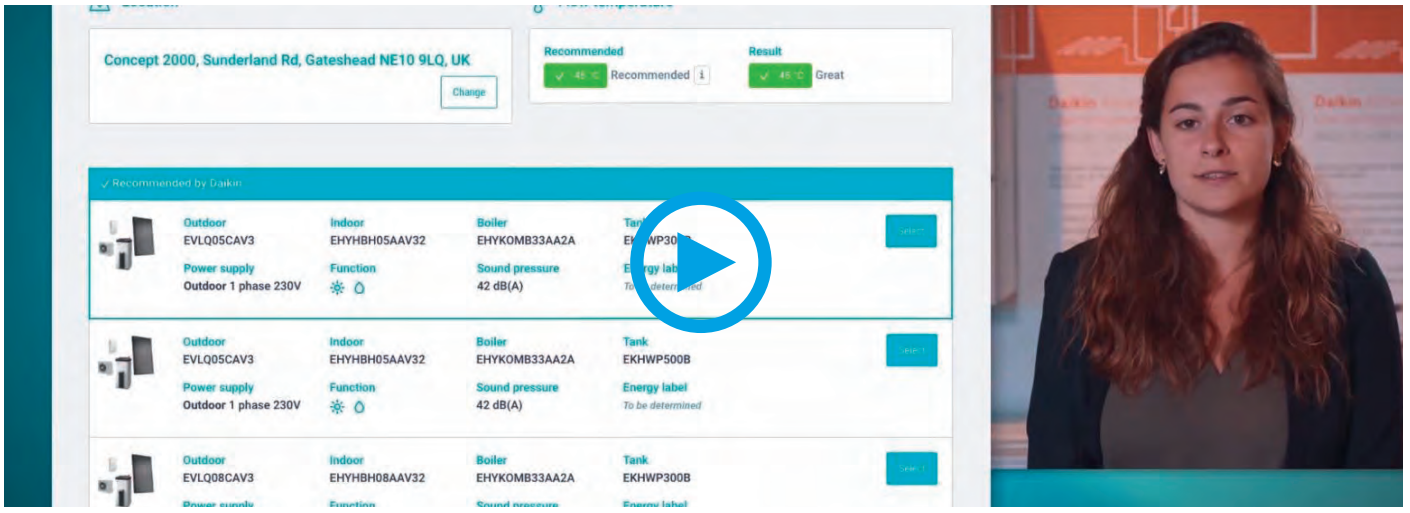

Stand By Me, my climate of security

STAND BY ME

With your customer's new Daikin installation and Stand By Me service programme, you can rest assured they are benefiting from the best comfort, energy efficiency, usability and service available on the market.

After-sales services

Stand By Me offers after-sales services such as warranty extensions and maintenance contracts:

- ☑ warranty extension on parts and/or labour
- ☑ starts on commissioning date

Quick follow-up by Daikin service partners

Daikin service partners are automatically linked with their customer after registration on **www.standbyme.daikin.eu**. A notification is sent when a customer purchases a maintenance contract.

Your customer is guaranteed:

- ☑ quick and reliable service
- ☑ complete installation logbook including registration documents, maintenance deadlines, repair reports etc.

Key account portal

The key account portal is the perfect solution for large accounts:

- ☑ keep track of all your installations
- ☑ project management
- ☑ remote metering (UK only)

› For more details about the Stand By Me services in your country, contact your local Daikin office.

Business portal

› Learn more about Daikin's units on our extranet portal: **my.daikin.eu**
› Receive information in a matter of seconds using our powerful search tool
› Customise search options to only see information that is relevant for you
› Accessible via a mobile device or computer

my.daikin.eu

E-care app NEW

All-in-one app for the dealer

› Register your installation on Stand By Me via simple **QR code** scanning
› Quick configuration of your heat pump in **only 7 steps**
› Diagnosis of malfunction by QR code scanning and error code input

Products overview

Solutions for heating and domestic hot water

Solutions	Air-to-water technology				Hybrid technology
	R-32 Daikin Altherma low temperature split	R-410A Daikin Altherma low temperature split	Daikin Altherma low temperature monobloc	Daikin Altherma high temperature split	Daikin Altherma hybrid heat pump
Different technologies	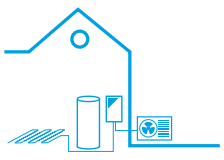	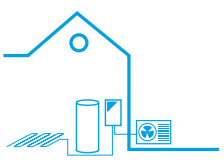		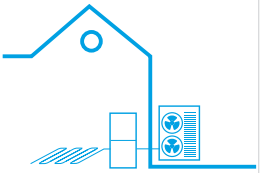	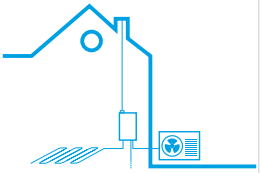
Energy label	› heating: A+++ (1) › hot water: up to A+++	› heating: A++ › hot water: up to A+++		› heating: A+ › hot water: B	› heating: up to A++ › hot water: A
Applications	› Ideal for new houses, low energy houses or together with an existing boiler (bivalent)			› Ideal for replacement of a traditional boiler	› Ideal for replacement of a gas boiler
Functionalities	› Space heating › Domestic hot water › Cooling › Solar connection for hot water production with thermal store › Solar connection for electricity production (photovoltaïc) › Online controller* * not available on E(D/B)(L/H)Q011-016BB6V3/W1			› Space heating › Domestic hot water › Solar connection for hot water production with thermal store	› Space heating › Domestic hot water › Cooling with air to air or air to water heat pump › Solar connection for hot water production with thermal store › Solar connection for electricity production (photovoltaïc) › Online controller
Installation	› 1 indoor unit › 1 outdoor unit		› 1 outdoor unit	› 1 indoor unit › 1 outdoor unit	› 1 indoor unit + 1 gas condensing boiler › 1 outdoor unit
Different emitters	› Under floor heating › Low temperature radiators › Fan coil units › Heat pump convector			› High temperature radiators	› Under floor heating › Low and high temperature radiators

(1) According to EU n°811/2013 - label lay-out 2019

	Solution for domestic hot water only			Solutions for space heating	Solution for heating and domestic hot water
Ground-to-water technology	Air-to-water technology				Combustion
Daikin Altherma ground source heat pump	**Monobloc domestic hot water heat pump**	**Domestic hot water heat pump**	**Daikin Altherma Flex Type**	**Daikin Altherma LT High capacity**	**Gas condensing boiler**
	NEW			NEW	NEW
	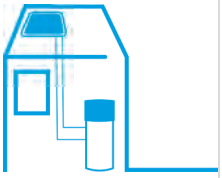	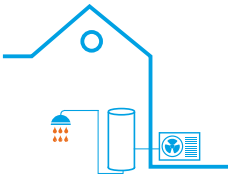			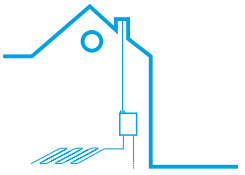
› heating: A++ › hot water: A	› hot water: A+	› hot water: A	› hot water: A	› heating: A+	› heating: A › hot water: A
› Suitable for new houses and for renovations	› Suitable for new houses and for renovations	› Ideal for replacement of an electric domestic hot water tank	Ideal for large hot water requirements in › Apartments › Collective housing › Hotels › Fitness › Spa › Schools › Hospitals › Libraries	Ideal for collective housing or commercial applications with great demands of heating/cooling f.i. › Offices › Schools › Apartment buildings	› Ideal for replacement of an existing gas boiler
› Space heating › Domestic hot water › Solar connection for electricity production (photovoltaïc) › Online controller 	› Domestic hot water › Thermal solar connection possible as well as photovoltaic 	› Domestic hot water › Solar connection for hot water production with thermal store	› Domestic hot water › Solar connection for hot water production with thermal store	› Space heating › Cooling › Temperature controller	› Space heating › Domestic hot water › Solar connection for hot water production with thermal store › Online controller
› 1 indoor unit	› 1 indoor unit	› 1 indoor unit › 1 outdoor unit	› Several indoor units › 1 or more outdoor units	› 1-2 indoor units › 1-2 outdoor units	› 1 indoor unit
› Under floor heating › Fan coil units › Heat pump convector › Low and high temperature radiators	› Tap water	› Tap water	› Fan coil units › Heat pump convector	› Under floor heating › Low temperature radiators	› Under floor heating › Radiators

R32 Daikin Altherma 3 powered by Bluevolution

Why choose Daikin Altherma 3?

Bluevolution technology combines very high efficient compressors developed by Daikin with the future of refrigerants: R32*.

High performance

› Delivering temperatures up to 65°C at high efficiency, the R32 Daikin Altherma 3 is suitable for both underfloor heating and radiators and retains its pedigree trademark in frost protection down to -25°C, ensuring reliable operation even in the coldest climates.
› The optimal combination of Bluevolution technology offers the highest performance:
  » seasonal efficiency up to A+++
  » heating efficiency up to a COP of 5,1 (at 7°C/35°C)
  » Domestic hot water efficiency up to COP of 3,3 (EN16147)
› Available in 4, 6 and 8 kW

Easy to install

› Delivered ready to work: all key hydraulic elements are already factory mounted
› The new design enables that all servicing can be done from the front and all piping can be accessed at the top of the unit
› Stylish modern outlook
› The outdoor unit is tested and charged with refrigerant, installation time is reduced

Easy commissioning :

› Integrated high resolution colour interface
› Quick wizard allowing commissioning in maximum 9 easy steps to have the full system ready to work
› Next to that the configuration can take place remotely to upload later on the unit the day of the installation.

Easy to control

› The combined effect of the Daikin Altherma weather dependent set-point controls and its inverter compressors maximises the efficiency of the new R32 Daikin Altherma 3 at each outdoor temperature, assuring consistent room temperatures at all times.
› To control on a daily basis your home temperature, settings can be done anywhere at any time via the Daikin Online Controller app. This online controller allows adjustment of home comfort levels to suit individual preferences while achieving further energy efficiencies. The R32 Daikin Altherma 3 range can also be fully integrated with other home control systems.

Control via app

R32 Daikin Altherma 3
offers a wide range to adapt to your customers needs

- **Best seasonal efficiencies** providing the highest savings on running costs
- Perfect fit for **new builds**, as well as for low energy houses
- A leaving water temperature up to 65°C makes it also **a perfect choice for refurbishments**

To cover all applications, the R32 Daikin Altherma 3 is available in

2 different indoor units :



Floor standing unit with integrated domestic hot water tank

Compact and yet 100 % comfort guaranteed
- All components and connections are factory mounted
- Very small 600 x 600 installation footprint required
- Minimum electrical input with constantly available hot water
- Dedicated bi-zone models available: two temperature zones automatically regulated by the same indoor unit
- Modern stylish design available in white or silvergrey

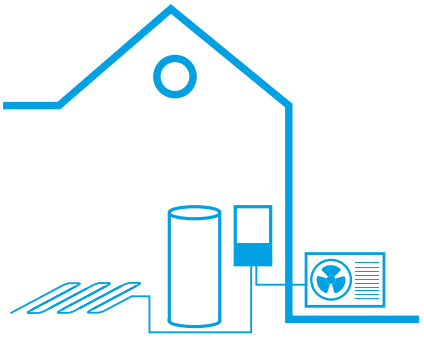

Wall mounted unit

High flexibility for installation and domestic hot water connection
- Compact unit with small installation (almost no side clearance is required)
- Can be combined with a space separate domestic hot water tank up to 500 litres, with or without solar support
- Stylish modern design

Floor standing unit with integrated domestic hot water tank

Why choose Daikin floor standing unit with integrated domestic hot water tank?

The Daikin Altherma 3 floor standing unit is the ideal system **to deliver heating, domestic hot water and cooling** for new build and low energy houses.

All in one system to save installation space and time

- A combined stainless steel domestic hot water tank of 180 or 230 L and heatpump ensures a faster installation compared to traditional systems.
- Inclusion of all hydraulic components means no third party components are required.
- PCB board and hydraulic components are located in the front for easy access
- Small installation footprint of 600 x 600 mm
- Integrated back-up heater choice of 3, 6, 9 kW aswell as back-up heater less models are available
- Dedicated bi-zone models allowing temperature monitoring for 2 zones connect underfloor heating to radiators for optimise efficiency

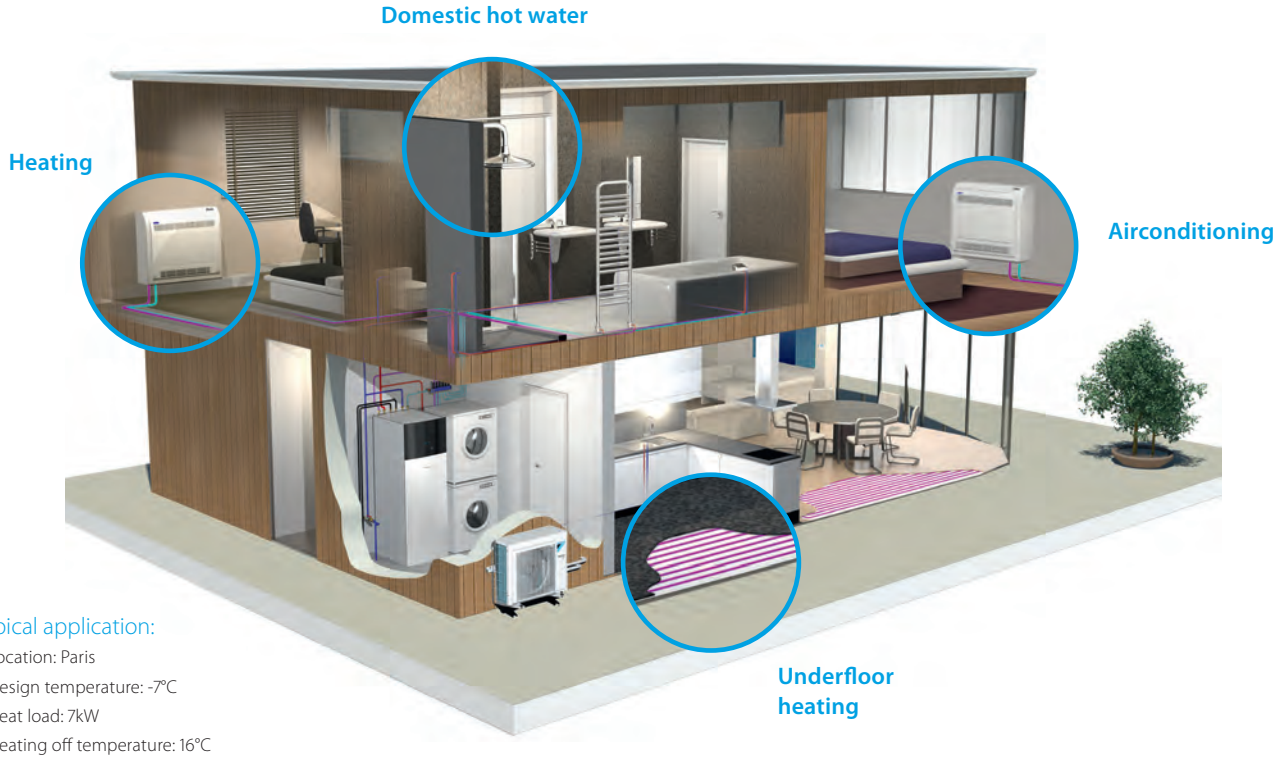

Typical application:

- Location: Paris
- Design temperature: -7°C
- Heat load: 7kW
- Heating off temperature: 16°C

All-in one design

Reduces the installation footprint and height

Compared to the traditional split version for a wall mounted indoor unit and a separate domestic hot water tank, the integrated indoor unit greatly reduces the installation space required.

With a small footprint of 600 x 600 mm, the integrated indoor unit has a similar footprint when compared to other household appliances.

For installation projects, almost no side clearance is necessary as the piping is located at the top of the unit.

With an installation height of 1,65 m for an 180 L tank and 1,85 m for a 230 L tank, the required installation height is less than 2m.

The compactness of the integrated indoor unit is emphasised by its sleek design and modern look, easy blending in with other household appliances.

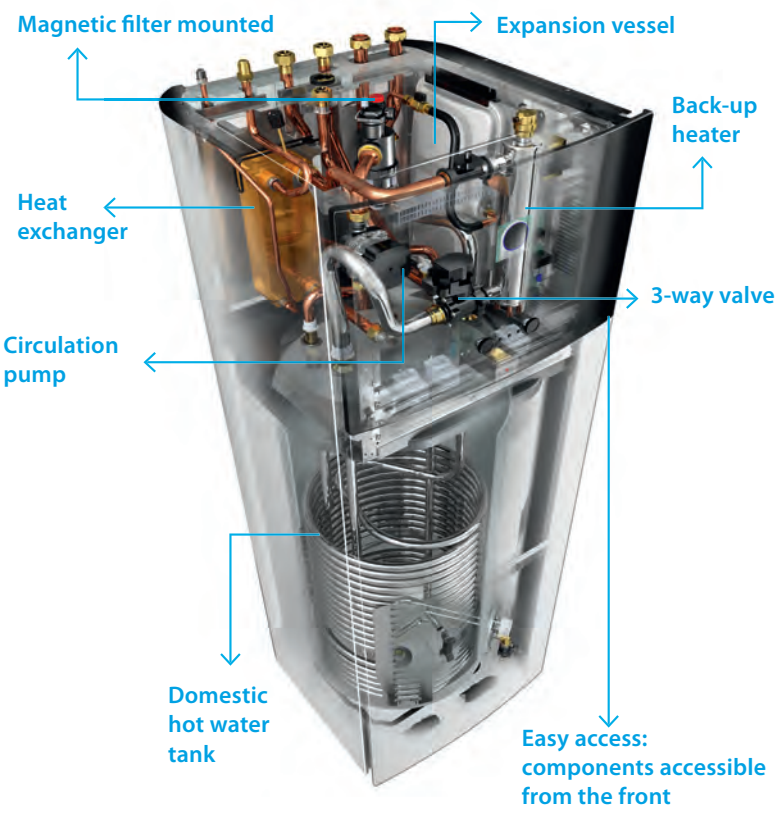

Advanced MMI

Have an overview of the temperature

› Inside your home with differences regarding the room: from the water temperature to your underfloor heating system
› Outside your home

Personalise

› The language and your date
› The number of zones that needs to be heated and the required temperatures

Set

› the parameters of your domestic hot water
› and your heating system

Configure

› the whole system easily thanks to the Quick Wizard

The Daikin-Eye

› That shows the status of the unit. Blue means that the unit is working well, red means that an error is occurring

Integrated indoor unit



Daikin Altherma 3 low temperature split integrated floor standing unit

Floor standing air to water heat pump for **heating and hot water**; ideal for low energy houses

- A combined stainless steel domestic hot water tank of 180 or 230L and heat pump for easy installation
- Inclusion of all hydraulic components means no third party components are required
- PCB board and hydraulic components are located in the front for easy access
- Small installation footprint of 600x600mm
- Integrated back-up heater choice of 6 or 9 kW
- Outdoor unit extracts heat from the outdoor air, even at -25°C

A+++ 65° C R-32

Efficiency data				EHVH + ERGA	04S18D6V(G)+ 04DV	04S23D6V(G)+ 04DV	08S18D6V(G)/D9W(G) + 06DV	08S23D6V(G)/D9W(G) + 06DV	08S18D6V(G)/D9W(G) + 08DV	08S23D6V(G)/D9W(G) + 08DV
Heating capacity	Nom.			kW	4.30 (1) / 4.20 (2)		6.00 (1) / 5.90 (2)		7.50 (1) / 7.50 (2)	
Power input	Heating	Nom.		kW	0.850 (1) / 1.16 (2)		1.24 (1) / 1.69 (2)		1.63 (1) / 2.14 (2)	
COP					5.10 (1) / 3.62 (2)		4.85 (1) / 3.50 (2)		4.60 (1) / 3.50 (2)	
Space heating	Average climate water outlet 55°C	General	SCOP		3.26				3.32	
			ηs (Seasonal space heating efficiency)	%	127				130	
			Seasonal space heating eff. class		A++					
	Average climate water outlet 35°C	General	SCOP		4.48		4.47		4.56	
			ηs (Seasonal space heating efficiency)	%	176				179	
			Seasonal space heating eff. class		A+++ (3)					
Domestic hot water heating	General	Declared load profile			L	XL	L	XL	L	XL
	Average climate	ηwh (water heating efficiency)		%	127	134	127	134	127	134
		Water heating energy efficiency class			A+					

Indoor Unit				EHVH	04S18D6V(G)	04S23D6V(G)	08S18D6V(G)/D9W(G)	08S23D6V(G)/D9W(G)	08S18D6V(G)/D9W(G)	08S23D6V(G)/D9W(G)
Casing	Colour				White + Black					
	Material				Resin / Sheet metal					
Dimensions	Unit	HeightxWidthxDepth		mm	1,650x595x625	1,850x595x625	1,650x595x625	1,850x595x625	1,650x595x625	1,850x595x625
Weight	Unit			kg	131	139	131	139	131	139
Tank	Water volume			l	180	230	180	230	180	230
	Maximum water temperature			°C	60					
	Maximum water pressure			bar	10					
	Corrosion protection				Pickling					
Operation range	Heating	Ambient	Min.~Max.	°C	5~30					
		Water side	Min.~Max.	°C	15 ~65					
	Domestic hot water	Ambient	Min.~Max.	°CDB	5~35					
		Water side	Max.	°C	60					
Sound power level	Nom.			dBA	42					
Sound pressure level	Nom.			dBA	28					

Outdoor Unit				ERGA	04DV	06DV	08DV
Dimensions	Unit	HeightxWidthxDepth		mm	740x884x388		
Weight	Unit			kg	58.5		
Compressor	Quantity				1		
	Type				Hermetically sealed swing compressor		
Operation range	Cooling		Min.~Max.	°CDB	10~43		
	Domestic hot water		Min.~Max.	°CDB	-25~35		
Refrigerant	Type				R-32		
	GWP				675.0		
	Charge			kg	1.50		
	Control				Expansion valve		
Sound power level	Heating		Nom.	dBA	58	60	62
	Cooling		Nom.	dBA	61	62	
Sound pressure level	Heating		Nom.	dBA	44	47	49
	Cooling		Nom.	dBA	48	49	50
Power supply	Name/Phase/Frequency/Voltage			Hz/V	V3/1N~/50/230		
Current	Recommended fuses			A	25		

(1) Cooling Ta 35°C - LWE 18°C (DT = 5°C); heating Ta DB/WB 7°C/6°C - LWC 35°C (DT = 5°C) (2) Cooling Ta 35°C - LWE 7°C (DT = 5°C); heating Ta DB/WB 7°C/6°C - LWC 45°C (DT = 5°C)
(3) According to EU n°811/2013 - label lay-out 2019

DAIKIN altherma

BLUEVOLUTION

Daikin Altherma 3 low temperature split integrated floor standing unit

Floor standing air to water heat pump for **heating, cooling and hot water**; ideal for low energy houses

- A combined stainless steel domestic hot water tank of 180 or 230L and heat pump for easy installation
- Inclusion of all hydraulic components means no third party components are required
- PCB board and hydraulic components are located in the front for easy access
- Small installation footprint of 600x600mm
- Integrated back-up heater choice of 3, 6, 9 kW
- Outdoor unit extracts heat from the outdoor air, even at -25°C

EHVX-D6V EHVX-D6VG

ERGA-DV

A+++ 65° C R-32

Efficiency data				EHVX + ERGA	04S18D3V(G)/ D6V(G) + 04DV	04S23D3V(G)/ D6V(G) + 04DV	08S18D6V(G)/ D9W(G) + 06DV	08S23D6V(G)/ D9W(G) + 06DV	08S18D6V(G)/ D9W(G) + 08DV	08S23D6V(G)/ D9W(G) + 08DV
Heating capacity	Nom.			kW	4.30 (1) / 4.20 (2)		6.00 (1) / 5.90 (2)		7.50 (1) / 7.50 (2)	
Power input	Heating	Nom.		kW	0,850 (1) / 1.16 (2)		1.24 (1) / 1.69 (2)		1.63 (1) / 2.14 (2)	
Cooling capacity	Nom.			kW	5.56 (1) / 4.37 (2)		5.96 (1) / 4.87 (2)		6.25 (1) / 5.35 (2)	
Power input	Cooling	Nom.		kW	0,940 (1) / 1.14 (2)		1.06 (1) / 1.33 (2)		1.16 (1) / 1.51 (2)	
COP					5.10 (1) / 3.62 (2)		4.85 (1) / 3.50 (2)		4.60 (1) / 3.50 (2)	
EER					5.94 (1) / 3.84 (2)		5.61 (1) / 3.67 (2)		5.40 (1) / 3.54 (2)	
Space heating	Average climate water outlet 55°C	General	SCOP		3.26				3.32	
			ηs (Seasonal space heating efficiency)	%	127				130	
			Seasonal space heating eff. class		A++					
	Average climate water outlet 35°C	General	SCOP		4.48		4.47		4.56	
			ηs (Seasonal space heating efficiency)	%	176				179	
			Seasonal space heating eff. class		A+++(3)					
Domestic hot water heating	General	Declared load profile			L	XL	L	XL	L	XL
	Average climate	ηwh (water heating efficiency)		%	127	134	127	134	127	134
		Water heating energy efficiency class			A+					

Indoor Unit				EHVX	04S18D3V(G)/ D6V(G)	04S23D3V(G)/ D6V(G)	08S18D6V(G)/ D9W(G)	08S23D6V(G)/ D9W(G)	08S18D6V(G)/ D9W(G)	08S23D6V(G)/ D9W(G)
Casing	Colour				White + Black					
	Material				Resin / Sheet metal					
Dimensions	Unit	HeightxWidthxDepth		mm	1,650x595x625	1,850x595x625	1,650x595x625	1,850x595x625	1,650x595x625	1,850x595x625
Weight	Unit			kg	131	139	131	139	131	139
Tank	Water volume			l	180	230	180	230	180	230
	Maximum water temperature			°C	60					
	Maximum water pressure			bar	10					
	Corrosion protection				Pickling					
Operation range	Heating	Ambient	Min.~Max.	°C	5~30					
		Water side	Min.~Max.	°C	15 ~65					
	Cooling	Ambient	Min.~Max.	°CDB	5~35					
		Water side	Min.~Max.	°C	5~22					
	Domestic hot water	Ambient	Min.~Max.	°CDB	5~35					
		Water side	Max.	°C	60					
Sound power level	Nom.			dBA	42					
Sound pressure level	Nom.			dBA	28					

Outdoor Unit				ERGA	04DV	06DV	08DV
Dimensions	Unit	HeightxWidthxDepth		mm	740x884x388		
Weight	Unit			kg	58.5		
Compressor	Quantity				1		
	Type				Hermetically sealed swing compressor		
Operation range	Cooling	Min.~Max.		°CDB	10~43		
	Domestic hot water	Min.~Max.		°CDB	-25~35		
Refrigerant	Type				R-32		
	GWP				675.0		
	Charge			kg	1.50		
	Control				Expansion valve		
Sound power level	Heating	Nom.		dBA	58	60	62
	Cooling	Nom.		dBA	61	62	
Sound pressure level	Heating	Nom.		dBA	44	47	49
	Cooling	Nom.		dBA	48	49	50
Power supply	Name/Phase/Frequency/Voltage			Hz/V	V3/1N~/50/230		
Current	Recommended fuses			A	25		

(1) Cooling Ta 35°C - LWE 18°C (DT = 5°C); heating Ta DB/WB 7°C/6°C - LWC 35°C (DT = 5°C) (2) Cooling Ta 35°C - LWE 7°C (DT = 5°C); heating Ta DB/WB 7°C/6°C - LWC 45°C (DT = 5°C)
(3) According to EU n°811/2013 label lay-out 2019

Daikin Altherma 3 low temperature split integrated bi-zone

Floor standing integrated with **two different temperature zones monitoring**

- A combined stainless steel domestic hot water tank of 180 or 230L and heat pump for easy installation
- Inclusion of all hydraulic components means no third party components are required
- PCB board and hydraulic components are located in the front for easy access
- Small installation footprint of 600x600mm
- Integrated back-up heater choice of 6 or 9 kW
- Outdoor unit extracts heat from the outdoor air, even at -25°C

A+++ 65° C R-32

Efficiency data					EHVZ + ERGA	04S18D6V(G) + 04DV	08S18D6V(G)/D9W(G) + 06DV	08S23D6V(G)/D9W(G) + 06DV	08S18D6V(G)/D9W(G) + 08DV	08S23D6V(G)/D9W(G) + 08DV
Heating capacity	Nom.				kW	4.30 (1) / 4.20 (2)	6.00 (1) / 5.90 (2)		7.50 (1) / 7.50 (2)	
Power input	Heating	Nom.			kW	0.850 (1) / 1.16 (2)	1.24 (1) / 1.69 (2)		1.63 (1) / 2.14 (2)	
COP						5.10 (1) / 3.62 (2)	4.85 (1) / 3.50 (2)		4.60 (1) / 3.50 (2)	
Space heating	Average climate water outlet 55°C	General	SCOP			3.26			3.32	
			ηs (Seasonal space heating efficiency)	%		127			130	
			Seasonal space heating eff. class			A++				
	Average climate water outlet 35°C	General	SCOP			4.48	4.47		4.56	
			ηs (Seasonal space heating efficiency)	%		176			179	
			Seasonal space heating eff. class			A+++ (3)				
Domestic hot water heating	General	Declared load profile				L	XL		L	XL
	Average climate	ηwh (water heating efficiency)		%		127	134		127	134
		Water heating energy efficiency class				A+				

Indoor Unit				EHVZ	04S18D6V(G)	08S18D6V(G)/D9W(G)	08S23D6V(G)/D9W(G)	08S18D6V(G)/D9W(G)	08S23D6V(G)/D9W(G)
Casing	Colour				White + Black				
	Material				Resin / Sheet metal				
Dimensions	Unit	HeightxWidthxDepth		mm	1,650x595x625		1,850x595x625	1,650x595x625	1,850x595x625
Weight	Unit			kg	136		144	136	144
Tank	Water volume			l	180		230	180	230
	Maximum water temperature			°C	60				
	Maximum water pressure			bar	10				
	Corrosion protection				Pickling				
Operation range	Heating	Ambient	Min.~Max.	°C	5~30				
		Water side	Min.~Max.	°C	15 ~65				
	Domestic hot water	Ambient	Min.~Max.	°CDB	5~35				
		Water side	Max.	°C	60				
Sound power level	Nom.			dBA	42				
Sound pressure level	Nom.			dBA	28				

Outdoor Unit				ERGA	04DV	06DV	08DV
Dimensions	Unit	HeightxWidthxDepth		mm	740x884x388		
Weight	Unit			kg	58.5		
Compressor	Quantity				1		
	Type				Hermetically sealed swing compressor		
Operation range	Cooling		Min.~Max.	°CDB	10~43		
	Domestic hot water		Min.~Max.	°CDB	-25~35		
Refrigerant	Type				R-32		
	GWP				675.0		
	Charge			kg	1.50		
	Control				Expansion valve		
Sound power level	Heating		Nom.	dBA	58	60	62
	Cooling		Nom.	dBA	61	62	
Sound pressure level	Heating		Nom.	dBA	44	47	49
	Cooling		Nom.	dBA	48	49	50
Power supply	Name/Phase/Frequency/Voltage			Hz/V	V3/1N~/50/230		
Current	Recommended fuses			A	25		

(1) Cooling Ta 35°C - LWE 18°C (DT = 5°C); heating Ta DB/WB 7°C/6°C - LWC 35°C (DT = 5°C) (2) Cooling Ta 35°C - LWE 7°C (DT = 5°C); heating Ta DB/WB 7°C/6°C - LWC 45°C (DT = 5°C)
(3) According to EU n°811/2013 - label lay-out 2019

DAIKIN altherma

BLUEVOLUTION

Daikin Altherma 3 low temperature split integrated floor standing unit without backup heater

Floor standing air to water heat pump for **heating and hot water**; ideal for low energy houses

- A combined stainless steel domestic hot water tank of 180 or 230L and heat pump for easy installation
- Inclusion of all hydraulic components means no third party components are required
- PCB board and hydraulic components are located in the front for easy access
- Small installation footprint of 600x600mm
- Outdoor unit extracts heat from the outdoor air, even at -25°C

A+++ 65° C R-32

Efficiency data				EHVH + ERGA	04S23DV(G) + 04DV	08S23DV(G) + 06DV	08S23DV(G) + 08DV
Heating capacity	Nom.			kW	4.30 (1) / 4.20 (2)	6.00 (1) / 5.90 (2)	7.50 (1) / 7.50 (2)
Power input	Heating	Nom.		kW	0.850 (1) / 1.16 (2)	1,24 (1) / 1,69 (2)	1,63 (1) / 2.14 (2)
COP					5.10 (1) / 3.62 (2)	4,85 (1) / 3,50 (2)	4,60 (1) / 3.50 (2)
Space heating	Average climate water outlet 55°C	General	SCOP		3.26		3.32
			ηs (Seasonal space heating efficiency)	%	127		130
			Seasonal space heating eff. class		A++		
	Average climate water outlet 35°C	General	SCOP		4.48	4.47	4.56
			ηs (Seasonal space heating efficiency)	%	176		179
			Seasonal space heating eff. class		A+++(3)		
Domestic hot water heating	General	Declared load profile			XL		
	Average climate	ηwh (water heating efficiency)		%	134		
		Water heating energy efficiency class			A+		

Indoor Unit				EHVH	04S23DV(G)	08S23DV(G)	08S23DV(G)
Casing	Colour				White + Black		
	Material				Resin / Sheet metal		
Dimensions	Unit	HeightxWidthxDepth		mm	1,850x595x625		
Weight	Unit			kg	139		
Tank	Water volume			l	230		
	Maximum water temperature			°C	70		
	Maximum water pressure			bar	10		
	Corrosion protection				Pickling		
Operation range	Heating	Ambient	Min.~Max.	°C	5~30		
		Water side	Min.~Max.	°C	10 ~70	10 ~65	
	Domestic hot water	Ambient	Min.~Max.	°CDB	5~35		
		Water side	Max.	°C	70		
Sound power level	Nom.			dBA	42		
Sound pressure level	Nom.			dBA	28		

Outdoor Unit				ERGA	04DV	06DV	08DV
Dimensions	Unit	HeightxWidthxDepth		mm	740x884x388		
Weight	Unit			kg	58.5		
Compressor	Quantity				1		
	Type				Hermetically sealed swing compressor		
Operation range	Cooling		Min.~Max.	°CDB	10~43		
	Domestic hot water		Min.~Max.	°CDB	-25~35		
Refrigerant	Type				R-32		
	GWP				675.0		
	Charge			kg	1.50		
	Control				Expansion valve		
Sound power level	Heating		Nom.	dBA	58	60	62
	Cooling		Nom.	dBA	61	62	
Sound pressure level	Heating		Nom.	dBA	44	47	49
	Cooling		Nom.	dBA	48	49	50
Power supply	Name/Phase/Frequency/Voltage			Hz/V	V3/1N~/50/230		
Current	Recommended fuses			A	25		

(1)Condition 1: cooling Ta 35°C - LWE 18°C (DT = 5°C); heating Ta DB/WB 7°C/6°C - LWC 35°C (DT = 5°C) | (2)Condition 2: cooling Ta 35°C - LWE 7°C (DT = 5°C); heating Ta DB/WB 7°C/6°C - LWC 45°C (DT = 5°C)
(3) According to EU n°811/2013 label lay-out 2019

Options

Type		Material name	Daikin Altherma 3 LT split Wall mounted	Daikin Altherma 3 LT split Floor standing
Controls	Remote user interface	EKRUDAS	•	•
	LAN Adapter + PV Solar connection	BRP069A61	•	•
	LAN only	BRP069A62	•	•
	Room thermostat (wired)	EKRTWA	•	•
	Room thermostat (wireless)	EKRTR1	•	•
	External sensor	EKRTETS	•	•
Adapter	Demand PCB	EKRP1AHTA	•	•
	Digital I/O PCB	EKRP1HBAA	•	•
Back-up heater	Back-up heater kit	EKLBUHCB6W1		• only for EHVH-DV(G)
Installation	Bi-zone kit (watts kit)	BZKA7V3	•	• (excluding EHVZ)
Sensors	Remote indoor sensor	KRCS01-1	•	•
	Remote outdoor sensor	EKRSCA-1	•	•
Others	PC USB Cable	EKPCCAB3	•	•
	Conversion kit	EKHBCONV	•	
		EKHVCONV		•

Wall mounted unit

Why choose Daikin wall mounted unit?

The Daikin Altherma 3 split wall mounted unit offers heating and cooling with high flexibility for a quick and easy installation, with an optional connection to deliver domestic hot water.

High flexibility for installation and domestic hot water connection

- Inclusion of all hydraulic components means no third party components are required
- PCB board and hydraulic components are located in the front for easy access
- Compact dimensions allows for small installation space, as almost no side clearances are required.
- The unit's sleek design blends in with other household appliances.
- Combine with a stainless steel or ECH_2O thermal store

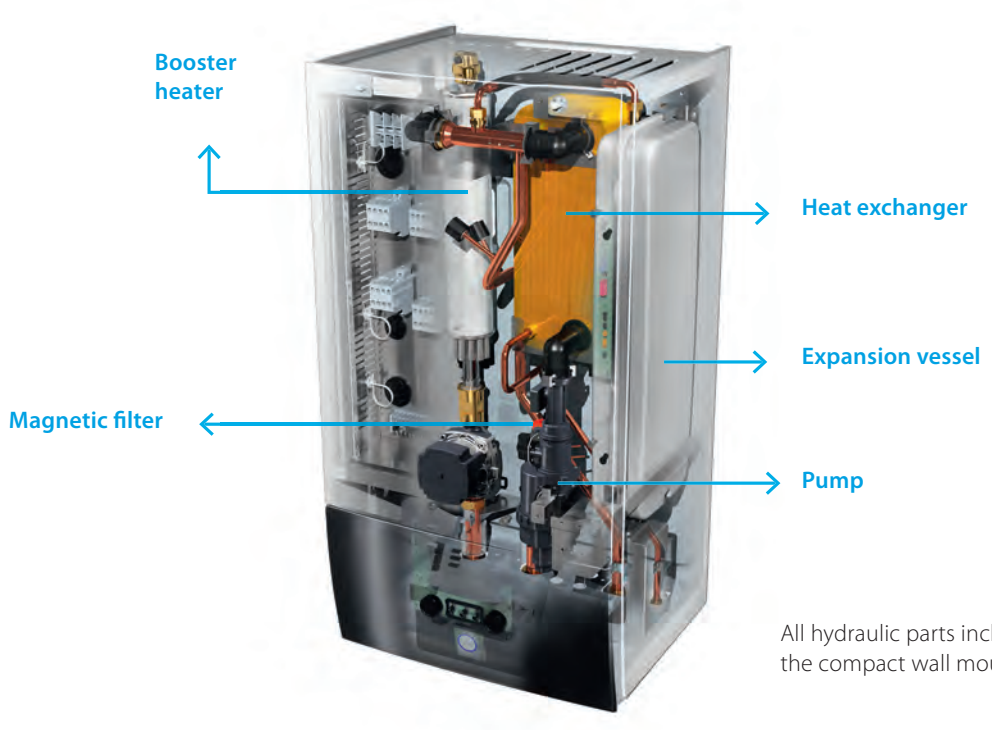

All hydraulic parts included in the compact wall mounted unit

Flexibility in providing domestic hot water

If the end user only requires hot water and installation height is limited, a separate stainless steel tank provides the required installation flexibility.

ECH_2O thermal store range: additional hot water comfort

Combine your wall mounted unit with a thermal store for additional hot water comfort.

- Fresh water principle: receive domestic hot water on demand while eliminating the risk of contamination and sedimentation
- Optimal domestic hot water performance: with high tapping performance
- Fit for future possibility to integrate with renewable solar energy and other heat sources, e.g. fireplace
- Lightweight and robust build on the unit combined with cascade principle offers flexible installation options

How does it work?

Build for small and large homes, customers can choose between a pressureless and pressurised hot water system

Example of installation with a stainless steel domestic hot water tank.

Daikin Altherma 3 low temperature split wall mounted unit

Wall mounted **heating only** air-to-water heat pump ideal for low energy houses

- Inclusion of all hydraulic components means no third party components are required
- PCB board and hydraulic components are located in the front for easy access
- Compact dimensions allows for small installation space, as almost no side clearances are required.
- The unit's sleek design blends in with other household appliances.
- Combine with a stainless steel tank or ECH2O thermal store.
- Outdoor unit extracts heat from the outdoor air, even at -25°C

A+++ 65° C R-32

Efficiency data				EHBH + ERGA	04D6V + 04DV	08D6V + 06DV	08D9W + 06DV	08D6V + 08DV	08D9W + 08DV
Heating capacity	Nom.			kW	4.30 (1) / 4.20 (2)	6.00 (1) / 5.90 (2)		7.50 (1) / 7.50 (2)	
Power input	Heating	Nom.		kW	0.85 (1) / 1.16 (2)	1.24 (1) / 1.69 (2)		1.63 (1) / 2.14 (2)	
COP					5.10 (1) / 3.62 (2)	4.85 (1) / 3.50 (2)		4.60 (1) / 3.50 (2)	
Space heating	Average climate water outlet 55°C	General	SCOP		3.26			3.32	
			ηs (Seasonal space heating efficiency)	%	127			130	
			Seasonal space heating eff. class		A++				
	Average climate water outlet 35°C	General	SCOP		4.48	4.47		4.56	
			ηs (Seasonal space heating efficiency)	%	176			179	
			Seasonal space heating eff. class		A+++ (3)				

Indoor Unit				EHBH	04D6V	08D6V	08D9W	08D6V	08D9W
Casing	Colour				White + Black				
	Material				Resin, sheet metal				
Dimensions	Unit	HeightxWidthxDepth		mm	840x440x390				
Weight	Unit			kg	42.0		42.4	42.0	42.4
Operation range	Heating	Water side	Min.~Max.	°C	15 ~65				
	Domestic hot water	Water side	Min.~Max.	°C	25~80				
Sound power level	Nom.			dBA	42				
Sound pressure level	Nom.			dBA	28				

Outdoor Unit				ERGA	04DV	06DV	08DV
Dimensions	Unit	HeightxWidthxDepth		mm	740x884x388		
Weight	Unit			kg	58.5		
Compressor	Quantity				1		
	Type				Hermetically sealed swing compressor		
Operation range	Cooling		Min.~Max.	°CDB	10~43		
	Domestic hot water		Min.~Max.	°CDB	-25~35		
Refrigerant	Type				R-32		
	GWP				675.0		
	Charge			kg	1.50		
	Control				Expansion valve		
Sound power level	Heating		Nom.	dBA	58	60	62
	Cooling		Nom.	dBA	61	62	
Sound pressure level	Heating		Nom.	dBA	44	47	49
	Cooling		Nom.	dBA	48	49	50
Power supply	Name/Phase/Frequency/Voltage			Hz/V	V3/1N~/50/230		
Current	Recommended fuses			A	25		

(1) Cooling Ta 35°C - LWE 18°C (DT = 5°C); heating Ta DB/WB 7°C/6°C - LWC 35°C (DT = 5°C) (2) Cooling Ta 35°C - LWE 7°C (DT = 5°C); heating Ta DB/WB 7°C/6°C - LWC 45°C (DT = 5°C)
(3) According to EU n°811/2013 - label lay-out 2019

Daikin Altherma 3 low temperature split wall mounted unit

Wall mounted **reversible** air-to-water heat pump ideal for low energy houses

- Inclusion of all hydraulic components means no third party components are required
- PCB board and hydraulic components are located in the front for easy access
- Compact dimensions allows for small installation space, as almost no side clearances are required.
- The unit's sleek design blends in with other household appliances.
- Combine with a stainless steel tank or ECH2O thermal store.
- Outdoor unit extracts heat from the outdoor air, even at -25°C

A+++ 65° C R-32

Efficiency data				EHBX + ERGA	04D6V + 04DV	08D6V + 06DV	08D9W + 06DV	08D6V + 08DV	08D9W + 08DV
Heating capacity	Nom.			kW	4.30 (1) / 4.20 (2)	6.00 (1) / 5.90 (2)		7.50 (1) / 7.50 (2)	
Power input	Heating	Nom.		kW	0.850 (1) / 1.16 (2)	1.24 (1) / 1.69 (2)		1.63 (1) / 2.14 (2)	
Cooling capacity	Nom.			kW	5.56 (1) / 4.37 (2)	5.96 (1) / 4.87 (2)		6.25 (1) / 5.35 (2)	
Power input	Cooling	Nom.		kW	0.940 (1) / 1.14 (2)	1.06 (1) / 1.33 (2)		1.16 (1) / 1.51 (2)	
COP					5.10 (1) / 3.62 (2)	4.85 (1) / 3.50 (2)		4.60 (1) / 3.50 (2)	
EER					5.94 (1) / 3.84 (2)	5.61 (1) / 3.67 (2)		5.40 (1) / 3.54 (2)	
Space heating	Average climate water outlet 55°C	General	SCOP		-	3.26		3.32	
			ηs (Seasonal space heating efficiency)	%	127			130	
			Seasonal space heating eff. class		A++				
	Average climate water outlet 35°C	General	SCOP		4.48	4.47		4.56	
			ηs (Seasonal space heating efficiency)	%	176			179	
			Seasonal space heating eff. class		A+++ (3)				

Indoor Unit				EHBX	04D6V	08D6V	08D9W	08D6V	08D9W
Casing	Colour				White + Black				
	Material				Resin, sheet metal				
Dimensions	Unit	HeightxWidthxDepth		mm	840x440x390				
Weight	Unit			kg	42.0		42.4	42.0	42.4
Operation range	Heating	Water side	Min.~Max.	°C	15 ~65				
	Domestic hot water	Water side	Min.~Max.	°C	25~80				
Sound power level	Nom.			dBA	42				
Sound pressure level	Nom.			dBA	28				

Outdoor Unit				ERGA	04DV	06DV	08DV
Dimensions	Unit	HeightxWidthxDepth		mm	740x884x388		
Weight	Unit			kg	58.5		
Compressor	Quantity				1		
	Type				Hermetically sealed swing compressor		
Operation range	Cooling		Min.~Max.	°CDB	10~43		
	Domestic hot water		Min.~Max.	°CDB	-25~35		
Refrigerant	Type				R-32		
	GWP				675.0		
	Charge			kg	1.50		
	Control				Expansion valve		
Sound power level	Heating		Nom.	dBA	58	60	62
	Cooling		Nom.	dBA	61	62	
Sound pressure level	Heating		Nom.	dBA	44	47	49
	Cooling		Nom.	dBA	48	49	50
Power supply	Name/Phase/Frequency/Voltage			Hz/V	V3/1N~/50/230		
Current	Recommended fuses			A	25		

(1) Cooling Ta 35°C - LWE 18°C (DT = 5°C); heating Ta DB/WB 7°C/6°C - LWC 35°C (DT = 5°C) (2) Cooling Ta 35°C - LWE 7°C (DT = 5°C); heating Ta DB/WB 7°C/6°C - LWC 45°C (DT = 5°C)
(3) According to EU n°811/2013 - label lay-out 2019

Options

Type		Material name	Daikin Altherma 3 LT split Wall mounted	Daikin Altherma 3 LT split Floor standing
Controls	Remote user interface	EKRUDAS	•	•
	LAN Adapter + PV Solar connection	BRP069A61	•	•
	LAN only	BRP069A62	•	•
	Room thermostat (wired)	EKRTWA	•	•
	Room thermostat (wireless)	EKRTR1	•	•
	External sensor	EKRTETS	•	•
Adapter	Demand PCB	EKRP1AHTA	•	•
	Digital I/O PCB	EKRP1HBAA	•	•
Back-up heater	Back-up heater kit	EKLBUHCB6W1		• only for EHVH-DV(G)
Installation	Bi-zone kit (watts kit)	BZKA7V3	•	• (excluding EHVZ)
Sensors	Remote indoor sensor	KRCS01-1	•	•
	Remote outdoor sensor	EKRSCA-1	•	•
Others	PC USB Cable	EKPCCAB3	•	•
	Conversion kit	EKHBCONV	•	
		EKHVCONV		•



R-410A Daikin Altherma low temperature split

floor standing unit with integrated domestic hot water tank

The Daikin Altherma floor standing unit is the ideal system to deliver heating, domestic hot water and cooling for new builds and low-energy houses

All-in-one system to save installation space and time

- A combined stainless steel domestic hot water tank and heat pump ensures a faster installation compared to traditional systems
- Inclusion of all hydraulic components means no third-party components are required
- PCB board and hydraulic components are located in the front for easy access
- Small installation footprint with space reduced by more than 30%
- Integrated bi-zone kit allows temperature monitoring for two zones: connect underfloor heating to radiators to optimise efficiency.



All-in-one design reduces the installation footprint and height

Compared to the traditional split version for a wall mounted indoor unit and separate domestic hot water tank, the integrated indoor unit greatly reduces the installation space required.

Smaller footprint: with a width of only 600 mm and a depth of 728 mm, the integrated indoor unit has a similar footprint when compared to other household appliances. For installation projects, almost no side clearance is necessary as the piping is located at the top of the unit. This results in an installation footprint of only 0.45 m^2.

Low installation height: both the 180l and 260l version come with a height of 173 cm. The required installation hight is less than 2 m.

The compactness of the integrated indoor unit is emphasised by its sleek design and modern look, easily blending in with other household appliances.

Daikin Altherma low temperature split integrated floor standing unit

Floor standing air to water heat pump **for heating and hot water**, ideal for low energy houses

- Integrated indoor unit: all-in-one floor standing unit including the domestic hot water tank
- Energy efficient heating only system based on air to water heat pump technology
- Perfect fit for new built as well as for low energy houses
- Best seasonal efficiencies, providing the highest savings on running costs
- Flexible configuration with respect to heat emitters
- Outdoor unit extracts heat from the outdoor air, even at -25°C
- Online controller (optional): control your indoor from any location with an app, via your local network or internet and keep an overview on your energy consumption
- Possible to connect to photovoltaïc solar panels to provide energy for your heat pump (optional)

EHVH-C_R

ERLQ004CV3_R_2

ERHQ011-016AA_packright

Efficiency data				EHVH + ERLQ-C	04S18CB3V + 004CV3	08S26CB9W / 08S18CB3V + 006CV3	08S18CB3V / 08S26CB9W + 008CV3	11S18CB3V / 11S26CB9W + 011CV3	16S18CB3V / 16S26CB9W + 014CV3	16S18CB3V / 16S26CB9W + 016CV3	11S18CB3V / 11S26CB9W + 011CW1	16S18CB3V / 16S26CB9W + 014CW1	16S18CB3V / 16S26CB9W + 016CW1
Heating capacity	Nom.			kW	4.40 / 4.03	6.00 / 5.67	7.40 / 6.89	11.2 / 11.0	14.5 / 13.6	16.0 / 15.2	11.2 / 11.0	14.5 / 13.6	16.0 / 15.2
Power input	Heating	Nom.		kW	0.870 / 1.13	1.27 / 1.59	1.66 / 2.01	2.43 / 3.10	3.37 / 4.10	3.76 / 4.66	3.42 / 4.21	3.37 / 4.10	3.76 / 4.66
COP					5.04 / 3.58	4.74 / 3.56	4.45 / 3.42	4.60 / 2.75 / 3.55 / 2.10	4.30 / 2.65 / 3.32 / 2.08	4.25 / 2.64 / 3.26 / 2.09	4.60 / 2.75 / 3.55 / 2.10	4.30 / 2.65 / 3.32 / 2.08	4.25 / 2.64 / 3.26 / 2.09
Space heating	Average climate water outlet 55°C	General	SCOP		3.20	3.22	3.20	3.09	3.16	3.06	3.09	3.16	3.06
			ηs (Seasonal space heating efficiency)	%	125	126	125	120	123	119	120	123	119
			Seasonal space heating eff. class		A++			A+					
	Average climate water outlet 35°C	General	SCOP		4.52	4.29	4.34	3.98	3.90	3.80	3.98	3.90	3.80
			ηs (Seasonal space heating efficiency)	%	178	169	171	156	153	149	156	153	149
			Seasonal space heating eff. class		A++					A+	A++		A+
Domestic hot water heating	General	Declared load profile			L	XL	L	XL	L	XL	L	XL	L	XL	L	XL	L	XL	L	XL
	Average climate	ηwh (water heating efficiency)		%	95.0	90.0	86.4	90.0	87.4	97.7	87.4	97.7	87.4	97.7	87.4	97.7	87.4	97.7	87.4	97.7
		Water heating energy efficiency class			A															

Indoor Unit			EHVH	04S18CB3V	08S26CB9W / 08S18CB3V	08S18CB3V / 08S26CB9W	11S18CB3V / 11S26CB9W	16S18CB3V / 16S26CB9W	16S18CB3V / 16S26CB9W	11S18CB3V / 11S26CB9W	16S18CB3V / 16S26CB9W	16S18CB3V / 16S26CB9W
Casing	Colour			White								
	Material			Precoated sheet metal								
Dimensions	Unit	HeightxWidthxDepth	mm	1,732x600x728								
Weight	Unit		kg	116	127	117	127	117	126	118	128	118	128	117	126	118	128	118	128
Tank	Water volume		l	180	260	180	260	180	260	180	260	180	260	180	260	180	260	180	260
	Maximum water temperature		°C	65															
	Maximum water pressure		bar	10															
	Corrosion protection			Anode															
Operation range	Heating	Water side Min.~Max.	°C	15 ~55.0															
	Domestic hot water	Water side Min.~Max.	°C	25~60				25~60 / 60											
Sound power level	Nom.		dBA	42.0				44.0		42.0		44.0							
Sound pressure level	Nom.		dBA	28.0				30.0		28.0		30.0							

Outdoor Unit			ERLQ-C	004CV3	006CV3	008CV3	011CV3	014CV3	016CV3	011CW1	014CW1	016CW1
Dimensions	Unit	HeightxWidthxDepth	mm	735x832x307			1,345x900x320					
Weight	Unit		kg	54	56		113			114		
Compressor	Quantity			1								
	Type			Hermetically sealed swing compressor			Hermetically sealed scroll compressor					
Operation range	Cooling	Min.~Max.	°CDB	10.0~43.0			10.0~46.0					
	Domestic hot water	Min.~Max.	°CDB	-25 ~35			-20 ~35					
Refrigerant	Type			R-410A								
	GWP			2,087.5								
	Charge		kg	1.5	1.6		3.4					
	Charge		TCO2Eq	3.1	3.3		7.1					
	GWP			2,087.5								
Sound power level	Heating	Nom.	dBA	61		62	64		66	64		66
	Cooling	Nom.	dBA	63			64	66	69	64	66	69
Sound pressure level	Heating	Nom.	dBA	48		49	51		52	51		52
	Cooling	Nom.	dBA	48	49	50		52	54	50	52	54
Power supply	Name/Phase/Frequency/Voltage		Hz/V	V3/1~/50/230						W1/3N~/50/400		
Current	Recommended fuses		A	16		20	40			20		

(1) Cooling Ta 35°C - LWE 18°C (DT = 5°C); heating Ta DB/WB 7°C/6°C - LWC 35°C (DT = 5°C) (2) Condition 2: cooling Ta 35°C - LWE 7°C (DT = 5°C); heating Ta DB/WB 7°C/6°C - LWC 45°C (DT = 5°C)
(3) Heating Ta DB -7°C (RH85%) - LWC 35°C (4) Heating Ta DB -7°C (RH85%) - LWC 45°C (5) Contains fluorinated greenhouse gases

Daikin Altherma low temperature split integrated floor standing unit

Floor standing air to water heat pump **for heating and hot water**, ideal for low energy houses

- Integrated indoor unit: all-in-one floor standing unit including the domestic hot water tank
- Energy efficient heating only system based on air to water heat pump technology
- Perfect fit for new built as well as for low energy houses
- Best seasonal efficiencies, providing the highest savings on running costs
- Flexible configuration with respect to heat emitters
- Outdoor unit extracts heat from the outdoor air, even at -20°C
- Online controller (optional): control your indoor from any location with an app, via your local network or internet and keep an overview on your energy consumption

EHVH-C_R

ERHQ006-008AD_F_daikin altherma

ERHQ011-016AA_packright

- Possible to connect to photovoltaïc solar panels to provide energy for your heat pump (optional)

Efficiency data					**EHVH + ERHQ-B**	**11S26CB9W / 11S18CB3V + 011BV3**		**16S26CB9W / 16S18CB3V + 014BV3**		**16S26CB9W / 16S18CB3V + 016BV3**		**11S26CB9W / 11S18CB3V + 011BW1**		**16S26CB9W / 16S18CB3V + 014BW17**		**16S18CB3V / 16S26CB9W + 016BW1**	
Heating capacity	Nom.			kW		11.2 / 10.3		14.0 / 13.1		16.0 / 15.2		11.3 / 11.0		14.5 / 13.6		16.1 / 15.1	
Power input	Heating	Nom.		kW		2.55 / 3.17		3.26 / 4.04		3.92 / 4.75		2.63 / 3.24		3.42 / 4.21		3.82 / 4.69	
COP						4.39 / 3.25		4.29 / 3.24		4.08 / 3.20		4.30 / 3.39		4.24 / 3.22		4.20 / 3.22	
Space heating	Average climate water outlet 55°C	General	SCOP			2.86		2.82		2.92		2.90		2.86		2.96	
			ηs (Seasonal space heating efficiency)	%		112		110		114		113		111		115	
			Seasonal space heating eff. class			A+											
	Average climate water outlet 35°C	General	SCOP			2.99		3.23		3.29		3.08		3.34			
			ηs (Seasonal space heating efficiency)	%		117		126		129		120		131		130	
			Seasonal space heating eff. class			A		A+				A		A+			
Domestic hot water heating	General	Declared load profile				XL	L	XL	L	XL	L	XL	L	XL	L	L	XL
	Average climate	ηwh (water heating efficiency)		%		95.3	90.5	95.3	90.5	95.3	90.5	87.3	84.3	87.3	84.3	84.3	87.3
		Water heating energy efficiency class				A										A	

Indoor Unit			**EHVH**	**11S26CB9W / 11S18CB3V**		**16S26CB9W / 16S18CB3V**		**16S26CB9W / 16S18CB3V**		**11S26CB9W / 11S18CB3V**		**16S26CB9W / 16S18CB3V**		**16S18CB3V / 16S26CB9W**	
Casing	Colour			White											
	Material			Precoated sheet metal											
Dimensions	Unit	HeightxWidthxDepth	mm	1,732x600x728											
Weight	Unit		kg	126	117	128	118	128	118	126	117	128	118	118	128
Tank	Water volume		l	260	180	260	180	260	180	260	180	260	180	180	260
	Maximum water temperature		°C	65											
	Maximum water pressure		bar	10											
	Corrosion protection			Anode											
Operation range	Heating	Water side Min.~Max.	°C	15 ~55.0											
	Domestic hot water	Water side Min.~Max.	°C	25~60 / 60											
Sound power level	Nom.		dBA	42.0		44.0				42.0		44.0			
Sound pressure level	Nom.		dBA	28.0		30.0				28.0		30.0			

Outdoor Unit				**ERHQ-B**	**011BV3**	**014BV3**	**016BV3**	**011BW1**	**014BW1**	**016BW1**
Dimensions	Unit	HeightxWidthxDepth	mm		1,170x900x320			1,345x900x320		
Weight	Unit		kg		102			108		
Compressor	Quantity				1					
	Type				Hermetically sealed scroll compressor					
Operation range	Cooling	Min.~Max.	°CDB		10.0~46.0					
	Domestic hot water	Min.~Max.	°CDB		-20 ~35					
Refrigerant	Type				R-410A					
	GWP				2,087.5					
	Charge		kg		2.7			3.0		
	Charge		TCO2Eq		5.6			6.3		
	GWP				2,087.5					
Sound power level	Heating	Nom.	dBA		64		66	64		66
	Cooling	Nom.	dBA		64	66	69	64	66	69
Sound pressure level	Heating	Nom.	dBA		49	51	53	51		52
	Cooling	Nom.	dBA		50	52	54	50	52	54
Power supply	Name/Phase/Frequency/Voltage		Hz/V		V3/1~/50/230			W1/3N~/50/400		
Current	Recommended fuses		A		32			20		

(1) Cooling Ta 35°C - LWE 18°C (DT = 5°C); heating Ta DB/WB 7°C/6°C - LWC 35°C (DT = 5°C) (2) Cooling Ta 35°C - LWE 7°C (DT = 5°C); heating Ta DB/WB 7°C/6°C - LWC 45°C (DT = 5°C)
(3) Contains fluorinated greenhouse gases

Daikin Altherma low temperature split integrated floor standing unit

Floor standing air to water heat pump for **heating, cooling and hot water**; ideal for low energy houses

- Integrated indoor unit: all-in-one floor standing unit including the domestic hot water tank
- Energy efficient heating and cooling system based on air to water heat pump technology
- Perfect fit for new built as well as for low energy houses
- Best seasonal efficiencies, providing the highest savings on running costs
- Flexible configuration with respect to heat emitters
- Outdoor unit extracts heat from the outdoor air, even at -25°C
- Online controller (optional): control your indoor from any location with an app, via your local network or internet and keep an overview on your energy consumption
- Possible to connect to photovoltaïc solar panels to provide energy for your heat pump (optional)

Efficiency data				EHVX + ERLQ-C	04S18 CB3V + 004CV3	08S18CB3V / 08S26CB9W + 006CV3	08S18CB3V / 08S26CB9W + 008CV3	11S18CB3V / 11S26CB9W + 011CV3	16S18CB3V / 16S26CB9W + 014CV3	16S18CB3V / 16S26CB9W + 016CV3	11S18CB3V / 11S26CB9W + 011CW1	16S18CB3V / 16S26CB9W + 014CW1	16S18CB3V / 16S26CB9W + 016CW1
Heating capacity	Nom.			kW	4.40(1) / 4.03(2)	6.00(1) / 5.67(2)	7.40(1) / 6.89(2)	11.2(1) / 11.0(2)	14.5(1) / 13.6(2)	16.0(1) / 15.2(2)	11.2(1) / 11.0(2)	14.5(1) / 13.6(2)	16.0(1) / 15.2(2)
Cooling capacity	Nom.			kW	4.08(1) / 4.17(2)	5.88(1) / 4.84(2)	6.20(1) / 5.36(2)	12.1(1) / 11.7(2)	12.7(1) / 12.6(2)	13.8(1) / 13.1(2)	12.1(1) / 11.7(2)	12.7(1) / 12.6(2)	13.8(1) / 13.1(2)
Power input	Heating	Nom.		kW	0.870(1) / 1.13(2)	1.27(1) / 1.59(2)	1.66(1) / 2.01(2)	2.43(1) / 3.10(2)	3.37(1) / 4.10(2)	3.76(1) / 4.66(2)	2.43(1) / 3.10(2)	3.37(1) / 4.10(2)	3.76(1) / 4.66(2)
	Cooling	Nom.		kW	0.900(1) / 1.80(2)	1.51(1) / 2.07(2)	1.64(1) / 2.34(2)	3.05(1) / 4.31(2)	3.21(1) / 5.08(2)	3.74(1) / 5.73(2)	3.05(1) / 4.31(2)	3.21(1) / 5.08(2)	3.74(1) / 5.73(2)
COP					5.04(1) / 3.58(2)	4.74(1) / 3.56(2)	4.45(1) / 3.42(2)	4.60(1) / 2.75(2) / 3.55(3) / 2.10(4)	4.30(1) / 2.65(2) / 3.32(3) / 2.08(4)	4.25(1) / 2.64(2) / 3.26(3) / 2.09(4)	4.60(1) / 2.75(2) / 3.55(3) / 2.10(4)	4.30(1) / 2.65(2) / 3.32(1) / 2.08(2)	4.25(1) / 2.64(2) / 3.26(3) / 2.09(4)
EER					4.55(1) / 2.32(2)	3.89(1) / 2.34(2)	3.79(1) / 2.29(2)	3.98(1) / 2.72(2)	3.96(1) / 2.47(2)	3.69(1) / 2.29(2)	3.98(1) / 2.72(2)	3.96(1) / 2.47(2)	3.69(1) / 2.29(2)
Space heating	Average climate water outlet 55°C	General	SCOP		3.20	3.22	3.20	3.09	3.16	3.06	3.09	3.16	3.06
			ηs (Seasonal space heating efficiency)	%	125	126	125	120	123	119	120	123	119
			Seasonal space heating eff. class		A++			A+					
	Average climate water outlet 35°C	General	SCOP		4.52	4.29	4.34	3.98	3.90	3.80	3.98	3.90	3.80
			ηs (Seasonal space heating efficiency)	%	178	169	171	156	153	149	156	153	149
			Seasonal space heating eff. class		A++					A+	A++		A+
Domestic hot water heating	General	Declared load profile			L	XL	L	XL	L	XL	L	XL	L	XL	L	XL	L	XL	L	XL
	Average climate	ηwh (water heating efficiency)		%	95.0	86.4	90.0	86.4	90.0	87.4	97.7	87.4	97.7	87.4	97.7	87.4	97.7	87.4	97.7	87.4	97.7
		Water heating energy efficiency class			A									A						

Indoor Unit				EHVX	04S18CB3V	08S18CB3V	08S26CB9W	11S18CB3V	11S26CB9W	16S18CB3V	16S26CB9W
Casing	Colour				White						
	Material				Precoated sheet metal						
Dimensions	Unit	HeightxWidthxDepth		mm	1,732x600x728						
Weight	Unit			kg	117	119	129	119	128	120	130
Tank	Water volume			l	180		260	180	260	180	260
	Maximum water temperature			°C	65						
	Maximum water pressure			bar	10						
	Corrosion protection				Anode						
Operation range	Heating	Water side	Min.~Max.	°C	15 ~55.0						
	Cooling	Water side	Min.~Max.	°C	5.00~22.0						
	Domestic hot water	Water side	Min.~Max.	°C	25~60			25~60 / 60			
Sound power level	Nom.			dBA	42.0					44.0	
Sound pressure level	Nom.			dBA	28.0					30.0	

Outdoor Unit				ERLQ-C	004CV3	006CV3	008CV3	011CV3	014CV3	016CV3	011CW1	014CW1	016CW1
Dimensions	Unit	HeightxWidthxDepth		mm	735x832x307			1,345x900x320					
Weight	Unit			kg	54	56		113			114		
Compressor	Quantity				1								
	Type				Hermetically sealed swing compressor			Hermetically sealed scroll compressor					
Operation range	Cooling		Min.~Max.	°CDB	10.0~43.0			10.0~46.0					
	Domestic hot water		Min.~Max.	°CDB	-25 ~35			-20 ~35					
Refrigerant	Type				R-410A								
	GWP				2,087.5								
	Charge			kg	1.5	1.6		3.4					
	Charge			TCO2Eq	3.1	3.3		7.1					
	GWP				2,087.5								
Sound power level	Heating		Nom.	dBA	61		62	64		66	64		66
	Cooling		Nom.	dBA	63			64	66	69	64	66	69
Sound pressure level	Heating		Nom.	dBA	48		49	51		52	51		52
	Cooling		Nom.	dBA	48	49	50		52	54	50	52	54
Power supply	Name/Phase/Frequency/Voltage			Hz/V	V3/1~/50/230						W1/3N~/50/400		
Current	Recommended fuses			A	16		20	40			20		

(1) Cooling Ta 35°C - LWE 18°C (DT = 5°C); heating Ta DB/WB 7°C/6°C - LWC 35°C (DT = 5°C) (2) Cooling Ta 35°C - LWE 7°C (DT = 5°C); heating Ta DB/WB 7°C/6°C - LWC 45°C (DT = 5°C)
(3) Heating Ta DB -7°C (RH85%) - LWC 35°C (4) Heating Ta DB -7°C (RH85%) - LWC 45°C (5) Contains fluorinated greenhouse gases

Daikin Altherma low temperature split integrated bi-zone

Floor standing air to water heat pump for **heating, cooling and hot water**; ideal for low energy houses

- Integrated indoor unit: all-in-one floor standing unit including the domestic hot water tank
- Energy efficient heating and cooling system based on air to water heat pump technology
- Perfect fit for new built as well as for low energy houses
- Best seasonal efficiencies, providing the highest savings on running costs
- Flexible configuration with respect to heat emitters
- Outdoor unit extracts heat from the outdoor air, even at -20°C
- Online controller (optional): control your indoor from any location with an app, via your local network or internet and keep an overview on your energy consumption

EHVH-C_R

ERLQ004CV3_R_2

ERHQ011-016AA_packright

- Possible to connect to photovoltaïc solar panels to provide energy for your heat pump (optional)

Efficiency data				EHVX + ERHQ-B	11S18CB3V + 011BV3	11S26CB9W + 011BV3	16S26CB9W + 014BV3	16S18CB3V + 014BV3	16S26CB9W + 016BV3	16S18CB3V + 016BV3	11S18CB3V + 011BW1	11S26CB9W + 011BW1	16S26CB9W + 014BW17	16S18CB3V + 014BW17	16S18CB3V + 016BW1	16S26CB9W + 016BW1
Heating capacity	Nom.			kW	11.2 (1) / 10.3(2)		14.0 (1) / 13.1(2)		16.0 (1) / 15.2(2)		11.3 (1) / 11.0(2)		14.5 (1) / 13.6(2)		16.1 (1) / 15.1(2)	
Cooling capacity	Nom.			kW	13.9 (1) / 10.0(2)		17.3 (1) / 12.5(2)		17.8 (1) / 13.1(2)		15.1 (1) / 11.7(2)		16.1 (1) / 12.6(2)		16.8 (1) / 13.1(2)	
Power input	Heating	Nom.		kW	2.55 (1) / 3.17(2)		3.26 (1) / 4.04(2)		3.92 (1) / 4.75(2)		2.63 (1) / 3.24(2)		3.42 (1) / 4.21(2)		3.82 (1) / 4.69(2)	
	Cooling	Nom.		kW	3.86 (1) / 3.69(2)		5.86 (1) / 5.69(2)		6.87 (1) / 5.95(2)		4.53 (1) / 4.31(2)		5.43 (1) / 5.08(2)		6.16 (1) / 5.73(2)	
COP					4.39 (1) / 3.25(2)		4.29 (1) / 3.24(2)		4.08 (1) / 3.20(2)		4.30 (1) / 3.39(2)		4.24 (1) / 3.22(2)		4.20 (1) / 3.22(2)	
EER					3.60 (1) / 2.71(2)		2.95 (1) / 2.32(2)		2.59 (1) / 2.20(2)		3.32 (1) / 2.72(2)		2.96 (1) / 2.47(2)		2.72 (1) / 2.29(2)	
Space heating	Average climate water outlet 55°C	General	SCOP		2.86		2.82		2.92		2.90		2.86 / 2.80		2.96	
			ηs (Seasonal space heating efficiency)	%	112		110		114		113		111 / 109		115	
			Seasonal space heating eff. class		A+											
	Average climate water outlet 35°C	General	SCOP		2.99		3.23		3.29		3.08		3.34		3.33	
			ηs (Seasonal space heating efficiency)	%	117		126		129		120		131		130	
			Seasonal space heating eff. class		A		A+				A		A+			
Domestic hot water heating	General	Declared load profile			L	XL	L	XL	L		XL		L		XL	
	Average climate	ηwh (water heating efficiency)		%	90.5	95.3	90.5	95.3	90.5	84.3	87.3		84.3		87.3	
		Water heating energy efficiency class			A											

Indoor Unit				EHVX	11S18CB3V	11S26CB9W	16S26CB9W	16S18CB3V	16S26CB9W	16S18CB3V	11S18CB3V	11S26CB9W	16S26CB9W	16S18CB3V	16S18CB3V	16S26CB9W
Casing	Colour				White											
	Material				Precoated sheet metal											
Dimensions	Unit	HeightxWidthxDepth		mm	1,732x600x728											
Weight	Unit			kg	119	128	130	120	130	120	119	128	130	120		130
Tank	Water volume			l	180	260		180	260	180		260		180		260
	Maximum water temperature			°C	65											
	Maximum water pressure			bar	10											
	Corrosion protection				Anode											
Operation range	Heating	Water side	Min.~Max.	°C	15 ~55.0											
	Cooling	Water side	Min.~Max.	°C	5.00~22.0											
	Domestic hot water	Water side	Min.~Max.	°C	25~60 / 60											
Sound power level	Nom.			dBA	42.0		44.0				42.0		44.0			
Sound pressure level	Nom.			dBA	28.0		30.0				28.0		30.0			

Outdoor Unit				ERHQ-B	011BV3	011BV3	014BV3	014BV3	016BV3	016BV3	011BW1	011BW1	014BW1	014BW1	016BW1	016BW1
Dimensions	Unit	HeightxWidthxDepth		mm	1,170x900x320						1,345x900x320					
Weight	Unit			kg	102						108					
Compressor	Quantity				1											
	Type				Hermetically sealed scroll compressor											
Operation range	Cooling		Min.~Max.	°CDB	10.0~46.0											
	Domestic hot water		Min.~Max.	°CDB	-20 ~35											
Refrigerant	Type				R-410A											
	GWP				2,087.5											
	Charge			kg	2.7						3.0					
	Charge			TCO2Eq	5.6						6.3					
	GWP				2,087.5											
Sound power level	Heating		Nom.	dBA	64				66		64				66	
	Cooling		Nom.	dBA	64		66		69		64		66		69	
Sound pressure level	Heating		Nom.	dBA	49		51		53		51				52	
	Cooling		Nom.	dBA	50		52		54		50		52		54	
Power supply	Name/Phase/Frequency/Voltage			Hz/V	V3/1~/50/230						W1/3N~/50/400					
Current	Recommended fuses			A	32						20					

(1) Cooling Ta 35°C - LWE 18°C (DT = 5°C); heating Ta DB/WB 7°C/6°C - LWC 35°C (DT = 5°C) (2) Cooling Ta 35°C - LWE 7°C (DT = 5°C); heating Ta DB/WB 7°C/6°C - LWC 45°C (DT = 5°C)

Daikin Altherma low temperature split integrated bi-zone

Optimum efficiency offering full flexibility in heat emitters

- Two different temperature zones can be automatically regulated by the same indoor unit
- Offers flexibility to the end user to combine different heat emitters e.g. under floor heating and radiators while optimising the efficiency
- Integrated indoor unit: all-in-one floor standing unit including the domestic hot water tank
- Energy efficient heating only system based on air to water heat pump technology
- Outdoor unit extracts heat from the outdoor air, even at -25°C
- Online controller (optional): control your indoor from any location with an app, via your local network or internet and keep an overview on your energy consumption
- Possible to connect to photovoltaïc solar panels to provide energy for your heat pump (optional)

Efficiency data				**EHVZ + ERLQ-C**	**04S18CB3V + 004CV3**	**08S18CB3V + 006CV3**	**08S18CB3V + 008CV3**	**16S18CB3V + 011CV3**	**16S18CB3V + 014CV3**	**16S18CB3V + 016CV3**	**16S18CB3V + 011CW1**	**16S18CB3V + 014CW1**	**16S18CB3V + 016CW1**
Heating capacity	Nom.			kW	4.40(1) / 4.03(2)	6.00(1) / 5.67(2)	7.40(1) / 6.89(2)	11.2(1) / 11.0(2)	14.4(1) / 13.5(2)	15.9(1) / 15.1(2)	11.2(1) / 11.0(2)	14.4(1) / 13.5(2)	15.9(1) / 15.1(2)
Power input	Heating	Nom.		kW	0.870(1) / 1.13(2)	1.27(1) / 1.59(2)	1.66(1) / 2.01(2)	2.43(1) / 3.10(2)	3.39(1) / 4.12(2)	3.77(1) / 4.67(2)	2.43(1) / 3.10(2)	3.39(1) / 4.12(2)	3.77(1) / 4.67(2)
COP					5.04(1) / 3.58(2)	4.74(1) / 3.56(2)	4.45(1) / 3.42(2)	4.60(1) / 2.75(2) / 3.55(3) / 2.10(4)	4.24(1) / 2.61(2) / 3.28(3) / 2.05(4)	4.22(1) / 2.61(2) / 3.23(3) / 2.07(4)	4.60(1) / 2.75(2) / 3.55(3) / 2.10(4)	4.24(1) / 2.61(2) / 3.28(3) / 2.05(7)	4.22(1) / 2.61(2) / 3.23(3) / 2.07(4)
Space heating	Average climate water outlet 55°C	General	SCOP		3.20	3.22	3.23	3.09	3.16	3.06	3.09	3.16	3.06
			ηs (Seasonal space heating efficiency)	%	125	126		120	123	119	120	123	119
			Seasonal space heating eff. class		A++			A+					
	Average climate water outlet 35°C	General	SCOP		4.52	4.29	4.34	-					
			ηs (Seasonal space heating efficiency)	%	178	169	171	-					
			Seasonal space heating eff. class		A++			-					
Pump Additional Zone	Nominal ESP unit (*RLQ*C*)	Heating		kPa	52.3 / 55.4	40.6 / 43.3	28.3 / 32.7	26.2 (1) / 28.3 (2)	25.0		26.2 (1) / 28.3 (2)	25.0	
Pump Main Zone	Nominal ESP unit (*RLQ*C*)	Heating		kPa	48.6 / 51.9	39.5 / 42.3	26.4 / 31.2	18.2 (1) / 20.7 (2)	25.0		18.2 (1) / 20.7 (2)	25.0	
Domestic hot water heating	General	Declared load profile			L								
	Average climate	ηwh (water heating efficiency)		%	95.0	86.4		87.4					
		Water heating energy efficiency class			A								

Indoor Unit				**EHVZ**	**04S18CB3V**	**08S18CB3V**	**08S18CB3V**	**16S18CB3V**	**16S18CB3V**	**16S18CB3V**	**16S18CB3V**	**16S18CB3V**	**16S18CB3V**
Casing	Colour				White								
	Material				Precoated sheet metal								
Dimensions	Unit	HeightxWidthxDepth		mm	1,732x600x728								
Weight	Unit			kg	121	122		121					
Tank	Water volume			l	180								
	Maximum water temperature			°C	65								
	Maximum water pressure			bar	10								
	Corrosion protection				Anode								
Operation range	Heating	Water side	Min.~Max.	°C	15 ~55			15 ~55					
	Domestic hot water	Water side	Min.~Max.	°C	25~60			25~60 / 60					
Sound power level	Nom.			dBA	42			44					
Sound pressure level	Nom.			dBA	28			30					

Outdoor Unit				**ERLQ-C**	**004CV3**	**006CV3**	**008CV3**	**011CV3**	**014CV3**	**016CV3**	**011CW1**	**014CW1**	**016CW1**
Dimensions	Unit	HeightxWidthxDepth		mm	735x832x307			1,345x900x320					
Weight	Unit			kg	54	56		113			114		
Compressor	Quantity				1								
	Type				Hermetically sealed swing compressor			Hermetically sealed scroll compressor					
Operation range	Cooling		Min.~Max.	°CDB	10.0~43.0			10.0~46.0					
	Domestic hot water		Min.~Max.	°CDB	-25 ~35			-20 ~35					
Refrigerant	Type				R-410A								
	GWP				2,087.5								
	Charge			kg	1.5	1.6		3.4					
	Charge			TCO2Eq	3.1	3.3		7.1					
Sound power level	Heating		Nom.	dBA	61		62	64		66	64		66
	Cooling		Nom.	dBA	63			64	66	69	64	66	69
Sound pressure level	Heating		Nom.	dBA	48		49	51		52	51		52
	Cooling		Nom.	dBA	48	49	50		52	54	50	52	54
Power supply	Name/Phase/Frequency/Voltage			Hz/V	V3/1~/50/230						W1/3N~/50/400		
Current	Recommended fuses			A	16		20	40			20		

(1) Cooling Ta 35°C - LWE 18°C (DT = 5°C); heating Ta DB/WB 7°C/6°C - LWC 35°C (DT = 5°C) (2) Cooling Ta 35°C - LWE 7°C (DT = 5°C); heating Ta DB/WB 7°C/6°C - LWC 45°C (DT = 5°C)
(3) Heating Ta DB -7°C (RH85%) - LWC 35°C (4) Heating Ta DB -7°C (RH85%) - LWC 45°C (5) Contains fluorinated greenhouse gases

Daikin Altherma low temperature split integrated bi-zone

Optimum efficiency offering full flexibility in heat emitters

- Two different temperature zones can be automatically regulated by the same indoor unit
- Offers flexibility to the end user to combine different heat emitters e.g. under floor heating and radiators while optimising the efficiency
- Integrated indoor unit: all-in-one floor standing unit including the domestic hot water tank
- Energy efficient heating only system based on air to water heat pump technology
- Outdoor unit extracts heat from the outdoor air, even at -20°C
- Online controller (optional): control your indoor from any location with an app, via your local network or internet and keep an overview on your energy consumption
- Possible to connect to photovoltaïc solar panels to provide energy for your heat pump (optional)

EHVZ-S18CB3V_R

ERLQ004CV3_R_2

ERHQ011-016AA

Efficiency data				EHVZ + ERHQ-B	16S18CB3V + 011BV3	16S18CB3V + 014BV3	16S18CB3V + 016BV3	16S18CB3V + 011BW1	16S18CB3V + 014BW17	16S18CB3V + 016BW1
Heating capacity	Nom.			kW	11.2(1) / 10.3(2)	14.0(1) / 13.1(2)	16.0(1) / 15.2(2)	11.3(1) / 11.0(2)	14.5(1) / 13.6(2)	16.1(1) / 15.1(2)
Power input	Heating	Nom.		kW	2.55(1) / 3.17(2)	3.26(1) / 4.04(2)	3.92(1) / 4.75(2)	2.63(1) / 3.24(2)	3.42(1) / 4.21(2)	3.82(1) / 4.69(2)
COP					4.39(1) / 3.25(2)	4.29(1) / 3.24(2)	4.08(1) / 3.20(2)	4.30(1) / 3.39(2)	4.24(1) / 3.22(2)	4.20(1) / 3.22(2)
Space heating	Average climate water outlet 55°C	General	SCOP		2.86	2.82	2.92	2.90	2.86	2.96
			ηs (Seasonal space heating efficiency)	%	112	110	114	113	111	115
			Seasonal space heating eff. class		A+					
Pump Additional Zone	Nominal ESP unit (*RHQ*B*)	Heating		kPa	26.2 (1.000) / 35.0 (2.000)	25.0 (5.000)		24.8 (1.000) / 28.3 (2.000)	25.0 (5.000)	
Pump Main Zone	Nominal ESP unit (*RHQ*B*)	Heating		kPa	18.2 (1.000) / 28.8 (2.000)	25.0 (5.000)		16.4 (1.000) / 20.7 (2.000)	25.0 (5.000)	
Domestic hot water heating	General	Declared load profile			L					
	Average climate	ηwh (water heating efficiency)		%	90.5			84.3		
		Water heating energy efficiency class			A					

Indoor Unit				EHVZ	16S18CB3V	16S18CB3V	16S18CB3V	16S18CB3V	16S18CB3V	16S18CB3V
Casing	Colour				White					
	Material				Precoated sheet metal					
Dimensions	Unit	HeightxWidthxDepth		mm	1,732x600x728					
Weight	Unit			kg	121					
Tank	Water volume			l	180					
	Maximum water temperature			°C	65					
	Maximum water pressure			bar	10					
	Corrosion protection				Anode					
Operation range	Heating	Water side	Min.~Max.	°C	15 ~55					
	Domestic hot water	Water side	Min.~Max.	°C	25~60 / 60					
Sound power level	Nom.			dBA	44					
Sound pressure level	Nom.			dBA	30					

Outdoor Unit				ERHQ-B	011BV3	014BV3	016BV3	011BW1	014BW1	016BW1
Dimensions	Unit	HeightxWidthxDepth		mm	1,170x900x320			1,345x900x320		
Weight	Unit			kg	102			108		
Compressor	Quantity				1					
	Type				Hermetically sealed scroll compressor					
Operation range	Cooling		Min.~Max.	°CDB	10.0~46.0					
	Domestic hot water		Min.~Max.	°CDB	-20 ~35					
Refrigerant	Type				R-410A					
	GWP				2,087.5					
	Charge			kg	2.7			3.0		
	Charge			TCO2Eq	5.6			6.3		
Sound power level	Heating		Nom.	dBA	64		66	64		66
	Cooling		Nom.	dBA	64	66	69	64	66	69
Sound pressure level	Heating		Nom.	dBA	49	51	53	51		52
	Cooling		Nom.	dBA	50	52	54	50	52	54
Power supply	Name/Phase/Frequency/Voltage			Hz/V	V3/1~/50/230			W1/3N~/50/400		
Current	Recommended fuses			A	32			20		

(1) Cooling Ta 35°C - LWE 18°C (DT = 5°C); heating Ta DB/WB 7°C/6°C - LWC 35°C (DT = 5°C) (2) Cooling Ta 35°C - LWE 7°C (DT = 5°C); heating Ta DB/WB 7°C/6°C - LWC 45°C (DT = 5°C)
(3) Heating Ta DB -7°C (RH85%) - LWC 35°C (4) Heating Ta DB -7°C (RH85%) - LWC 45°C (5) Contains fluorinated greenhouse gases

Daikin Altherma low temperature split integrated bi-zone

Floor standing air to water heat pump **for heating and hot water**, ideal for low energy houses

- Integrated indoor unit: all-in-one floor standing unit including the domestic hot water tank
- Energy efficient heating only system without back-up heater
- Perfect fit for new built as well as for low energy houses
- Best seasonal efficiencies, providing the highest savings on running costs
- Flexible configuration with respect to heat emitters
- Possible to combine with domestic hot water
- Online controller (optional): control your indoor from any location with an app, via your local network or internet and keep an overview on your energy consumption
- Possible to connect to photovoltaïc solar panels to provide energy for your heat pump (optional)

EHVH-CBV

ERLQ004CV3_R_2

ERHQ011-016AA

Efficiency data				**EHVH + ERLQ-C**	04S18CBV + 004CV3	08S18CBV + 006CV3	08S26CBV + 006CV3	08S26CBV + 008CV3	08S18CBV + 008CV3	11S26CBV + 011CV3	16S26CBV + 014CV3	16S26CBV + 016CV3	11S26CBV + 011CW1	16S26CBV + 014CW1	16S26CBV + 016CW1
Heating capacity	Nom.			kW	4.40(1) / 4.03(2)	6.00(1) / 5.67(2)		7.40(1) / 6.89(2)		11.2(1) / 11.0(2)	14.5(1) / 13.6(2)	16.0(1) / 15.2(2)	11.2(1) / 11.0(2)	14.5(1) / 13.6(2)	16.0(1) / 15.2(2)
Power input	Heating	Nom.		kW	0.870(1) / 1.13(2)	1.27(1) / 1.59(2)		1.66(1) / 2.01(2)		2.43(1) / 3.10(2)	3.37(1) / 4.10(2)	3.76(1) / 4.66(2)	3.42(1) / 4.21(2)	3.37(1) / 4.10(2)	3.76(1) / 4.66(2)
COP					5.04(1) / 3.58(2)	4.74(1) / 3.56(2)		4.45(1) / 3.42(2)		4.60(1) / 2.75(2) / 3.55(3) / 2.10(4)	4.30(1) / 2.65(2) / 3.32(3) / 2.08(4)	4.25(1) / 2.64(2) / 3.26(3) / 2.09(4)	4.60(1) / 2.75(2) / 3.55(3) / 2.10(4)	4.30(1) / 2.65(2) / 3.32(3) / 2.08(4)	4.25(1) / 2.64(2) / 3.26(3) / 2.09(4)
Space heating	Average climate water outlet 55°C	General	SCOP		3.20	3.22		3.20		3.09	3.16	3.06	3.09	3.16	3.06
			ηs (Seasonal space heating efficiency)	%	125	126		125		120	123	119	120	123	119
			Seasonal space heating eff. class		A++					A+					
	Average climate water outlet 35°C	General	SCOP		4.52	4.29		4.34		3.98	3.90	3.80	3.98	3.90	3.80
			ηs (Seasonal space heating efficiency)	%	178	169		171		156	153	149	156	153	149
			Seasonal space heating eff. class		A++							A+	A++		A+
Domestic hot water heating	General	Declared load profile			L		XL		L	XL					
	Average climate	ηwh (water heating efficiency)		%	95.0	86.4	90.0		86.4	97.7					97.7
		Water heating energy efficiency class			A										

Indoor Unit				**EHVH**	04S18CBV	08S18CBV	08S26CBV	08S26CBV	08S18CBV	11S26CBV	16S26CBV	16S26CBV	11S26CBV	16S26CBV	16S26CBV
Casing	Colour				White										
	Material				Precoated sheet metal										
Dimensions	Unit	HeightxWidthxDepth		mm	1,732x600x728										
Weight	Unit			kg	116	117	125		117	124	126		124	126	
Tank	Water volume			l	180		260		180	260					
	Maximum water temperature			°C	65										
	Maximum water pressure			bar	10										
	Corrosion protection				Anode										
Operation range	Heating	Water side	Min.~Max.	°C	10 ~55.0					10 ~55.0					
	Domestic hot water	Water side	Min.~Max.	°C	25~70										
Sound power level	Nom.			dBA	42.0						44.0		42.0	44.0	
Sound pressure level	Nom.			dBA	28.0						30.0		28.0	30.0	

Outdoor Unit				**ERLQ-C**	004CV3	006CV3	006CV3	008CV3	008CV3	011CV3	014CV3	016CV3	011CW1	014CW1	016CW1
Dimensions	Unit	HeightxWidthxDepth		mm	735x832x307					1,345x900x320					
Weight	Unit			kg	54	56				113			114		
Compressor	Quantity				1										
	Type				Hermetically sealed swing compressor					Hermetically sealed scroll compressor					
Operation range	Cooling		Min.~Max.	°CDB	10.0~43.0					10.0~46.0					
	Domestic hot water		Min.~Max.	°CDB	-25 ~35					-20 ~35					
Refrigerant	Type				R-410A										
	GWP				2,087.5										
	Charge			kg	1.5	1.6				3.4					
	Charge			TCO2Eq	3.1	3.3				7.1					
	GWP				2,087.5										
Sound power level	Heating		Nom.	dBA	61		62			64		66	64		66
	Cooling		Nom.	dBA	63					64	66	69	64	66	69
Sound pressure level	Heating		Nom.	dBA	48		49			51		52	51		52
	Cooling		Nom.	dBA	48	49	50				52	54	50	52	54
Power supply	Name/Phase/Frequency/Voltage			Hz/V	V3/1~/50/230								W1/3N~/50/400		
Current	Recommended fuses			A	16		20			40			20		

(1) Cooling Ta 35°C - LWE 18°C (DT = 5°C); heating Ta DB/WB 7°C/6°C - LWC 35°C (DT = 5°C) (2) Condition 2: cooling Ta 35°C - LWE 7°C (DT = 5°C); heating Ta DB/WB 7°C/6°C - LWC 45°C (DT = 5°C)
(3) Heating Ta DB -7°C (RH85%) - LWC 35°C (4) Heating Ta DB -7°C (RH85%) - LWC 45°C (5) Contains fluorinated greenhouse gases

Daikin Altherma low temperature split integrated floor standing unit without back-up heater

Floor standing air to water heat pump for heating and hot water, ideal for low energy houses

- Integrated indoor unit: all-in-one floor standing unit including the domestic hot water tank
- Energy efficient heating only system without back-up heater
- Perfect fit for new built as well as for low energy houses
- Best seasonal efficiencies, providing the highest savings on running costs
- Flexible configuration with respect to heat emitters
- Possible to combine with domestic hot water
- Online controller (optional): control your indoor from any location with an app, via your local network or internet and keep an overview on your energy consumption
- Possible to connect to photovoltaïc solar panels to provide energy for your heat pump (optional)

EHVH-CBV

ERHQ006-008AD_F_daikin altherma

ERHQ011-016AA

Efficiency data				EHVH + ERHQ-B	11S26CBV + 011BV3	16S26CBV + 014BV3	16S26CBV + 016BV3	11S26CBV + 011BW1	16S26CBV + 014BW17	16S26CBV + 016BW1
Heating capacity	Nom.			kW	11.2 (1) / 10.3(2)	14.0 (1) / 13.1(2)	16.0 (1) / 15.2(2)	11.3 (1) / 11.0(2)	14.5 (1) / 13.6(2)	16.1 (1) / 15.1(2)
Power input	Heating	Nom.		kW	2.55 (1) / 3.17(2)	3.26 (1) / 4.04(2)	3.92 (1) / 4.75(2)	2.63 (1) / 3.24(2)	3.42 (1) / 4.21(2)	3.82 (1) / 4.69(2)
COP					4.39 (1) / 3.25(2)	4.29 (1) / 3.24(2)	4.08 (1) / 3.20(2)	4.30 (1) / 3.39(2)	4.24 (1) / 3.22(2)	4.20 (1) / 3.22(2)
Space heating	Average climate water outlet 55°C	General	SCOP		2.86	2.82	2.92	2.90	2.86	2.96
			ηs (Seasonal space heating efficiency)	%	112	110	114	113	111	115
			Seasonal space heating eff. class		A+					
	Average climate water outlet 35°C	General	SCOP		2.99	3.23	3.29	3.08	3.34	3.33
			ηs (Seasonal space heating efficiency)	%	117	126	129	120	131	130
			Seasonal space heating eff. class		A	A+		A	A+	
Domestic hot water heating	General	Declared load profile			XL					
	Average climate	ηwh (water heating efficiency)		%	95.3			87.3		
		Water heating energy efficiency class			A					

Indoor Unit				EHVH	11S26CBV	16S26CBV	16S26CBV	11S26CBV	16S26CBV	16S26CBV
Casing	Colour				White					
	Material				Precoated sheet metal					
Dimensions	Unit	HeightxWidthxDepth		mm	1,732x600x728					
Weight	Unit			kg	124	126		124	126	
Tank	Water volume			l	260					
	Maximum water temperature			°C	65					
	Maximum water pressure			bar	10					
	Corrosion protection				Anode					
Operation range	Heating	Water side	Min.~Max.	°C	10 ~55.0					
	Domestic hot water	Water side	Min.~Max.	°C	25~70					
Sound power level	Nom.			dBA	42.0	44.0		42.0	44.0	
Sound pressure level	Nom.			dBA	28.0	30.0		28.0	30.0	

Outdoor Unit				ERHQ-B	011BV3	014BV3	016BV3	011BW1	014BW1	016BW1
Dimensions	Unit	HeightxWidthxDepth		mm	1,170x900x320			1,345x900x320		
Weight	Unit			kg	102			108		
Compressor	Quantity				1					
	Type				Hermetically sealed scroll compressor					
Operation range	Cooling		Min.~Max.	°CDB	10.0~46.0					
	Domestic hot water		Min.~Max.	°CDB	-20 ~35					
Refrigerant	Type				R-410A					
	GWP				2,087.5					
	Charge			kg	2.7			3.0		
	Charge			TCO2Eq	5.6			6.3		
Sound power level	Heating		Nom.	dBA	64		66	64		66
	Cooling		Nom.	dBA	64	66	69	64	66	69
Sound pressure level	Heating		Nom.	dBA	49	51	53	51		52
	Cooling		Nom.	dBA	50	52	54	50	52	54
Power supply	Name/Phase/Frequency/Voltage			Hz/V	V3/1~/50/230			W1/3N~/50/400		
Current	Recommended fuses			A	32			20		

(1) Cooling Ta 35°C - LWE 18°C (DT = 5°C); heating Ta DB/WB 7°C/6°C - LWC 35°C (DT = 5°C) (2) Cooling Ta 35°C - LWE 7°C (DT = 5°C); heating Ta DB/WB 7°C/6°C - LWC 45°C (DT = 5°C)
(3) Contains fluorinated greenhouse gases

Daikin Altherma low temperature split integrated floor standing unit for UK

Floor standing air to water heat pump **for heating and hot water**, ideal for low energy houses

- Integrated indoor unit: pre-plumbed and pre-wired indoor unit for a simpler, hassle free and neater heating and hot water installation
- Energy efficient heating only system based on air to water heat pump technology
- Perfect fit for new built as well as for low energy houses
- Best seasonal efficiencies, providing the highest savings on running costs
- Flexible configuration with respect to heat emitters
- Possible to combine with domestic hot water
- Online controller (optional): control your indoor from any location with an app, via your local network or internet and keep an overview on your energy consumption

EHVH-CB6W

ERLQ004CV3_R_2

ERHQ011-016AA

- Possible to connect to photovoltaïc solar panels to provide energy for your heat pump (optional)

Efficiency data				EHVH + ERLQ-C	04SU18CB6W +004CV3	08SU18CB6W +006CV3	08SU26CB6W +006CV3	08SU26CB6W +008CV3	08SU18CB6W +008CV3	11SU26CB6W +011CV3	16SU26CB6W +014CV3	16SU26CB6W +016CV3	11SU26CB6W +011CW1	16SU26CB6W +014CW1	16SU26CB6W +016CW1
Heating capacity	Nom.			kW	4.40(1) / 4.03(2)	6.00(1) / 5.67(2)		7.40(1) / 6.89(2)		11.2(1) / 11.0(2)	14.5(1) / 13.6(2)	16.0(1) / 15.2(2)	11.2(1) / 11.0(2)	14.5(1) / 13.6(2)	16.0(1) / 15.2(2)
Power input	Heating	Nom.		kW	0.870(1) / 1.13(2)	1.27(1) / 1.59(2)		1.66(1) / 2.01(2)		2.43(1) / 3.10(2)	3.37(1) / 4.10(2)	3.76(1) / 4.66(2)	3.42(1) / 4.21(2)	3.37(1) / 4.10(2)	3.76(1) / 4.66(2)
COP					5.04(1) / 3.58(2)	4.74(1) / 3.56(2)		4.45(1) / 3.42(2)		4.60(1) / 2.75(2) / 3.55(3) / 2.10(4)	4.30(1) / 2.65(2) / 3.32(3) / 2.08(4)	4.25(1) / 2.64(2) / 3.26(3) / 2.09(4)	4.60(1) / 2.75(2) / 3.55(3) / 2.10(4)	4.30(1) / 2.65(2) / 3.32(3) / 2.08(4)	4.25(1) / 2.64(2) / 3.26(3) / 2.09(4)
Space heating	Average climate water outlet 55°C	General	SCOP		3.20	3.22		3.20		3.09	3.16	3.06	3.09	3.16	3.06
			ηs (Seasonal space heating efficiency)	%	125	126		125		120	123	119	120	123	119
			Seasonal space heating eff. class		A++					A+					
	Average climate water outlet 35°C	General	SCOP		4.52	4.29		4.34		3.98	3.90	3.80	3.98	3.90	3.80
			ηs (Seasonal space heating efficiency)	%	178	169		171		156	153	149	156	153	149
			Seasonal space heating eff. class		A++							A+	A++		A+
Domestic hot water heating	General	Declared load profile			L	XL		L		XL					
	Average climate	ηwh (water heating efficiency)		%	95.0	86.4	90.0	86.4		97.7					
		Water heating energy efficiency class			A										

Indoor Unit				EHVH	04SU18CB6W	08SU18CB6W	08SU26CB6W	08SU26CB6W	08SU18CB6W	11SU26CB6W	16SU26CB6W	16SU26CB6W	11SU26CB6W	16SU26CB6W	16SU26CB6W
Casing	Colour				White										
	Material				Precoated sheet metal										
Dimensions	Unit	HeightxWidthxDepth		mm	1,732x600x728										
Weight	Unit			kg	118	121	127		121	128	130		128	130	
Tank	Water volume			l	180		260		180	260					
	Maximum water temperature			°C	65										
	Maximum water pressure			bar	10										
	Corrosion protection				Anode										
Operation range	Heating	Water side	Min.~Max.	°C	15 ~55.0					15 ~55.0					
	Domestic hot water	Water side	Min.~Max.	°C	25~65										
Sound power level	Nom.			dBA	42.0						44.0		42.0	44.0	
Sound pressure level	Nom.			dBA	28.0						30.0		28.0	30.0	

Outdoor Unit				ERLQ-C	004CV3	006CV3	006CV3	008CV3	008CV3	011CV3	014CV3	016CV3	011CW1	014CW1	016CW1
Dimensions	Unit	HeightxWidthxDepth		mm	735x832x307					1,345x900x320					
Weight	Unit			kg	54	56				113			114		
Compressor	Quantity				1										
	Type				Hermetically sealed swing compressor					Hermetically sealed scroll compressor					
Operation range	Cooling		Min.~Max.	°CDB	10.0~43.0					10.0~46.0					
	Domestic hot water		Min.~Max.	°CDB	-25 ~35					-20 ~35					
Refrigerant	Type				R-410A										
	GWP				2,087.5										
	Charge			kg	1.5	1.6				3.4					
	Charge			TCO2Eq	3.1	3.3				7.1					
	GWP				2,087.5										
Sound power level	Heating		Nom.	dBA	61		62			64		66	64		66
	Cooling		Nom.	dBA	63					64	66	69	64	66	69
Sound pressure level	Heating		Nom.	dBA	48		49			51		52	51		52
	Cooling		Nom.	dBA	48	49	50				52	54	50	52	54
Power supply	Name/Phase/Frequency/Voltage			Hz/V	V3/1~/50/230								W1/3N~/50/400		
Current	Recommended fuses			A	16		20			40			20		

(1) Cooling Ta 35°C - LWE 18°C (DT = 5°C); heating Ta DB/WB 7°C/6°C - LWC 35°C (DT = 5°C) (2) Condition 2: cooling Ta 35°C - LWE 7°C (DT = 5°C); heating Ta DB/WB 7°C/6°C - LWC 45°C (DT = 5°C)
(3) Heating Ta DB -7°C (RH85%) - LWC 35°C (4) Heating Ta DB -7°C (RH85%) - LWC 45°C (5) Contains fluorinated greenhouse gases

Daikin Altherma low temperature split integrated floor standing unit for UK

Floor standing air to water heat pump **for heating and hot water**, ideal for low energy houses

- Integrated indoor unit: pre-plumbed and pre-wired indoor unit for a simpler, hassle free and neater heating and hot water installation
- Energy efficient heating only system based on air to water heat pump technology
- Perfect fit for new built as well as for low energy houses
- Best seasonal efficiencies, providing the highest savings on running costs
- Flexible configuration with respect to heat emitters
- Possible to combine with domestic hot water
- Online controller (optional): control your indoor from any location with an app, via your local network or internet and keep an overview on your energy consumption
- Possible to connect to photovoltaïc solar panels to provide energy for your heat pump (optional)

EHVH-CB6W

ERHQ006-008AD_F_daikin altherma

ERHQ011-016AA

Efficiency data				EHVH + ERHQ-B	11SU26CB6W + 011BV3	16SU26CB6W + 014BV3	16SU26CB6W + 016BV3	11SU26CB6W + 011BW1	16SU26CB6W + 014BW17	16SU26CB6W + 016BW1
Heating capacity	Nom.			kW	11.2(1) / 10.3(2)	14.0(1) / 13.1(2)	16.0(1) / 15.2(2)	11.3(1) / 11.0(2)	14.5(1) / 13.6(2)	16.1(1) / 15.1(2)
Power input	Heating	Nom.		kW	2.55(1) / 3.17(2)	3.26(1) / 4.04(2)	3.92(1) / 4.75(2)	2.63(1) / 3.24(2)	3.42(1) / 4.21(2)	3.82(1) / 4.69(2)
COP					4.39(1) / 3.25(2)	4.29(1) / 3.24(2)	4.08(1) / 3.20(2)	4.30(1) / 3.39(2)	4.24(1) / 3.22(2)	4.20(1) / 3.22(2)
Space heating	Average climate water outlet 55°C	General	SCOP		2.86	2.82	2.92	2.90	2.86	2.96
			ηs (Seasonal space heating efficiency)	%	112	110	114	113	111	115
			Seasonal space heating eff. class		A+					
	Average climate water outlet 35°C	General	SCOP		2.99	3.23	3.29	3.08	3.34	3.33
			ηs (Seasonal space heating efficiency)	%	117	126	129	120	131	130
			Seasonal space heating eff. class		A	A+		A	A+	
Domestic hot water heating	General	Declared load profile			XL					
	Average climate	ηwh (water heating efficiency)		%	95.3			87.3		
		Water heating energy efficiency class			A					

Indoor Unit				EHVH	11SU26CB6W	16SU26CB6W	16SU26CB6W	11SU26CB6W	16SU26CB6W	16SU26CB6W
Casing	Colour				White					
	Material				Precoated sheet metal					
Dimensions	Unit	HeightxWidthxDepth		mm	1,732x600x728					
Weight	Unit			kg	128	130		128	130	
Tank	Water volume			l	260					
	Maximum water temperature			°C	65					
	Maximum water pressure			bar	10					
	Corrosion protection				Anode					
Operation range	Heating	Water side	Min.~Max.	°C	15 ~55.0					
	Domestic hot water	Water side	Min.~Max.	°C	25~65					
Sound power level	Nom.			dBA	42.0	44.0		42.0	44.0	
Sound pressure level	Nom.			dBA	28.0	30.0		28.0	30.0	

Outdoor Unit				ERHQ-B	011BV3	014BV3	016BV3	011BW1	014BW1	016BW1
Dimensions	Unit	HeightxWidthxDepth		mm	1,170x900x320			1,345x900x320		
Weight	Unit			kg	102			108		
Compressor	Quantity				1					
	Type				Hermetically sealed scroll compressor					
Operation range	Cooling	Min.~Max.		°CDB	10.0~46.0					
	Domestic hot water	Min.~Max.		°CDB	-20 ~35					
Refrigerant	Type				R-410A					
	GWP				2,087.5					
	Charge			kg	2.7			3.0		
	Charge			TCO2Eq	5.6			6.3		
Sound power level	Heating	Nom.		dBA	64		66	64		66
	Cooling	Nom.		dBA	64	66	69	64	66	69
Sound pressure level	Heating	Nom.		dBA	49	51	53	51		52
	Cooling	Nom.		dBA	50	52	54	50	52	54
Power supply	Name/Phase/Frequency/Voltage			Hz/V	V3/1~/50/230			W1/3N~/50/400		
Current	Recommended fuses			A	32			20		

(1) Cooling Ta 35°C - LWE 18°C (DT = 5°C); heating Ta DB/WB 7°C/6°C - LWC 35°C (DT = 5°C) (2) Cooling Ta 35°C - LWE 7°C (DT = 5°C); heating Ta DB/WB 7°C/6°C - LWC 45°C (DT = 5°C)
(3) Contains fluorinated greenhouse gases

Options Daikin Altherma low temperature split wall mounted, floor standing

Type		Material name	Daikin Altherma LT split wall mounted /floor standing	
			4-8kW	11-16kW
Controls	LAN adapter	BRP069A62	•	•
	LAN adapter + PV solar connection	BRP069A61	•	•
	Remote user interface (DE, FR, NL, IT)	EKRUCBL1	•	•
	Remote user interface (EN, ES, EL, PT)	EKRUCBL3	•	•
	Remote user interface (EN, SV, NO, FI)	EKRUCBL2	•	•
	Remote user interface (EN, TR, PL, RO)	EKRUCBL4	•	•
	Remote user interface (DE, CS, SL, SK)	EKRUCBL5	•	•
	Remote user interface (EN, HR, HU, BG)	EKRUCBL6	•	•
	Remote user interface (EN, DE, RU, DA)	EKRUCBL7	•	•
	Simplified user interface	EKRUCBSB	•	•
	Room thermostat (wired)	EKRTWA	•	•
	Room thermostat (wireless)	EKRTR1	•	•
	Centralised controller kit	EKCC-W	•	•
Adapter	Demand PCB	EKRP1AHTA	•	•
	Digital I/O PCB	EKRP1HBAA	•	•
Back-up heater	Back-up heater kit	EKLBUHCB6W1		•
	Booster heater for tank integrated design	EKBSHCA3V3		•
	Bottom plate heater	EKBPHTH16A		•
Drain	Drain kit	EKDK04	•	•
	Drain pan for indoor wall munted	EKHBDPCA2	•	•
	Drain pan for outdoor (excl heater)	EKDP008CA	•	
	Drain pan heater	EKDPH008CA	•	
Filter	Magnetic filter without additives	K.FERNOXTF1	•	•
	Magnetic filter with additive (500ml inhibitor fluid F1)	K.FERNOXTF1FL	•	•
Installation	Bi-zone kit	BZKA7V3	•	•
	Snowcover	EK016SNCA		•
	U-beams for outdoor	EKFT008CA	•	
	UK tank kit	EKVSU260A		•
Sensor	Remote indoor sensor	KRCS01-1B	•	•
	Remote sensor for outdoor	EKRSCA1	•	
	External sensor	EKRTETS	•	•
Others	PC cable	EKPCCAB1	•	•

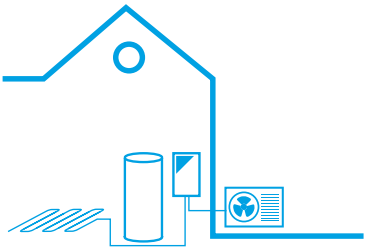

Daikin Altherma low temperature split wall mounted unit

The Daikin Altherma low temperature split wall mounted unit offers heating and cooling with high flexibility for a quick and easy installation, with an optional connection to deliver domestic hot water

High flexibility for installation and domestic hot water connection

- Inclusion of all hydraulic components means no third-party components are required
- PCB board and hydraulic components are located in the front for easy access
- Compact dimensions allows for small installation space, as almost no side clearances are required
- The unit's sleek design blends in with other household appliances
- Combine with a stainless steel, enameled or **ECH$_2$O** thermal store



All hydraulic parts included in the compact wall mounted unit

Stainless steel and enameled tanks

If the end user only requires hot water and installation height is limited, a separate tank can be connected (either stainless steel or enameled).

ECH_20 thermal store range: additional hot water comfort

Combine your wall mounted unit with a thermal store for additional hot water comfort.

- Fresh water principle: receive domestic hot water on demand while eliminating the risk of contamination and sedimentation
- Optimal domestic hot water performance: the low temperature evolution enables high tapping performance
- Fit for the future: possibility to integrate with renewable solar energy and other heat sources, e.g. fireplace
- Lightweight and robust build of the unit combined with the cascade principle offers flexible installation options

Built for small and large homes, customers can choose between a pressureless and pressurised hot water system.

Stainless steel tank



Wall mounted unit combined with ECH_2O thermal store

Daikin Altherma low temperature split wall mounted unit

Wall mounted **heating only** air to water heat pump ideal for low energy houses

- Wall mounted indoor unit
- Energy efficient heating only system based on air to water heat pump technology
- Perfect fit for new built as well as for low energy houses
- Best seasonal efficiencies, providing the highest savings on running costs
- Flexible configuration with respect to heat emitters
- Possible to combine with domestic hot water
- Outdoor unit extracts heat from the outdoor air, even at -25°C
- Online controller (optional): control your indoor from any location with an app, via your local network or internet and keep an overview on your energy consumption
- Possible to connect to photovoltaïc solar panels to provide energy for your heat pump (optional)

Efficiency data				EHBH + ERLQ-C	04CB3V + 004CV3	08CB3V/9W + 006CV3	08CB9W/3V + 008CV3	11CB3V/B9W + 011CV3	16CB3V/9W + 014CV3	16CB3V/9W + 016CV3	11CB3V/9W + 011CW1	16CB3V/9W + 014CW1	16CB3V/9W + 016CW1
Heating capacity	Nom.			kW	4.40 (1) / 4.03(2)	6.00 (1) / 5.67(2)	7.40 (1) / 6.89(2)	11.2 (1) / 11.0(2)	14.5 (1) / 13.6(2)	16.0 (1) / 15.2(2)	11.2 (1) / 11.0(2)	14.5 (1) / 13.6(2)	16.0 (1) / 15.2(2)
Power input	Heating	Nom.		kW	0.870 (1) / 1.13(2)	1.27 (1) / 1.59(2)	1.66 (1) / 2.01(2)	2.43 (1) / 3.10(2)	3.37 (1) / 4.10(2)	3.76 (1) / 4.66(2)	3.42 (1) / 4.21(2)	3.37 (1) / 4.10(2)	3.76 (1) / 4.66(2)
COP					5.04 (1) / 3.58(2)	4.74 (1) / 3.56(2)	4.45 (1) / 3.42(2)	4.60 (1) / 2.75(2) / 3.55 (3) / 2.10(4)	4.30 (1) / 2.65(2) / 3.32 (3) / 2.08(4)	4.25 (1) / 2.64(2) / 3.26 (3) / 2.09(4)	4.60 (1) / 2.75(2) / 3.55 (3) / 2.10(4)	4.30 (1) / 2.65(2) / 3.32 (3) / 2.08(4)	4.25 (1) / 2.64(2) / 3.26 (3) / 2.09(4)
Space heating	Average climate water outlet 55°C	General	SCOP		3.20	3.22	3.20	3.09	3.16	3.06	3.09	3.16	3.06
			ηs (Seasonal space heating efficiency)	%	125	126	125	120	123	119	120	123	119
			Seasonal space heating eff. class		A++			A+					
	Average climate water outlet 35°C	General	SCOP		4.52	4.29	4.34	3.98	3.90	3.80	3.98	3.90	3.80
			ηs (Seasonal space heating efficiency)	%	178	169	171	156	153	149	156	153	149
			Seasonal space heating eff. class		A++					A+	A++		A+

Indoor Unit				EHBH	04CB3V	08CB3V/9W	08CB9W/3V	11CB3V/9W	16CB3V/9W	16CB3V/9W	11CB3V/9W	16CB3V/9W	16CB3V/9W
Casing	Colour				White								
	Material				Precoated sheet metal								
Dimensions	Unit	HeightxWidthxDepth		mm	890x480x344								
Weight	Unit			kg	41.0	43.0	45.0	43.0	44.0	45.0	44.0	45.0	43.0	44.0	45.0	44.0	45.0
Operation range	Heating	Water side	Min.~Max.	°C	15 ~55.0								
	Domestic hot water	Water side	Min.~Max.	°C	25~80								
Sound power level	Nom.			dBA	40.0			41.0	44.0		41.0	44.0	
Sound pressure level	Nom.			dBA	26.0			27.0	30.0		27.0	30.0	

Outdoor Unit				ERLQ-C	004CV3	006CV3	006CV3	008CV3	008CV3	011CV3	011CV3	014CV3	014CV3	016CV3	016CV3	011CW1	011CW1	014CW1	014CW1	016CW1	016CW1
Dimensions	Unit	HeightxWidthxDepth		mm	735x832x307					1,345x900x320											
Weight	Unit			kg	54	56				113						114					
Compressor	Quantity				1																
	Type				Hermetically sealed swing compressor					Hermetically sealed scroll compressor											
Operation range	Cooling		Min.~Max.	°CDB	10.0~43.0					10.0~46.0											
	Domestic hot water		Min.~Max.	°CDB	-25 ~35					-20 ~35											
Refrigerant	Type				R-410A																
	GWP				2,087.5																
	Charge			kg	1.5	1.6				3.4											
	Charge			TCO2Eq	3.1	3.3				7.1											
	GWP				2,087.5																
Sound power level	Heating		Nom.	dBA	61		62			64				66		64				66	
	Cooling		Nom.	dBA	63					64	66			69		64	66			69	
Sound pressure level	Heating		Nom.	dBA	48		49			51				52		51				52	
	Cooling		Nom.	dBA	48	49		50			52			54		50		52		54	
Power supply	Name/Phase/Frequency/Voltage			Hz/V	V3/1~/50/230											W1/3N~/50/400					
Current	Recommended fuses			A	16		20			40						20					

(1) Cooling Ta 35°C - LWE 18°C (DT = 5°C); heating Ta DB/WB 7°C/6°C - LWC 35°C (DT = 5°C) (2) Cooling Ta 35°C - LWE 7°C (DT = 5°C); heating Ta DB/WB 7°C/6°C - LWC 45°C (DT = 5°C)
(3) Heating Ta DB -7°C (RH85%) - LWC 35°C (4) Heating Ta DB -7°C (RH85%) - LWC 45°C (5) Contains fluorinated greenhouse gases

Daikin Altherma low temperature split wall mounted unit

Wall mounted **heating only** air to water heat pump ideal for low energy houses

- Wall mounted indoor unit
- Energy efficient heating only system based on air to water heat pump technology
- Perfect fit for new built as well as for low energy houses
- Best seasonal efficiencies, providing the highest savings on running costs
- Flexible configuration with respect to heat emitters
- Possible to combine with domestic hot water
- Outdoor unit extracts heat from the outdoor air, even at -20°C
- Online controller (optional): control your indoor from any location with an app, via your local network or internet and keep an overview on your energy consumption
- Possible to connect to photovoltaïc solar panels to provide energy for your heat pump (optional)

EHBH-C

ERHQ006-008AD

ERHQ011-016AA

Efficiency data				**EHBH + ERHQ-B**	**11CB3V + 011BV3**	**11CB9W + 011BV3**	**16CB3V + 014BV3**	**16CB9W + 014BV3**	**16CB3V + 016BV3**	**16CB9W + 016BV3**	**11CB3V + 011BW1**	**11CB9W + 011BW1**	**16CB3V + 014BW17**	**16CB9W + 014BW17**	**16CB3V + 016BW1**	**16CB9W + 016BW1**
Heating capacity	Nom.			kW	11.2 (1) / 10.3(2)		14.0 (1) / 13.1(2)		16.0 (1) / 15.2(2)		11.3 (1) / 11.0(2)		14.5 (1) / 13.6(2)		16.1 (1) / 15.1(2)	
Power input	Heating	Nom.		kW	2.55 (1) / 3.17(2)		3.26 (1) / 4.04(2)		3.92 (1) / 4.75(2)		2.63 (1) / 3.24(2)		3.42 (1) / 4.21(2)		3.82 (1) / 4.69(2)	
COP					4.39 (1) / 3.25(2)		4.29 (1) / 3.24(2)		4.08 (1) / 3.20(2)		4.30 (1) / 3.39(2)		4.24 (1) / 3.22(2)		4.20 (1) / 3.22(2)	
Space heating	Average climate water outlet 55°C	General	SCOP		2.86		2.82		2.92		2.90		2.86		2.96	
			ηs (Seasonal space heating efficiency)	%	112		110		114		113		111		115	
			Seasonal space heating eff. class		A+											
	Average climate water outlet 35°C	General	SCOP		2.99		3.23		3.29		3.08		3.34		3.33	
			ηs (Seasonal space heating efficiency)	%	117		126		129		120		131		130	
			Seasonal space heating eff. class		A		A+				A		A+			

Indoor Unit				**EHBH**	**11CB3V**	**11CB9W**	**16CB3V**	**16CB9W**	**16CB3V**	**16CB9W**	**11CB3V**	**11CB9W**	**16CB3V**	**16CB9W**	**16CB3V**	**16CB9W**
Casing	Colour				White											
	Material				Precoated sheet metal											
Dimensions	Unit	HeightxWidthxDepth		mm	890x480x344											
Weight	Unit			kg	43.0		44.0		45.0	44.0	45.0		43.0	44.0		45.0
Operation range	Heating	Water side	Min.~Max.	°C	15 ~55.0											
	Domestic hot water	Water side	Min.~Max.	°C	25~80											
Sound power level	Nom.			dBA	41.0		44.0				41.0		44.0			
Sound pressure level	Nom.			dBA	27.0		30.0				27.0		30.0			

Outdoor Unit				**ERHQ-B**	**011BV3**	**014BV3**	**016BV3**	**011BW1**	**014BW1**	**016BW1**
Dimensions	Unit	HeightxWidthxDepth		mm	1,170x900x320			1,345x900x320		
Weight	Unit			kg	102			108		
Compressor	Quantity				1					
	Type				Hermetically sealed scroll compressor					
Operation range	Cooling		Min.~Max.	°CDB	10.0~46.0					
	Domestic hot water		Min.~Max.	°CDB	-20 ~35					
Refrigerant	Type				R-410A					
	GWP				2,087.5					
	Charge			kg	2.7			3.0		
	Charge			TCO2Eq	5.6			6.3		
	GWP				2,087.5					
Sound power level	Heating		Nom.	dBA	64		66	64		66
	Cooling		Nom.	dBA	64	66	69	64	66	69
Sound pressure level	Heating		Nom.	dBA	49	51	53	51		52
	Cooling		Nom.	dBA	50	52	54	50	52	54
Power supply	Name/Phase/Frequency/Voltage			Hz/V	V3/1~/50/230			W1/3N~/50/400		
Current	Recommended fuses			A	32			20		

(1) Cooling Ta 35°C - LWE 18°C (DT = 5°C); heating Ta DB/WB 7°C/6°C - LWC 35°C (DT = 5°C) (2) Cooling Ta 35°C - LWE 7°C (DT = 5°C); heating Ta DB/WB 7°C/6°C - LWC 45°C (DT = 5°C)
(3) Contains fluorinated greenhouse gases

Daikin Altherma low temperature split wall mounted unit

Wall mounted **reversible** air to water heat pump ideal for low energy houses

- Wall mounted indoor unit
- Energy efficient heating and cooling system based on air to water heat pump technology
- Perfect fit for new built as well as for low energy houses
- Best seasonal efficiencies, providing the highest savings on running costs
- Flexible configuration with respect to heat emitters
- Possible to combine with domestic hot water
- Outdoor unit extracts heat from the outdoor air, even at -25°C
- Online controller (optional): control your indoor from any location with an app, via your local network or internet and keep an overview on your energy consumption
- Possible to connect to photovoltaïc solar panels to provide energy for your heat pump (optional)

Efficiency data				**EHBX + ERLQ-C**	04CB3V + 004CV3	08CB3V / 08CB9W + 006CV3	08CB3V / 08CB9W + 008CV3	11CB3V / 11CB9W + 011CV3	16CB3V / 16CB9W + 014CV3	16CB3V / 16CB9W + 016CV3	11CB3V / 11CB9W + 011CW1	16CB3V / 16CB9W + 014CW1	16CB3V / 16CB9W + 016CW1
Heating capacity	Nom.			kW	4.40(1) / 4.03(2)	6.00(1) / 5.67(2)	7.40(1) / 6.89(2)	11.2(1) / 11.0(2)	14.5(1) / 13.6(2)	16.0(1) / 15.2(2)	11.2(1) / 11.0(2)	14.5(1) / 13.6(2)	16.0(1) / 15.2(2)
Cooling capacity	Nom.			kW	4.08(1) / 4.17(2)	5.88(1) / 4.84(2)	6.20(1) / 5.36(2)	12.1(1) / 11.7(2)	12.7(1) / 12.6(2)	13.8(1) / 13.1(2)	12.1(1) / 11.7(2)	12.7(1) / 12.6(2)	13.8(1) / 13.1(2)
Power input	Heating	Nom.		kW	0.870(1) / 1.13(2)	1.27(1) / 1.59(2)	1.66(1) / 2.01(2)	2.43(1) / 3.10(2)	3.37(1) / 4.10(2)	3.76(1) / 4.66(2)	2.43(1) / 3.10(2)	3.37(1) / 4.10(2)	3.76(1) / 4.66(2)
	Cooling	Nom.		kW	0.900(1) / 1.80(2)	1.51(1) / 2.07(2)	1.64(1) / 2.34(2)	3.05(1) / 4.31(2)	3.21(1) / 5.08(2)	3.74(1) / 5.73(2)	3.05(1) / 4.31(2)	3.21(1) / 5.08(2)	3.74(1) / 5.73(2)
COP					5.04(1) / 3.58(2)	4.74(1) / 3.56(2)	4.45(1) / 3.42(2)	4.60(1) / 2.75(2) / 3.55(3) / 2.10(4)	4.30(1) / 2.65(2) / 3.32(3) / 2.08(4)	4.25(1) / 2.64(2) / 3.26(3) / 2.09(4)	4.60(1) / 2.75(2) / 3.55(3) / 2.10(4)	4.30(1) / 2.65(2) / 3.32(3) / 2.08(4)	4.25(1) / 2.64(2) / 3.26(3) / 2.09(4)
EER					4.55(1) / 2.32(2)	3.89(1) / 2.34(2)	3.79(1) / 2.29(2)	3.98(1) / 2.72(2)	3.96(1) / 2.47(2)	3.69(1) / 2.29(2)	3.98(1) / 2.72(2)	3.96(1) / 2.47(2)	3.69(1) / 2.29(2)
Space heating	Average climate water outlet 55°C	General	SCOP		3.20	3.22	3.20	3.09	3.16	3.06	3.09	3.16	3.06
			ηs (Seasonal space heating efficiency)	%	125	126	125	120	123	119	120	123	119
			Seasonal space heating eff. class		A++			A+					
	Average climate water outlet 35°C	General	SCOP		4.52	4.29	4.34	3.98	3.90	3.80	3.98	3.90	3.80
			ηs (Seasonal space heating efficiency)	%	178	169	171	156	153	149	156	153	149
			Seasonal space heating eff. class		A++					A+	A++		A+

Indoor Unit				**EHBX**	04CB3V	08CB3V/9W	08CB3V/9W	11CB3V/9W	16CB3V/9W	16CB3V/9W	11CB3V/9W	16CB3V/9W	16CB3V/9W
Casing	Colour				White								
	Material				Precoated sheet metal								
Dimensions	Unit	HeightxWidthxDepth		mm	890x480x344								
Weight	Unit			kg	42.0	44.0	45.0	44.0	45.0	43.0	45.0	44.0	46.0	44.0	46.0	43.0	45.0	43.0	45.0	43.0	45.0
Operation range	Heating	Water side	Min.~Max.	°C	15 ~55.0								
	Cooling	Water side	Min.~Max.	°C	5.00 ~22.0								
	Domestic hot water	Water side	Min.~Max.	°C	25~80								
Sound power level	Nom.			dBA	40.0			41.0	44.0	44.0	41.0	41.0	41.0
Sound pressure level	Nom.			dBA	26.0			27.0	30.0	30.0	27.0	27.0	27.0

Outdoor Unit				**ERLQ-C**	004CV3	006CV3	008CV3	011CV3	014CV3	016CV3	011CW1	014CW1	016CW1
Dimensions	Unit	HeightxWidthxDepth		mm	735x832x307			1,345x900x320					
Weight	Unit			kg	54	56		113			114		
Compressor	Quantity				1								
	Type				Hermetically sealed swing compressor			Hermetically sealed scroll compressor					
Operation range	Cooling		Min.~Max.	°CDB	10.0~43.0			10.0~46.0					
	Domestic hot water		Min.~Max.	°CDB	-25 ~35			-20 ~35					
Refrigerant	Type				R-410A								
	GWP				2,087.5								
	Charge			kg	1.5	1.6		3.4					
	Charge			TCO2Eq	3.1	3.3		7.1					
	GWP				2,087.5								
Sound power level	Heating		Nom.	dBA	61		62	64		66	64		66
	Cooling		Nom.	dBA	63			64	66	69	64	66	69
Sound pressure level	Heating		Nom.	dBA	48		49	51		52	51		52
	Cooling		Nom.	dBA	48	49	50		52	54	50	52	54
Power supply	Name/Phase/Frequency/Voltage			Hz/V	V3/1~/50/230						W1/3N~/50/400		
Current	Recommended fuses			A	16		20	40			20		

(1) Cooling Ta 35°C - LWE 18°C (DT = 5°C); heating Ta DB/WB 7°C/6°C - LWC 35°C (DT = 5°C) (2) Cooling Ta 35°C - LWE 7°C (DT = 5°C); heating Ta DB/WB 7°C/6°C - LWC 45°C (DT = 5°C)
(3) Heating Ta DB -7°C (RH85%) - LWC 35°C (4) Heating Ta DB -7°C (RH85%) - LWC 45°C (5) Contains fluorinated greenhouse gases

Daikin Altherma low temperature split wall mounted unit

Wall mounted **reversible** air to water heat pump ideal for low energy houses

- Wall mounted indoor unit
- Energy efficient heating and cooling system based on air to water heat pump technology
- Perfect fit for new built as well as for low energy houses
- Best seasonal efficiencies, providing the highest savings on running costs
- Flexible configuration with respect to heat emitters
- Possible to combine with domestic hot water
- Outdoor unit extracts heat from the outdoor air, even at -20°C
- Online controller (optional): control your indoor from any location with an app, via your local network or internet and keep an overview on your energy consumption
- Possible to connect to photovoltaïc solar panels to provide energy for your heat pump (optional)

EHBH-C

ERLQ004CV3

ERHQ011-016AA

Efficiency data				EHBX + ERHQ-B	11CB9W + 011BV3	11CB3V + 011BV3	16CB3V + 014BV3	16CB9W + 014BV3	16CB9W + 016BV3	16CB3V + 016BV3	11CB9W + 011BW1	11CB3V + 011BW1	16CB9W + 014BW17	16CB3V + 014BW17	16CB3V + 016BW1	16CB9W + 016BW1
Heating capacity	Nom.			kW	11.2(1) / 10.3(2)		14.0(1) / 13.1(2)		16.0(1) / 15.2(2)		11.3(1) / 11.0(2)		14.5(1) / 13.6(2)		16.1(1) / 15.1(2)	
Cooling capacity	Nom.			kW	13.9(1) / 10.0(2)		17.3(1) / 12.5(2)		17.8(1) / 13.1(2)		15.1(1) / 11.7(2)		16.1(1) / 12.6(2)		16.8(1) / 13.1(2)	
Power input	Heating	Nom.		kW	2.55(1) / 3.17(2)		3.26(1) / 4.04(2)		3.92(1) / 4.75(2)		2.63(1) / 3.24(2)		3.42(1) / 4.21(2)		3.82(1) / 4.69(2)	
	Cooling	Nom.		kW	3.86(1) / 3.69(2)		5.86(1) / 5.69(2)		6.87(1) / 5.95(2)		4.53(1) / 4.31(2)		5.43(1) / 5.08(2)		6.16(1) / 5.73(2)	
COP					4.39(1) / 3.25(2)		4.29(1) / 3.24(2)		4.08(1) / 3.20(2)		4.30(1) / 3.39(2)		4.24(1) / 3.22(2)		4.20(1) / 3.22(2)	
EER					3.60(1) / 2.71(2)		2.95(1) / 2.32(2)		2.59(1) / 2.20(2)		3.32(1) / 2.72(2)		2.96(1) / 2.47(2)		2.72(1) / 2.29(2)	
Space heating	Average climate water outlet 55°C	General	SCOP		2.86		2.82		2.92		2.90		2.86		2.96	
			ηs (Seasonal space heating efficiency)	%	112		110		114		113		111		115	
			Seasonal space heating eff. class		A+											
	Average climate water outlet 35°C	General	SCOP		2.99		3.23		3.29		3.08		3.34		3.33	
			ηs (Seasonal space heating efficiency)	%	117		126		129		120		131		130	
			Seasonal space heating eff. class		A		A+				A		A+			

Indoor Unit				EHBX	11CB9W	11CB3V	16CB3V	16CB9W	16CB3V	11CB9W	11CB3V	16CB9W	16CB3V	16CB9W
Casing	Colour				White									
	Material				Precoated sheet metal									
Dimensions	Unit	HeightxWidthxDepth		mm	890x480x344									
Weight	Unit			kg	45.0	43.0	44.0	46.0	44.0	45.0	43.0	46.0	44.0	46.0
Operation range	Heating	Water side	Min.~Max.	°C	15 ~55.0									
	Cooling	Water side	Min.~Max.	°C	5.00 ~22.0									
	Domestic hot water	Water side	Min.~Max.	°C	25~80									
Sound power level	Nom.			dBA	41.0		44.0			41.0		44.0		
Sound pressure level	Nom.			dBA	27.0		30.0			27.0		30.0		

Outdoor Unit				ERHQ-B	011BV3	014BV3	016BV3	011BW1	014BW1	016BW1
Dimensions	Unit	HeightxWidthxDepth		mm	1,170x900x320			1,345x900x320		
Weight	Unit			kg	102			108		
Compressor	Quantity				1					
	Type				Hermetically sealed scroll compressor					
Operation range	Cooling		Min.~Max.	°CDB	10.0~46.0					
	Domestic hot water		Min.~Max.	°CDB	-20 ~35					
Refrigerant	Type				R-410A					
	GWP				2,087.5					
	Charge			kg	2.7			3.0		
	Charge			TCO2Eq	5.6			6.3		
	GWP				2,087.5					
Sound power level	Heating		Nom.	dBA	64		66	64		66
	Cooling		Nom.	dBA	64	66	69	64	66	69
Sound pressure level	Heating		Nom.	dBA	49	51	53	51		52
	Cooling		Nom.	dBA	50	52	54	50	52	54
Power supply	Name/Phase/Frequency/Voltage			Hz/V	V3/1~/50/230			W1/3N~/50/400		
Current	Recommended fuses			A	32			20		

(1) Cooling Ta 35°C - LWE 18°C (DT = 5°C); heating Ta DB/WB 7°C/6°C - LWC 35°C (DT = 5°C) (2) Cooling Ta 35°C - LWE 7°C (DT = 5°C); Heating Ta DB/WB 7°C/6°C - LWC 45°C (DT = 5°C)
(3) Contains fluorinated greenhouse gases

Daikin Altherma low temperature split wall mounted unit without back-up heater

Wall mounted **heating only** air to water heat pump without back-up heater

- Energy efficient heating only system without back-up heater
- Perfect fit for new built as well as for low energy houses
- Best seasonal efficiencies, providing the highest savings on running costs
- Flexible configuration with respect to heat emitters
- Possible to combine with domestic hot water
- Online controller (optional): control your indoor from any location with an app, via your local network or internet and keep an overview on your energy consumption
- Possible to connect to photovoltaïc solar panels to provide energy for your heat pump (optional)

EHBH-CBV

ERLQ004CV3

ERHQ011-016AA

Efficiency data				EHBH + ERLQ-C	04CBV + 004CV3	08CBV + 006CV3	08CBV + 008CV3	11CBV + 011CV3	16CBV + 014CV3	16CBV + 016CV3	11CBV + 011CW1	16CBV + 014CW1	16CBV + 016CW1
Heating capacity	Nom.			kW	4.40(1) / 4.03(2)	6.00(1) / 5.67(2)	7.40(1) / 6.89(2)	11.2(1) / 11.0(2)	14.5(1) / 13.6(2)	16.0(1) / 15.2(2)	11.2(1) / 11.0(2)	14.5(1) / 13.6(2)	16.0(1) / 15.2(2)
Power input	Heating	Nom.		kW	0.870(1) / 1.13(2)	1.27(1) / 1.59(2)	1.66(1) / 2.01(2)	2.43(1) / 3.10(2)	3.37(1) / 4.10(2)	3.76(1) / 4.66(2)	3.42(1) / 4.21(2)	3.37(1) / 4.10(2)	3.76(1) / 4.66(2)
COP					5.04(1) / 3.58(2)	4.74(1) / 3.56(2)	4.45(1) / 3.42(2)	4.60(1) / 2.75(2) / 3.55(3) / 2.10(4)	4.30(1) / 2.65(2) / 3.32(3) / 2.08(4)	4.25(1) / 2.64(2) / 3.26(3) / 2.09(4)	4.60(1) / 2.75(2) / 3.55(3) / 2.10(4)	4.30(1) / 2.65(2) / 3.32(3) / 2.08(4)	4.25(1) / 2.64(2) / 3.26(3) / 2.09(4)
Space heating	Average climate water outlet 55°C	General	SCOP		3.20	3.22	3.20	3.09	3.16	3.06	3.09	3.16	3.06
			ηs (Seasonal space heating efficiency)	%	125	126	125	120	123	119	120	123	119
			Seasonal space heating eff. class		A++			A+					
	Average climate water outlet 35°C	General	SCOP		4.52	4.29	4.34	3.98	3.90	3.80	3.98	3.90	3.80
			ηs (Seasonal space heating efficiency)	%	178	169	171	156	153	149	156	153	149
			Seasonal space heating eff. class		A++					A+	A++		A+

Indoor Unit			EHBH	04CBV	08CBV	08CBV	11CBV	16CBV	16CBV	11CBV	16CBV	16CBV
Casing	Colour			White								
	Material			Precoated sheet metal								
Dimensions	Unit	HeightxWidthxDepth	mm	890x480x344								
Weight	Unit		kg	39.0	41.0			42.0		41.0	42.0	
Operation range	Heating	Water side Min.~Max.	°C	10 ~55.0			10 ~55.0					
	Domestic hot water	Water side Min.~Max.	°C	25~80								
Sound power level	Nom.		dBA	40.0			41.0	44.0		41.0	44.0	
Sound pressure level	Nom.		dBA	26.0			27.0	30.0		27.0	30.0	

Outdoor Unit			ERLQ-C/ERLQ	004CV3	006CV3	008CV3	011CV3	014CV3	016CV3	011CW1	014CW1	016CW1
Dimensions	Unit	HeightxWidthxDepth	mm	735x832x307			1,345x900x320					
Weight	Unit		kg	54	56		113			114		
Compressor	Quantity			1								
	Type			Hermetically sealed swing compressor			Hermetically sealed scroll compressor					
Operation range	Cooling	Min.~Max.	°CDB	10.0~43.0			10.0~46.0					
	Domestic hot water	Min.~Max.	°CDB	-25 ~35			-20 ~35					
Refrigerant	Type			R-410A								
	GWP			2,087.5								
	Charge		kg	1.5	1.6		3.4					
	Charge		TCO2Eq	3.1	3.3		7.1					
	Control			Expansion valve (electronic type)								
Sound power level	Heating	Nom.	dBA	61		62	64		66	64		66
	Cooling	Nom.	dBA	63			64	66	69	64	66	69
Sound pressure level	Heating	Nom.	dBA	48		49	51		52	51		52
	Cooling	Nom.	dBA	48	49	50		52	54	50	52	54
Power supply	Name/Phase/Frequency/Voltage		Hz/V	V3/1~/50/230						W1/3N~/50/400		
Current	Recommended fuses		A	16		20	40			20		

(1) Cooling Ta 35°C - LWE 18°C (DT = 5°C); heating Ta DB/WB 7°C/6°C - LWC 35°C (DT = 5°C) (2) Cooling Ta 35°C - LWE 7°C (DT = 5°C); heating Ta DB/WB 7°C/6°C - LWC 45°C (DT = 5°C)
(3) Heating Ta DB -7°C (RH85%) - LWC 35°C (4) Heating Ta DB -7°C (RH85%) - LWC 45°C (5) Contains fluorinated greenhouse gases

Daikin Altherma low temperature split without back-up heater

Wall mounted **heating only** air to water heat pump without back-up heater

- Energy efficient heating only system without back-up heater
- Perfect fit for new built as well as for low energy houses
- Best seasonal efficiencies, providing the highest savings on running costs
- Flexible configuration with respect to heat emitters
- Possible to combine with domestic hot water
- Online controller (optional): control your indoor from any location with an app, via your local network or internet and keep an overview on your energy consumption
- Possible to connect to photovoltaïc solar panels to provide energy for your heat pump (optional)

EHBH-CBV

ERHQ006-008AD

ERHQ011-016AA

Efficiency data				EHBH + ERHQ-B	11CBV + 011BV3	16CBV + 014BV3	16CBV + 016BV3	11CBV + 011BW1	16CBV + 014BW17	16CBV + 016BW1
Heating capacity	Nom.			kW	11.2(1) / 10.3(2)	14.0(1) / 13.1(2)	16.0(1) / 15.2(2)	11.3(1) / 11.0(2)	14.5(1) / 13.6(2)	16.1(1) / 15.1(2)
Power input	Heating	Nom.		kW	2.55(1) / 3.17(2)	3.26(1) / 4.04(2)	3.92(1) / 4.75(2)	2.63(1) / 3.24(2)	3.42(1) / 4.21(2)	3.82(1) / 4.69(2)
COP					4.39(1) / 3.25(2)	4.29(1) / 3.24(2)	4.08(1) / 3.20(2)	4.30(1) / 3.39(2)	4.24(1) / 3.22(2)	4.20(1) / 3.22(2)
Space heating	Average climate water outlet 55°C	General	SCOP		2.86	2.82	2.92	2.90	2.86	2.96
			ηs (Seasonal space heating efficiency)	%	112	110	114	113	111	115
			Seasonal space heating eff. class		A+					
	Average climate water outlet 35°C	General	SCOP		2.99	3.23	3.29	3.08	3.34	3.33
			ηs (Seasonal space heating efficiency)	%	117	126	129	120	131	130
			Seasonal space heating eff. class		A	A+		A	A+	

Indoor Unit				EHBH	11CBV	16CBV	16CBV	11CBV	16CBV	16CBV
Casing	Colour				White					
	Material				Precoated sheet metal					
Dimensions	Unit	HeightxWidthxDepth		mm	890x480x344					
Weight	Unit			kg	41.0	42.0		41.0	42.0	
Operation range	Heating	Water side	Min.~Max.	°C	10 ~55.0					
	Domestic hot water	Water side	Min.~Max.	°C	25~80					
Sound power level	Nom.			dBA	41.0	44.0		41.0	44.0	
Sound pressure level	Nom.			dBA	27.0	30.0		27.0	30.0	

Outdoor Unit				ERHQ/ERHQ	011BV3	014BV3	016BV3	011BW1	014BW1	016BW1
Dimensions	Unit	HeightxWidthxDepth		mm	1,170x900x320			1,345x900x320		
Weight	Unit			kg	102			108		
Compressor	Quantity				1					
	Type				Hermetically sealed scroll compressor					
Operation range	Cooling		Min.~Max.	°CDB	10.0~46.0					
	Domestic hot water		Min.~Max.	°CDB	-20 ~35					
Refrigerant	Type				R-410A					
	GWP				2,087.5					
	Charge			kg	2.7			3.0	2.95	3.0
	Charge			TCO2Eq	5.6			6.3		
	Control				Expansion valve (electronic type)					
Sound power level	Heating		Nom.	dBA	64		66	64	60	66
	Cooling		Nom.	dBA	64	66	69	64	66	69
Sound pressure level	Heating		Nom.	dBA	49	51	53	51	50	52
	Cooling		Nom.	dBA	50	52	54	50	520	54
Power supply	Name/Phase/Frequency/Voltage			Hz/V	V3/1~/50/230			W1/3N~/50/400		
Current	Recommended fuses			A	32			20		

Outdoor Unit				ERHQ	014BW17
Dimensions	Unit	HeightxWidthxDepth		mm	1,350x900x320
Weight	Unit			kg	108
Compressor	Quantity				1
	Type				Hermetically sealed scroll compressor
Operation range	Cooling		Min.~Max.	°CDB	10.0~46.0
	Domestic hot water		Min.~Max.	°CDB	-20 ~35
Refrigerant	Type				R-410A
	Charge			kg	2.95
	Control				Expansion valve (electronic type)
Sound power level	Heating		Nom.	dBA	60
	Cooling		Nom.	dBA	66.0
Sound pressure level	Heating		Nom.	dBA	50
	Cooling		Nom.	dBA	50
Power supply	Name/Phase/Frequency/Voltage			Hz/V	W1/3N~/50/400
Current	Recommended fuses			A	20

(1) Cooling Ta 35°C - LWE 18°C (DT = 5°C); heating Ta DB/WB 7°C/6°C - LWC 35°C (DT = 5°C) (2) Cooling Ta 35°C - LWE 7°C (DT = 5°C); heating Ta DB/WB 7°C/6°C - LWC 45°C (DT = 5°C)
(3) Contains fluorinated greenhouse gases

Options Daikin Altherma low temperature split wall mounted, floor standing

Type		Material name	Daikin Altherma LT split wall mounted /floor standing	
			4-8kW	11-16kW
Controls	LAN adapter	BRP069A62	•	•
	LAN adapter + PV solar connection	BRP069A61	•	•
	Remote user interface (DE, FR, NL, IT)	EKRUCBL1	•	•
	Remote user interface (EN, ES, EL, PT)	EKRUCBL3	•	•
	Remote user interface (EN, SV, NO, FI)	EKRUCBL2	•	•
	Remote user interface (EN, TR, PL, RO)	EKRUCBL4	•	•
	Remote user interface (DE, CS, SL, SK)	EKRUCBL5	•	•
	Remote user interface (EN, HR, HU, BG)	EKRUCBL6	•	•
	Remote user interface (EN, DE, RU, DA)	EKRUCBL7	•	•
	Simplified user interface	EKRUCBSB	•	•
	Room thermostat (wired)	EKRTWA	•	•
	Room thermostat (wireless)	EKRTR1	•	•
	Centralised controller kit	EKCC-W	•	•
Adapter	Demand PCB	EKRP1AHTA	•	•
	Digital I/O PCB	EKRP1HBAA	•	•
Back-up heater	Back-up heater kit	EKLBUHCB6W1		•
	Booster heater for tank integrated design	EKBSHCA3V3		•
	Bottom plate heater	EKBPHTH16A		•
Drain	Drain kit	EKDK04	•	•
	Drain pan for indoor wall munted	EKHBDPCA2	•	•
	Drain pan for outdoor (excl heater)	EKDP008CA	•	
	Drain pan heater	EKDPH008CA	•	
Filter	Magnetic filter without additives	K.FERNOXTF1	•	•
	Magnetic filter with additive (500ml inhibitor fluid F1)	K.FERNOXTF1FL	•	•
Installation	Bi-zone kit	BZKA7V3	•	•
	Snowcover	EK016SNCA		•
	U-beams for outdoor	EKFT008CA	•	
	UK tank kit	EKVSU260A		•
Sensor	Remote indoor sensor	KRCS01-1B	•	•
	Remote sensor for outdoor	EKRSCA1	•	
	External sensor	EKRTETS	•	•
Others	PC cable	EKPCCAB1	•	•

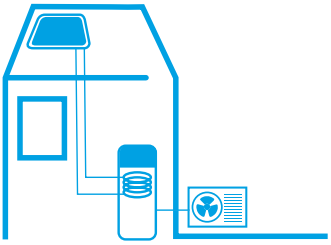

Daikin Altherma low temperature split integrated ECH$_2$O

The Daikin Altherma low temperature split integrated ECH$_2$O is renowned for its ability to maximise renewable energy sources to provide the ultimate comfort in heating, domestic hot water and cooling

Intelligent storage management

› The unit is 'Smart Grid' ready to take advantage of low energy tariffs and efficiently store thermal energy for space heating and domestic hot water
› Continuous heating during defrost mode and use of stored heat for space heating (500l tank only)
› Electronic management of both heat pump and ECH$_2$O thermal store maximises energy efficiency, as well as convenient heating and domestic hot water
› Achieves the highest standards for water sanitation
› Uses more renewable energy with solar connection

Innovative and high-quality tank

› Lightweight plastic tank
› No corrosion, anode, scale or lime deposits
› Contains impact resistant polypropylene inner and outer walls filled with high-grade insulation foam to reduce heat losses to a minimum

Combinable with other heat sources

› The bivalent option allows heat from other sources such as oil, gas or pellet-fired boilers to be stored in the solar system, further lowering energy consumption

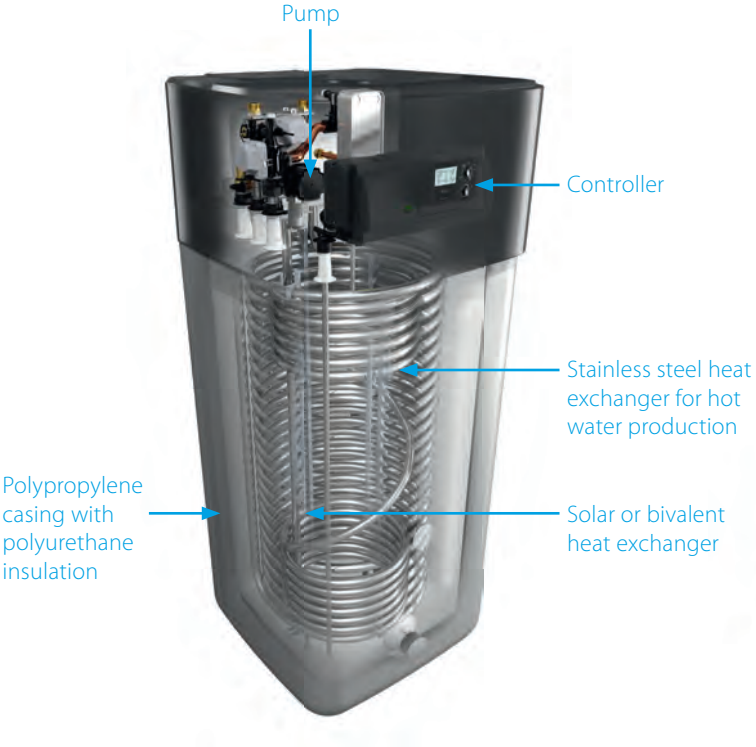

ECH$_2$O thermal store range: additional hot water comfort

Combine your indoor unit with a thermal store to achieve the ultimate comfort at home.
› Fresh water principle: receive domestic hot water on demand while eliminating the risk of contamination and sedimentation
› Optimal domestic hot water performance: the low temperature evolution enables high tapping performance
› Fit for the future: possibility to integrate with renewable solar energy and other heat sources, e.g. fireplace
› Lightweight and robust build of the unit combined with the cascade principle offers flexible installation options

Built for small and large homes, customers can choose between a pressureless and a pressurised hot water system.

Pressureless (drain-back) solar system (EHSH-B, EHSX-B)
› The solar collectors are only filled with water when sufficient heating is provided by the sun
› The pumps in the control and pump unit switch on briefly and fill the collectors with storage tank water
› After filling, water circulation is maintained by the remaining pump

Pressurised solar system (EHSHB-B, EHSXB-B)
› System is filled with heat transfer fluid with the correct amount of antifreeze to avoid freezing in winter
› System is pressurised and sealed

Monthly energy consumption of an average detached house

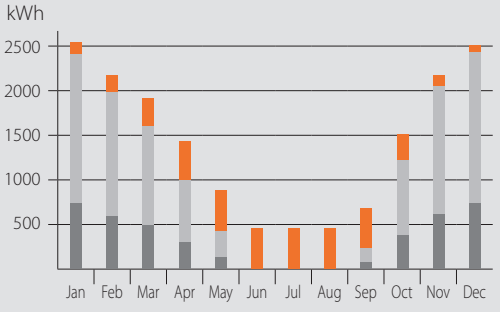

Utilisation of solar energy for domestic hot water and central heating
Heat pump (environmental heat)
Auxiliary energy (electricity)

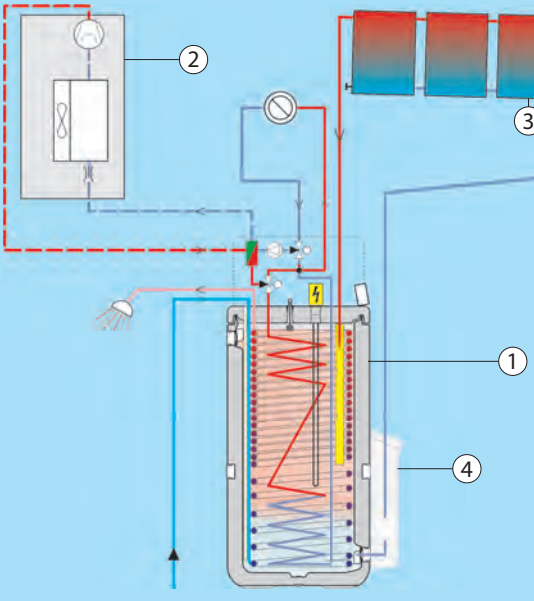

System diagram: Integrated solar unit

1 Use of solar energy for domestic hot water and central heating
2 External heaxt pump unit
3 Solar thermal collectors
4 Solar pump station

Daikin Altherma low temperature split integrated ECH2O

Floor standing air to water heat pump for heating and hot water with thermal solar support

- Integrated solar unit, offering top comfort in heating and hot water
- Maximum use of renewable energy: uses heat pump technology for heating and solar support for space heating and domestic hot water production
- Fresh water principle: hygienic water, with no need for thermal legionella disinfection
- Maintenance-free tank: no corrosion, anode, scale or lime deposits, and no loss of water through safety valve
- Solar support of domestic hot water with pressureless (drain-back) solar system
- Intelligent Heat Store management: continuous heating during defrost mode, and use of stored heat for space heating
- Heat loss is reduced to a minimum thanks to the high quality insulation
- App control possible for managing heating, hot water and cooling operation
- Outdoor unit extracts heat from the outdoor air, even at -25°C
- Possible to connect to photovoltaïc solar panels to provide energy for your heat pum

EHSH04-08P30BA

ERLQ004CV3

ERHQ011-016AA

Efficiency data				EHSH + ERLQ-C	04P30B + 004CV3	08P30B + 006CV3	08P50B + 006CV3	08P30B + 008CV3	08P50B + 008CV3	16P50B + 011CV3	16P50B + 014CV3	16P50B + 016CV3	16P50B + 011CW1	16P50B + 014CW1	16P50B + 016CW1
Heating capacity	Nom.			kW	4.26(1) / 3.47(2) / 4.53(3) / 3.98(4)	5.14(1) / 4.60(2) / 6.06(3) / 5.78(4)		5.53(1) / 5.51(2) / 7.78(3) / 7.27(4)		5.95(1) / 7.74(2) / 11.80(3) / 10.40(4)	8.28(1) / 9.57(2) / 14.81(3) / 13.73(4)	15.34(1) / 14.86(2) / 8.04(3) / 10.05(4)	5.95(1) / 7.74(2) / 11.80(3) / 10.40(4)	8.28(1) / 9.57(2) / 14.81(3) / 13.73(4)	8.04(1) / 10.05(2) / 15.34(3) / 14.86(4)
Power input	Heating	Nom.		kW	0.87(1) / 1.04(2) / 1.49(3) / 0.85(4)	1.30(1) / 1.58(2) / 1.88(3) / 1.26(4)		1.69(1) / 2.04(2) / 1.98(3) / 1.56(4)		2.57(1) / 3.13(2) / 2.43(3) / 2.35(4)	3.42(1) / 4.07(2) / 3.17(3) / 2.93(4)		2.57(1) / 3.13(2) / 2.43(3) / 2.35(4)	3.42(1) / 4.07(2) / 3.17(3) / 2.93(4)	
COP					5.23(1) / 3.84(2) / 2.85(3) / 4.07(4)	4.65(1) / 3.66(2) / 2.73(3) / 3.64(4)		4.60(1) / 3.57(2) / 2.78(3) / 3.54(4)		4.38(1) / 3.32(2) / 2.45(3) / 3.29(4)	4.27(1) / 3.34(2) / 2.58(3) / 3.22(4)	4.10(1) / 3.22(2) / 2.44(3) / 3.15(4)	4.38(1) / 3.32(2) / 2.45(3) / 3.29(4)	4.27(1) / 3.34(2) / 2.58(3) / 3.22(4)	4.10(1) / 3.22(2) / 2.44(3) / 3.15(4)
Space heating	Average climate water outlet 55°C	General	ηs (Seasonal space heating efficiency)	%	130	125		127		125	126	125		126	125
			Seasonal space heating eff. class		A++										
Domestic hot water heating	General	Declared load profile			L		XL	L	XL						
	Average climate	ηwh (water heating efficiency)		%	103	98	102	90	96	83					
		Water heating energy efficiency class			A										

Indoor Unit				EHSH	04P30B	08P30B	08P50B	08P30B	08P50B	16P50B
Casing	Colour				Traffic white (RAL9016) / Dark grey (RAL7011)					
	Material				Impact resistant polypropylene					
Dimensions	Unit	HeightxWidthxDepth		mm	1,945 / 1,890x615x595		1,945 / 1,890x790 x790	1,945 / 1,890x615 x595	1,945 / 1,890x790x790	
Weight	Unit			kg	84		111	84	111	113
Tank	Water volume			l	294		477	294	477	
	Maximum water temperature			°C	85					
Operation range	Heating	Ambient	Min.~Max.	°C	-25~25					-25~35
		Water side	Min.~Max.	°C	15 ~55					
	Domestic hot water	Ambient	Min.~Max.	°CDB	-25~35					
		Water side	Min.~Max.	°C	25~55					
Sound power level	Nom.			dBA	40					
Sound pressure level	Nom.			dBA	28					

Outdoor Unit				ERLQ-C	004CV3	006CV3	008CV3	011CV3	014CV3	016CV3	011CW1	014CW1	016CW1
Dimensions	Unit	HeightxWidthxDepth		mm	735x832x307			1,345x900x320					
Weight	Unit			kg	54	56		113			114		
Compressor	Quantity				1								
	Type				Hermetically sealed swing compressor			Hermetically sealed scroll compressor					
Operation range	Cooling		Min.~Max.	°CDB	10.0~43.0			10.0~46.0					
	Domestic hot water		Min.~Max.	°CDB	-25 ~35			-20 ~35					
Refrigerant	Type				R-410A								
	GWP				2,087.5								
	Charge			kg	1.5	1.6		3.4					
	Charge			TCO2Eq	3.1	3.3		7.1					
	Control				Expansion valve (electronic type)								
Sound power level	Heating		Nom.	dBA	61		62	64		66	64		66
	Cooling		Nom.	dBA	63			64	66	69	64	66	69
Sound pressure level	Heating		Nom.	dBA	48		49	51		52	51		52
	Cooling		Nom.	dBA	48	49	50		52	54	50	52	54
Power supply	Name/Phase/Frequency/Voltage			Hz/V	V3/1~/50/230						W1/3N~/50/400		
Current	Recommended fuses			A	16		20	40			20		

(1) Cooling Ta 35°C - LWE 18°C (DT = 5°C); heating Ta DB/WB 7°C/6°C - LWC 35°C (DT = 5°C) (2) Cooling Ta 35°C - LWE 7°C (DT = 5°C); heating Ta DB/WB 7°C/6°C - LWC 45°C (DT = 5°C)
(3) EW 30°C; LW 35°C; ambient conditions: -7°CDB/-8°CWB (4) EW 30°C; LW 35°C; ambient conditions: 2°CDB/1°CWB (5) Contains fluorinated greenhouse gases

Daikin Altherma low temperature split integrated ECH2O

Floor standing air to water heat pump for bivalent heating and hot water with thermal solar support

- Integrated solar unit, offering top comfort in heating and hot water
- Maximum use of renewable energy: uses heat pump technology for heating and solar support for space heating and domestic hot water production
- Fresh water principle: hygienic water, with no need for thermal legionella disinfection
- Maintenance-free tank: no corrosion, anode, scale or lime deposits, and no loss of water through safety valve
- Bivalent system: combinable with a secondary heat source
- Intelligent Heat Store management: continuous heating during defrost mode, and use of stored heat for space heating
- Heat loss is reduced to a minimum thanks to the high quality insulation
- App control possible for managing heating and hot water operation

EHSHB04-08P30BA

ERLQ004CV3

ERHQ011-016AA

Efficiency data				EHSHB + ERLQ-C	04P30B + 004CV3	08P30B + 006CV3	08P50B + 006CV3	08P30B + 008CV3	08P50B + 008CV3	16P50B + 011CV3	16P50B + 014CV3	16P50B + 016CV3	16P50B + 011CW1	16P50B + 014CW1
Heating capacity	Nom.			kW	4.26(1) / 3.47(2) / 4.53(3) / 3.98(4)	5.14(1) / 4.60(2) / 6.06(3) / 5.78(4)		5.53(1) / 5.51(2) / 7.78(3) / 7.27(4)		5.95(1) / 7.74(2) / 11.80(3) / 10.40(4)	14.81(1) / 13.73(2) / 8.28(3) / 9.57(4)	15.34(1) / 14.86(2) / 8.04(3) / 10.05(4)	5.95(1) / 7.74(2) / 11.80(3) / 10.40(4)	8.28(1) / 9.57(2) / 14.81(3) / 13.73(4)
Power input	Heating	Nom.		kW	0.87(1) / 1.04(2) / 1.49(3) / 0.85(4)	1.30(1) / 1.58(2) / 1.88(3) / 1.26(4)		1.69(1) / 2.04(2) / 1.98(3) / 1.56(4)		2.57(1) / 3.13(2) / 2.43(3) / 2.35(4)	3.42(1) / 4.07(2) / 3.17(3) / 2.93(4)		2.57(1) / 3.13(2) / 2.43(3) / 2.35(4)	3.42(1) / 4.07(2) / 3.17(3) / 2.93(4)
COP					5.23(1) / 3.84(2) / 2.85(3) / 4.07(4)	4.65(1) / 3.66(2) / 2.73(3) / 3.64(4)		4.60(1) / 3.57(2) / 2.78(3) / 3.54(4)		4.38(1) / 3.32(2) / 2.45(3) / 3.29(4)	4.27(1) / 3.34(2) / 2.58(3) / 3.22(4)	4.10(1) / 3.22(2) / 2.44(3) / 3.15(4)	4.38(1) / 3.32(2) / 2.45(3) / 3.29(4)	4.27(1) / 3.34(2) / 2.58(3) / 3.22(4)
Space heating	Average climate water outlet 55°C	General	ηs (Seasonal space heating efficiency)	%	130	125		127		125	126	125		126
			Seasonal space heating eff. class		A++									
Domestic hot water heating	General	Declared load profile			L		XL	L	XL					
	Average climate	ηwh (water heating efficiency)		%	103	98	108	90	99	84				
		Water heating energy efficiency class			A									

Efficiency data				EHSHB + ERLQ-C	16P50B + 016CW1
Heating capacity	Nom.			kW	8.04 / 10.05 / 15.34 / 14.86
Power input	Heating	Nom.		kW	3.42 / 4.07 / 3.17 / 2.93
COP					4.10 / 3.22 / 2.44 / 3.15
Space heating	Average climate water outlet 55°C	General	ηs (Seasonal space heating efficiency)	%	125
			Seasonal space heating eff. class		A++
Domestic hot water heating	General	Declared load profile			XL
	Average climate	ηwh (water heating efficiency)		%	84
		Water heating energy efficiency class			A

Indoor Unit				EHSHB	04P30B	08P30B	08P50B	08P30B	08P50B	16P50B	16P50B	16P50B	16P50B	16P50B
Casing	Colour				Traffic white (RAL9016) / Dark grey (RAL7011)									
	Material				Impact resistant polypropylene									
Dimensions	Unit	HeightxWidthxDepth		mm	1,890x615x595		1,890x790x790	1,890x615x595	1,890x790x790					
Weight	Unit			kg	89		116	89	116	118				
Tank	Water volume			l	294		477	294	477					
	Maximum water temperature			°C	85									
Operation range	Heating	Ambient	Min.~Max.	°C	-25~25					-25~35				
		Water side	Min.~Max.	°C	15 ~55									
	Domestic hot water	Ambient	Min.~Max.	°CDB	-25~35									
		Water side	Min.~Max.	°C	25~55									
Sound power level	Nom.			dBA	40									
Sound pressure level	Nom.			dBA	28									

Outdoor Unit				ERLQ-C	004CV3	006CV3	006CV3	008CV3	008CV3	011CV3	014CV3	016CV3	011CW1	014CW1	016CW1
Dimensions	Unit	HeightxWidthxDepth		mm	735x832x307					1,345x900x320					
Weight	Unit			kg	54	56				113			114		
Compressor	Quantity				1										
	Type				Hermetically sealed swing compressor					Hermetically sealed scroll compressor					
Operation range	Cooling		Min.~Max.	°CDB	10.0~43.0					10.0~46.0					
	Domestic hot water		Min.~Max.	°CDB	-25 ~35					-20 ~35					
Refrigerant	Type				R-410A										
	GWP				2,087.5										
	Charge			kg	1.5	1.6				3.4					
	Charge			TCO2Eq	3.1	3.3				7.1					
	Control				Expansion valve (electronic type)										
Sound power level	Heating		Nom.	dBA	61		62			64		66	64		66
	Cooling		Nom.	dBA	63					64	66	69	64	66	69
Sound pressure level	Heating		Nom.	dBA	48		49			51		52	51		52
	Cooling		Nom.	dBA	48	49	50		52			54	50	52	54
Power supply	Name/Phase/Frequency/Voltage			Hz/V	V3/1~/50/230								W1/3N~/50/400		
Current	Recommended fuses			A	16		20			40			20		

(1) Cooling Ta 35°C - LWE 18°C (DT = 5°C); heating Ta DB/WB 7°C/6°C - LWC 35°C (DT = 5°C) (2) Cooling Ta 35°C - LWE 7°C (DT = 5°C); heating Ta DB/WB 7°C/6°C - LWC 45°C (DT = 5°C)
(3) EW 30°C; LW 35°C; ambient conditions: -7°CDB/-8°CWB (4) EW 30°C; LW 35°C; ambient conditions: 2°CDB/1°CWB (5) Contains fluorinated greenhouse gases

Daikin Altherma low temperature split integrated ECH2O

Floor standing air to water heat pump for heating, cooling and hot water with thermal solar support

- Integrated solar unit, offering top comfort in heating, hot water and cooling
- Maximum use of renewable energy: uses heat pump technology for heating and solar support for space heating and domestic hot water production
- Fresh water principle: hygienic water, with no need for thermal legionella disinfection
- Maintenance-free tank: no corrosion, anode, scale or lime deposits, and no loss of water through safety valve
- Solar support of domestic hot water with pressureless (drain-back) solar system
- Intelligent Heat Store management: continuous heating during defrost mode, and use of stored heat for space heating
- Heat loss is reduced to a minimum thanks to the high quality insulation
- App control possible for managing heating, hot water and cooling operation
- Outdoor unit extracts heat from the outdoor air, even at -25°C
- Possible to connect to photovoltaïc solar panels to provide energy for your heat pump

Efficiency data				EHSX + ERLQ-C		04P30B + 004CV3	08P50B + 006CV3	08P30B + 006CV3	08P30B + 008CV3	08P50B + 008CV3	16P50B + 011CV3	16P50B + 014CV3	16P50B + 016CV3	16P50B + 011CW1	16P50B + 014CW1
Heating capacity	Nom.			kW		4.26(1) / 3.47(2) / 4.53(3) / 3.98(4)	5.14(1) / 4.60(2) / 6.06(3) / 5.78(4)		5.53(1) / 5.51(2) / 7.78(3) / 7.27(4)		5.95(1) / 7.74(2) / 11.80(3) / 10.40(4)	14.81(1) / 13.73(2) / 8.28(3) / 9.57(4)	15.34(1) / 14.86(2) / 8.04(3) / 10.05(4)	5.95(1) / 7.74(2) / 11.80(3) / 10.40(4)	8.28(1) / 9.57(2) / 14.81(3) / 13.73(4)
Cooling capacity	Nom.			kW		4.4(1) / 4.0(2)	5.2(1) / 4.6(2)				15.1(1) / 11.7(2)	16.1(1) / 12.6(2)	16.8(1) / 13.1(2)	15.1(1) / 11.7(2)	16.1(1) / 12.6(2)
Power input	Heating	Nom.		kW		0.87(1) / 1.04(2) / 1.49(3) / 0.85(4)	1.30(1) / 1.58(2) / 1.88(3) / 1.26(4)		1.69(1) / 2.04(2) / 1.98(3) / 1.56(4)		2.57(1) / 3.13(2) / 2.43(3) / 2.35(4)	3.42(1) / 4.07(2) / 3.17(3) / 2.93(4)		2.57(1) / 3.13(2) / 2.43(3) / 2.35(4)	3.42(1) / 4.07(2) / 3.17(3) / 2.93(4)
	Cooling	Nom.		kW		1.05(1) / 1.41(2)	1.43(1) / 1.85(2)				4.55(1) / 4.30(2)	5.44(1) / 5.10(2)	6.18(1) / 5.72(2)	4.55(1) / 4.30(2)	5.44(1) / 5.10(2)
COP						5.23(1) / 3.84(2) / 2.85(3) / 4.07(4)	4.65(1) / 3.66(2) / 2.73(3) / 3.64(4)		4.60(1) / 3.57(2) / 2.78(3) / 3.54(4)		4.38(1) / 3.32(2) / 2.45(3) / 3.29(4)	4.27(1) / 3.34(2) / 2.58(3) / 3.22(4)	4.10(1) / 3.22(2) / 2.44(3) / 3.15(4)	4.38(1) / 3.32(2) / 2.45(3) / 3.29(4)	4.27(1) / 3.34(2) / 2.58(3) / 3.22(4)
EER						4.21(1) / 2.85(2)	3.65(1) / 2.51(2)				3.32(1) / 2.72(2)	2.96(1) / 2.47(2)	2.72(1) / 2.29(2)	3.32(1) / 2.72(2)	2.96(1) / 2.47(2)
Space heating	Average climate water outlet 55°C	General	ηs (Seasonal space heating efficiency)	%		132	126		128			130	127	128	130
			Seasonal space heating eff. class			A++									
Domestic hot water heating	General	Declared load profile				L	XL	L		XL					
	Average climate	ηwh (water heating efficiency)		%		103	102	98	90	96	83				
		Water heating energy efficiency class				A									

Efficiency data				EHSX + ERLQ-C	16P50B + 016CW1
Heating capacity	Nom.			kW	8.04 / 10.05 / 15.34 / 14.86
Cooling capacity	Nom.			kW	16.8 / 13.1
Power input	Heating	Nom.		kW	3.42 / 4.07 / 3.17 / 2.93
	Cooling	Nom.		kW	6.18 / 5.72
COP					4.10 / 3.22 / 2.44 / 3.15
EER					2.72 / 2.29
Space heating	Average climate water outlet 55°C	General	ηs (Seasonal space heating efficiency)	%	127
			Seasonal space heating eff. class		A++
Domestic hot water heating	General	Declared load profile			XL
	Average climate	ηwh (water heating efficiency)		%	83
		Water heating energy efficiency class			A

Indoor Unit				EHSX	04P30B	08P50B	08P30B	08P30B	08P50B	16P50B	16P50B	16P50B	16P50B	16P50B	16P50B
Casing	Colour				Traffic white (RAL9016) / Dark grey (RAL7011)										
	Material				Impact resistant polypropylene										
Dimensions	Unit	HeightxWidthxDepth		mm	1,890x615x595	1,890x790x790	1,890x615x595		1,890x790x790			1,945 / 1,890x790x790	1,890x790x790	1,945 / 1,890x790x790	
Weight	Unit			kg	84	111	84		111	116		113	116	113	
Tank	Water volume			l	294	477	294			477					
	Maximum water temperature			°C	85										
Operation range	Heating	Ambient	Min.~Max.	°C	-25~25					-25~35					
		Water side	Min.~Max.	°C	15 ~55										
	Cooling	Ambient	Min.~Max.	°CDB	10~43							-~-	10~43	-~-	
		Water side	Min.~Max.	°C	5~22					-~-					
	Domestic hot water	Ambient	Min.~Max.	°CDB	-25~35										
		Water side	Min.~Max.	°C	25~55										
Sound power level	Nom.			dBA	40										
Sound pressure level	Nom.			dBA	28										

Outdoor Unit				ERLQ-C	004CV3	006CV3	006CV3	008CV3	008CV3	011CV3	014CV3	016CV3	011CW1	014CW1	016CW1
Dimensions	Unit	HeightxWidthxDepth		mm	735x832x307					1,345x900x320					
Weight	Unit			kg	54	56				113			114		
Compressor	Quantity				1										
	Type				Hermetically sealed swing compressor					Hermetically sealed scroll compressor					
Operation range	Cooling		Min.~Max.	°CDB	10.0~43.0					10.0~46.0					
	Domestic hot water		Min.~Max.	°CDB	-25 ~35					-20 ~35					
Refrigerant	Type				R-410A										
	GWP				2,087.5										
	Charge			kg	1.5	1.6				3.4					
	Charge			TCO2Eq	3.1	3.3				7.1					
	Control				Expansion valve (electronic type)										
Sound power level	Heating		Nom.	dBA	61		62			64		66	64		66
	Cooling		Nom.	dBA	63					64	66	69	64	66	69
Sound pressure level	Heating		Nom.	dBA	48		49			51		52	51		52
	Cooling		Nom.	dBA	48	49	50			52		54	50	52	54
Power supply	Name/Phase/Frequency/Voltage			Hz/V	V3/1~/50/230								W1/3N~/50/400		
Current	Recommended fuses			A	16		20			40			20		

(1) Cooling Ta 35°C - LWE 18°C (DT = 5°C); heating Ta DB/WB 7°C/6°C - LWC 35°C (DT = 5°C) (2) Cooling Ta 35°C - LWE 7°C (DT = 5°C); heating Ta DB/WB 7°C/6°C - LWC 45°C (DT = 5°C)
(3) EW 30°C; LW 35°C; ambient conditions: -7°CDB/-8°CWB (4) EW 30°C; LW 35°C; ambient conditions: 2°CDB/1°CWB (5) Contains fluorinated greenhouse gases

Daikin Altherma low temperature split integrated ECH2O

Floor standing air to water heat pump for bivalent heating, cooling and hot water with thermal solar support

› Bivalent system: combinable with a secondary heat source

Options

	Type	Material name
Controls	Room thermostat RoCon U1	EHS157034
	Gateway RoCon G1 for apps	EHS157056
	Connection kit for MK1	VMK1
Back-up heater	Back-up heater 9kW	EKBU9C
Installation	Heat insulation for hydraulic separator (HWC)	WHWC
	Separator for dirt	SAS1
	Separator - hydraulic	HWC
Sensor	External sensor	EKRTETS
	Outdoor sensor for Rocon Controller	RoCon OT1
Others	Mixer module RoCon M1	EHS157068

EHSXB04-08P30BA

ERLQ004CV3

ERHQ011-016AA

Efficiency data				EHSXB + ERLQ-C	04P30B + 004CV3	08P30B + 006CV3	08P50B + 006CV3	08P30B + 008CV3	08P50B + 008CV3	16P50B + 011CV3	16P50B + 014CV3	16P50B + 016CV3	16P50B + 011CW1	16P50B + 014CW1
Heating capacity	Nom.			kW	4.26(1) / 3.47(2) / 4.53(3) / 3.98(4)	5.14(1) / 4.60(2) / 6.06(3) / 5.78(4)		5.53(1) / 5.51(2) / 7.78(3) / 7.27(4)		5.95(1) / 7.74(2) / 11.80(3) / 10.40(4)	14.81(1) / 13.73(2) / 8.28(3) / 9.57(4)	15.34(1) / 14.86(2) / 8.04(3) / 10.05(4)	5.95(1) / 7.74(2) / 11.80(3) / 10.40(4)	8.28(1) / 9.57(2) / 14.81(3) / 13.73(4)
Cooling capacity	Nom.			kW	4.4(1) / 4.0(2)	5.2(1) / 4.6(2)				15.1(1) / 11.7(2)	16.1(1) / 12.6(2)	16.8(1) / 13.1(2)	15.1(1) / 11.7(2)	16.1(1) / 12.6(2)
Power input	Heating	Nom.		kW	0.87(1) / 1.04(2) / 1.49(3) / 0.85(4)	1.30(1) / 1.58(2) / 1.88(3) / 1.26(4)		1.69(1) / 2.04(2) / 1.98(3) / 1.56(4)		2.57 / 3.13 / 2.43 / 2.35	3.42(1) / 4.07(2) / 3.17(3) / 2.93(4)		2.57(1) / 3.13(2) / 2.43(3) / 2.35(4)	3.42(1) / 4.07(2) / 3.17(3) / 2.93(4)
	Cooling	Nom.		kW	1.05(1) / 1.41(2)	1.43(1) / 1.85(2)				4.55(1) / 4.30(2)	5.44(1) / 5.10(2)	6.18(1) / 5.72(2)	4.55(1) / 4.30(2)	5.44(1) / 5.10(2)
COP					5.23(1) / 3.84(2) / 2.85(3) / 4.07(4)	4.65(1) / 3.66(2) / 2.73(3) / 3.64(4)		4.60(1) / 3.57(2) / 2.78(3) / 3.54(4)		4.38(1) / 3.32(2) / 2.45(3) / 3.29(4)	4.27(1) / 3.34(2) / 2.58(3) / 3.22(4)	4.10(1) / 3.22(2) / 2.44(3) / 3.15(4)	4.38(1) / 3.32(2) / 2.45(3) / 3.29(4)	4.27(1) / 3.34(2) / 2.58(3) / 3.22(4)
EER					4.21(1) / 2.85(2)	3.65(1) / 2.51(2)				3.32(1) / 2.72(2)	2.96(1) / 2.47(2)	2.72(1) / 2.29(2)	3.32(1) / 2.72(2)	2.96(1) / 2.47(2)
Space heating	Average climate water outlet 55°C	General	ηs (Seasonal space heating efficiency)	%	132	126		128			130	127	128	130
			Seasonal space heating eff. class		A++									
Domestic hot water heating	General	Declared load profile			L		XL	L	XL					
	Average climate	ηwh (water heating efficiency)		%	103	98	108	90	99	84				
		Water heating energy efficiency class			A									

Efficiency data				EHSXB + ERLQ-C	16P50B + 016CW1
Heating capacity	Nom.			kW	8.04 / 10.05 / 15.34 / 14.86
Cooling capacity	Nom.			kW	16.8 / 13.1
Power input	Heating	Nom.		kW	3.42 / 4.07 / 3.17 / 2.93
	Cooling	Nom.		kW	6.18 / 5.72
COP					4.10 / 3.22 / 2.44 / 3.15
EER					2.72 / 2.29
Space heating	Average climate water outlet 55°C	General	ηs (Seasonal space heating efficiency)	%	127
			Seasonal space heating eff. class		A++
Domestic hot water heating	General	Declared load profile			XL
	Average climate	ηwh (water heating efficiency)		%	84
		Water heating energy efficiency class			A

Indoor Unit				EHSXB	04P30B	08P30B	08P50B	08P30B	08P50B	16P50B	16P50B	16P50B	16P50B	16P50B	16P50B
Casing	Colour				Traffic white (RAL9016) / Dark grey (RAL7011)										
	Material				Impact resistant polypropylene										
Dimensions	Unit	HeightxWidthxDepth		mm	1,890x615x595		1,890x790x790	1,890x615x595		1,890x790x790					
Weight	Unit			kg	89		116	89	116	118					
Tank	Water volume			l	294		477	294		477					
	Maximum water temperature			°C	85										
Operation range	Heating	Ambient	Min.~Max.	°C	-25~25					-25~35					
		Water side	Min.~Max.	°C	15 ~55										
	Cooling	Ambient	Min.~Max.	°CDB	10~43										
		Water side	Min.~Max.	°C	5~22					-~-					
	Domestic hot water	Ambient	Min.~Max.	°CDB	-25~35										
		Water side	Min.~Max.	°C	25~55										
Sound power level	Nom.			dBA	40										
Sound pressure level	Nom.			dBA	28										

Outdoor Unit				ERLQ-C	004CV3	006CV3	006CV3	008CV3	008CV3	011CV3	014CV3	016CV3	011CW1	014CW1	016CW1
Dimensions	Unit	HeightxWidthxDepth		mm	735x832x307					1,345x900x320					
Weight	Unit			kg	54	56				113			114		
Compressor	Quantity				1										
	Type				Hermetically sealed swing compressor					Hermetically sealed scroll compressor					
Operation range	Cooling		Min.~Max.	°CDB	10.0~43.0					10.0~46.0					
	Domestic hot water		Min.~Max.	°CDB	-25 ~35					-20 ~35					
Refrigerant	Type				R-410A										
	GWP				2,087.5										
	Charge			kg	1.5	1.6				3.4					
	Charge			TCO2Eq	3.1	3.3				7.1					
	Control				Expansion valve (electronic type)										
Sound power level	Heating		Nom.	dBA	61		62		64		66	64		66	
	Cooling		Nom.	dBA	63				64	66	69	64	66	69	
Sound pressure level	Heating		Nom.	dBA	48		49		51		52	51		52	
	Cooling		Nom.	dBA	48	49	50		52	54	50	52	54		
Power supply	Name/Phase/Frequency/Voltage			Hz/V	V3/1~/50/230							W1/3N~/50/400			
Current	Recommended fuses			A	16		20		40			20			

(1) Cooling Ta 35°C - LWE 18°C (DT = 5°C); heating Ta DB/WB 7°C/6°C - LWC 35°C (DT = 5°C) (2) Cooling Ta 35°C - LWE 7°C (DT = 5°C); heating Ta DB/WB 7°C/6°C - LWC 45°C (DT = 5°C)
(3) EW 30°C; LW 35°C; ambient conditions: -7°CDB/-8°CWB (4) EW 30°C; LW 35°C; ambient conditions: 2°CDB/1°CWB (5) Contains fluorinated greenhouse gases

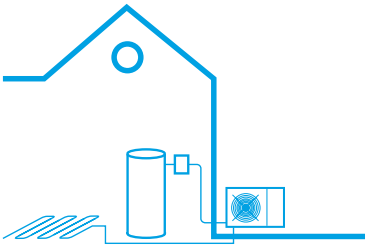

Daikin Altherma low temperature monobloc

The reversible air-to-water monobloc system is the ideal system for users that have limited installation space inside. Delivering cutting-edge performance within the market's smallest outdoor unit, Daikin Altherma low temperature monobloc offers heating and cooling, with an optional connection to provide domestic hot water

A simple solution

The monobloc system combines all the features of heating and cooling (with optional domestic hot water) into one unit

› Quiet and space-saving design that's easy to commission and install
› All hydraulic components are combined into one outdoor unit
› Frost protection and insulation prevent ice build up and protect hydraulic parts. Reliable operation is guaranteed, even with outdoor temperatures as low as -25°C
› Combine with an ECH$_2$O thermal store to provide thermal support

The 5-7 kW range of Daikin Altherma

› Special casing reduces the risk for ice formation on the outdoor unit coil
› Free hanging coil ensures no ice buildup on the lower part of the outdoor unit
› No electrical bottom plate heater is required
› Discharge grille design avoids ice accumulation

Easy installation

› Sealed refrigerant means there is no need for refrigerant handling or F-gas qualifications
› Key hydraulic parts reduce the risk of installation errors and need for external parts such as expansion vessel, pump or isolation valves
› Fewer components lower the installation time and help maximise profits on the job

Year-round reliability

› Delivers higher heating capacity at low ambient temperatures (less than 10% drop off in heating capacity at -2°C)
› Flow temperatures up to 55°C
› Free hanging coil minimises frost buildup
› Reliable operation is guaranteed, even with outdoor temperatures as low as -25°C
› Equipped with optional backup heater

The 11-16 kW range of Daikin Altherma

› Hot gas pass: hot gaseous refrigerant coming from the compressor runs through the bottom plate to keep the base free of ice and keep drain holes open
› Sub-cool pass: Before the refrigerant pipe is split by the distributor to the hairpins, the refrigerant passes through the bottom of the coil to the keep lower part free of ice accumulation

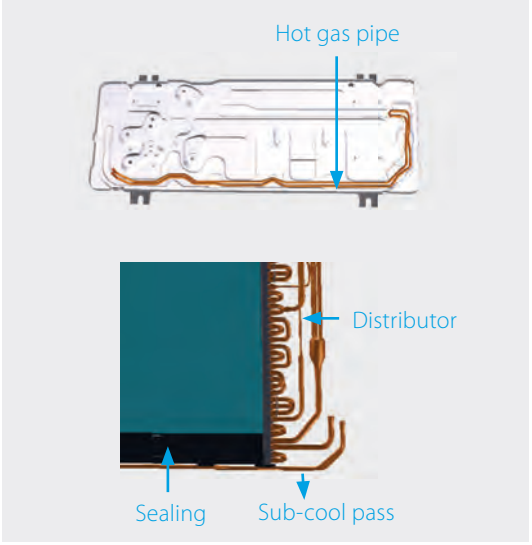

ECH$_2$0 thermal store range

Additional hot water comfort

Combine your monobloc with a thermal store to achieve the ultimate comfort at home.
› Fresh water principle: receive domestic hot water on demand while eliminating the risk of contamination and sedimentation
› Optimal domestic hot water performance: the low temperature evolution enables high tapping performance
› Fit for the future: possibility to integrate with renewable solar energy and other heat sources, e.g. fireplace
› Lightweight and robust build of the unit combined with the cascade principle offers flexible installation options

Fore more info, see p. 90

Stainless steel and enameled tanks

If the end user only requires hot water, a separate tank can be connected (either stainless steel or enameled).

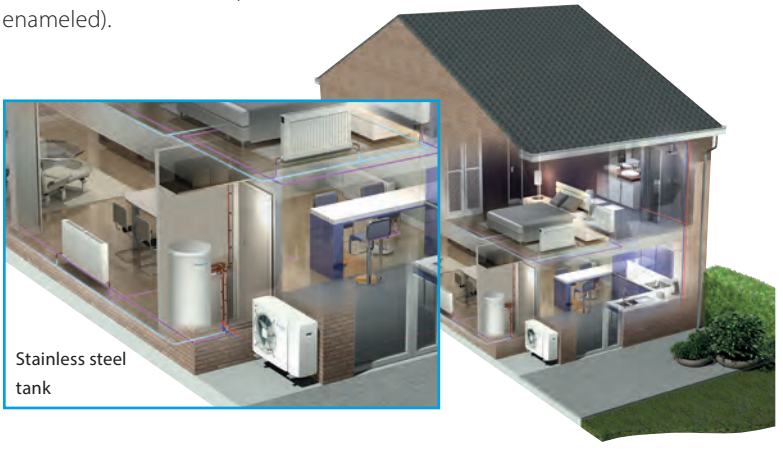

Daikin Altherma low temperature monobloc

Reversible air to water monobloc system, ideal when indoor space is limited

- Compact reversible monobloc for space heating & cooling with optional domestic hot water
- Compact heating only monobloc for space heating with optional domestic hot water
- Fuss-free installation : only water connections required
- Reliable operation even when -25°C outside thanks to frost protection features such as free hanging coil
- COP up to 5 with typical annual efficiencies up to 300%

E(D/B)LQ-CV3

Single Unit				EBLQ/EDLQ	05CV3	07CV3	05CV3	07CV3
Space heating	Average climate water outlet 55°C	General	ηs (Seasonal space heating efficiency)	%	125			
			SCOP		3.20	3.22	3.20	3.22
			Seasonal space heating eff. class		A++			
	Average climate water outlet 35°C	General	ηs (Seasonal space heating efficiency)	%	172	163	172	163
			SCOP		4.39	4.14	4.39	4.14
			Seasonal space heating eff. class		A++			
Heating capacity	Nom.			kW	4.40(1) / 4.03(2)	7.00(1) / 6.90(2)	4.40(1) / 4.03(2)	7.00(1) / 6.90(2)
Cooling capacity	Nom.			kW	3.88(1) / 3.99(2)	5.20(1) / 5.15(2)	-	
Power input	Cooling	Nom.		kW	0.950(1) / 1.93(2)	1.37(1) / 2.69(2)	-	
	Heating	Nom.		kW	0.880(1) / 1.13(2)	1.55(1) / 2.45(2)	0.880(1) / 1.13(2)	1.55(1) / 2.02(2)
COP					5.00(1) / 3.58(2)	4.52(1) / 3.42(2)	5.00(1) / 3.58(2)	4.52(1) / 3.42(2)
EER					4.07(1) / 2.07(2)	3.80(1) / 2.10(2)	-	
Dimensions	Unit	HeightxWidthxDepth		mm	735x1,090x350			
Weight	Unit			kg	76.0	80.0	76.0	80.0
Operation range	Heating	Water side	Min.~Max.	°C	15 ~55.0			
	Cooling	Ambient	Min.~Max.	°CDB	10.0~43.0		-~-	
		Water side	Min.~Max.	°C	5.00 ~22.0		-~-	
	Domestic hot water	Ambient	Min.~Max.	°CDB	-25.0 ~35.0			
		Water side	Min.~Max.	°C	25~80		25~80	
Refrigerant	Type				R-410A			
	GWP				2,088			
	Charge			kg	1.30	1.45	1.30	1.45
	Charge			TCO2Eq	2.714	3.027	2.714	3.027
	Control				Expansion valve (electronic type)			
Sound power level	Heating	Nom.		dBA	61	62	61	62
	Cooling	Nom.		dBA	63.0		-	
Sound pressure level	Heating	Nom.		dBA	48	49	48	49
	Cooling	Nom.		dBA	48	50	-	

Wiring centre				EKCB07CV3	EK2CB07CV3
Casing	Colour			White	
	Material			Precoated sheet metal	
Dimensions	Unit	HeightxWidthxDepth	mm	360x340x97.0	
Weight	Unit		kg	4.00	

Back-up heater kit				EKMBUHC3V3	EKMBUHC9W1
Casing	Colour			White	
	Material			Precoated sheet metal	
Dimensions	Unit	HeightxWidthxDepth	mm	560x250x210	
Weight	Unit		kg	11.0	13.0

(1) Cooling Ta 35°C - LWE 18°C (DT = 5°C); heating Ta DB/WB 7°C/6°C - LWC 35°C (DT = 5°C) (2) Cooling Ta 35°C - LWE 7°C (DT = 5°C); heating Ta DB/WB 7°C/6°C - LWC 45°C (DT = 5°C)
(3) Contains fluorinated greenhouse gases

Daikin Altherma low temperature monobloc

Reversible air to water monobloc system, ideal when indoor space is limited

- Single phase reversible monobloc
- Three phase reversible monobloc
- Energy efficient heating and cooling system based on air to water heat pump technology
- Outdoor unit extracts heat from the outdoor air, even at -25°C
- Low energy bills and low CO2 emissions
- Eco-label certified
- H2O piping between outdoor unit and indoor heat emitters
- Inverter controlled scroll compressor
- Built-in electric back-up heater as additional heating during extremely cold outdoor temperature
- Possible to combine with domestic hot water

ED(B)L(H)Q_F_daikin altherma

						EBLQ						EBHQ					
						6V3			6W1			6V3			6W1		
Single Unit						**011BB**	**014BB**	**016BB**	**011BB**	**014BB**	**016BB**	**011BB**	**014BB**	**016BB**	**011BB**	**014BB**	**016BB**
Space heating	Average climate water outlet 55°C	General	ηs (Seasonal space heating efficiency)		%	105		101	107	110	111	105		101	107	110	111
			SCOP			2.70	2.71	2.60	2.75	2.82	2.85	2.70	2.71	2.60	2.75	2.82	2.85
			Seasonal space heating eff. class			A+											
	Average climate water outlet 35°C	General	ηs (Seasonal space heating efficiency)		%	129	130	123	129	130	127	129	130	123	129	130	127
			SCOP			3.30	3.32	3.15	3.30	3.31	3.25	3.30	3.32	3.15	3.30	3.31	3.25
			Seasonal space heating eff. class			A+											
Heating capacity	Nom.				kW	11.2 (1) / 10.9(2)	14.0 (1) / 13.1(2)	16.0 (1) / 15.1(2)	11.2 (1) / 10.9(2)	14.0 (1) / 13.1(2)	16.0 (1) / 15.1(2)	11.2 (1) / 10.9(2)	14.0 (1) / 13.1(2)	16.0 (1) / 15.1(2)	11.2 (1) / 10.9(2)	14.0 (1) / 13.1(2)	16.0 (1) / 15.1(2)
Cooling capacity	Nom.				kW	12.9 (1) / 10.0(2)	16.0 (1) / 12.5(2)	16.7 (1) / 13.1(2)	12.9 (1) / 10.0(2)	16.0 (1) / 12.5(2)	16.7 (1) / 13.1(2)	12.9 (1) / 10.0(2)	16.0 (1) / 12.5(2)	16.7 (1) / 13.1(2)	12.9 (1) / 10.0(2)	16.0 (1) / 12.5(2)	16.7 (1) / 13.1(2)
Power input	Cooling	Nom.			kW	3.87 (1) / 3.69(2)	5.75 (1) / 5.39(2)	6.36 (1) / 5.93(2)	3.87 (1) / 3.69(2)	5.40 (1) / 5.06(2)	6.15 (1) / 5.75(2)	3.87 (1) / 3.69(2)	5.75 (1) / 5.39(2)	6.36 (1) / 5.93(2)	3.87 (1) / 3.69(2)	5.40 (1) / 5.06(2)	6.15 (1) / 5.75(2)
	Heating	Nom.			kW	2.56 (1) / 3.31(2)	3.29 (1) / 4.01(2)	3.88 (1) / 4.71(2)	2.60 (1) / 3.21(2)	3.30 (1) / 4.07(2)	3.81 (1) / 4.66(2)	2.56 (1) / 3.31(2)	3.29 (1) / 4.01(2)	3.88 (1) / 4.71(2)	2.60 (1) / 3.21(2)	3.30 (1) / 4.07(2)	3.81 (1) / 4.66(2)
COP						4.38 (1) / 3.28(2)	4.25 (1) / 3.27(2)	4.12 (1) / 3.20(2)	4.31 (1) / 3.38(2)	4.24 (1) / 3.22(2)	4.20 (1) / 3.23(2)	4.38 (1) / 3.28(2)	4.25 (1) / 3.27(2)	4.12 (1) / 3.20(2)	4.31 (1) / 3.38(2)	4.24 (1) / 3.22(2)	4.20 (1) / 3.23(2)
EER						3.32 (1) / 2.71(2)	2.78 (1) / 2.32(2)	2.63 (1) / 2.21(2)	3.32 (1) / 2.71(2)	2.96 (1) / 2.47(2)	2.72 (1) / 2.28(2)	3.32 (1) / 2.71(2)	2.78 (1) / 2.32(2)	2.63 (1) / 2.21(2)	3.32 (1) / 2.71(2)	2.96 (1) / 2.47(2)	2.72 (1) / 2.28(2)
Dimensions	Unit	HeightxWidthxDepth			mm	1,418x1,435x382											
Weight	Unit				kg	180											
Hydraulic component	Back-up heater current	Type				6V3			6W1			6V3			6W1		
		Power supply	Phase/Frequency/Voltage		Hz/V	1~/50/230			3~/50/400			1~/50/230			3~/50/400		
Operation range	Heating	Ambient	Min.~Max.		°CWB	-20~40			-30~40			-20~40					
		Water side	Min.~Max.		°C	15 ~55.0											
	Cooling	Ambient	Min.~Max.		°CDB	10.0~46.0											
		Water side	Min.~Max.		°C	5.00~22.0											
	Domestic hot water	Ambient	Min.~Max.		°CDB	-20.0~43.0			-25.0~43.0			-15.0~43.0					
		Water side	Min.~Max.		°C	25~80											
Refrigerant	Type					R-410A											
	GWP					2,087.5											
	Charge				kg	3.0											
	Charge				TCO2Eq	6.2											
	Control					Expansion valve (electronic type)											
Sound power level	Heating	Nom.			dBA	60	70		60	70		60	70		60	70	
	Cooling	Nom.			dBA	65.0	66.0	69.0	65.0	66.0	69.0	65.0	66.0	69.0	65.0	66.0	69.0
Sound pressure level	Heating	Nom.			dBA	50											
	Cooling	Nom.			dBA	50											
Compressor component	Main power supply	Name/Phase/Frequency/Voltage			Hz/V	V3/1~/50/230			W1/3N~/50/400			V3/1~/50/230			W1/3N~/50/400		

(1) Cooling Ta 35°C - LWE 18°C (DT = 5°C); heating Ta DB/WB 7°C/6°C - LWC 35°C (DT = 5°C) (2) Cooling Ta 35°C - LWE 7°C (DT = 5°C); heating Ta DB/WB 7°C/6°C - LWC 45°C (DT = 5°C)
(3) 15°C-25°C: BUH only, no heat pump operation = during commissioning (4) Contains fluorinated greenhouse gases

Daikin Altherma low temperature monobloc

Heating only air to water monobloc system, ideal when indoor space is limited

- Three phase heating only monobloc
- Single phase heating only monobloc
- Outdoor unit extracts heat from the outdoor air, even at -25°C
- Energy efficient heating only system based on air to water heat pump technology
- Low energy bills and low CO2 emissions
- Eco-label certified
- H2O piping between outdoor unit and indoor heat emitters
- Inverter controlled scroll compressor
- Built-in electric back-up heater as additional heating during extremely cold outdoor temperature
- Possible to combine with domestic hot water

ED(B)L(H)Q_F_daikin altherma

Single Unit				EDLQ/EDHQ	011BB6V3	014BB6V3	016BB6V3	011BB6W1	014BB6W1	016BB6W1
Space heating	Average climate water outlet 55°C	General	ηs (Seasonal space heating efficiency)	%	105		101	107	110	111
			SCOP		2.70	2.71	2.60	2.75	2.82	2.85
			Seasonal space heating eff. class		A+					
	Average climate water outlet 35°C	General	ηs (Seasonal space heating efficiency)	%	129	130	123	129	130	127
			SCOP		3.30	3.32	3.15	3.30	3.31	3.25
			Seasonal space heating eff. class		A+					
Heating capacity	Nom.			kW	11.2 (1) / 10.9(2)	14.0 (1) / 13.1(2)	16.0 (1) / 15.1(2)	11.2 (1) / 10.9(2)	14.0 (1) / 13.1(2)	16.0 (1) / 15.1(2)
Power input	Heating	Nom.		kW	2.56 (1) / 3.31(2)	3.29 (1) / 4.01(2)	3.88 (1) / 4.71(2)	2.60 (1) / 3.21(2)	3.30 (1) / 4.07(2)	3.81 (1) / 4.66(2)
COP					4.38 (1) / 3.28(2)	4.25 (1) / 3.27(2)	4.12 (1) / 3.20(2)	4.31 (1) / 3.38(2)	4.24 (1) / 3.22(2)	4.20 (1) / 3.23(2)
Dimensions	Unit	HeightxWidthxDepth		mm	1,418x1,435x382					
Weight	Unit			kg	180					
Hydraulic component	Back-up heater current	Type			6V3			6W1		
		Power supply	Phase/Frequency/Voltage	Hz/V	1~/50/230			3~/50/400		
Operation range	Heating	Ambient	Min.~Max.	°CWB	-20~40			-30~40		
		Water side	Min.~Max.	°C	15 ~55.0					
	Domestic hot water	Ambient	Min.~Max.	°CDB	-20.0~43.0			-25.0~43.0		
		Water side	Min.~Max.	°C	25~80					
Refrigerant	Type				R-410A					
	GWP				2,087.5					
	Charge			kg	3.0					
	Charge			TCO2Eq	6.2					
	Control				Expansion valve (electronic type)					
Sound power level	Heating	Nom.		dBA	60	70		60	70	
Sound pressure level	Heating	Nom.		dBA	50					
Compressor component	Main power supply	Name/Phase/Frequency/Voltage		Hz/V	V3/1~/50/230			W1/3N~/50/400		

(1) Cooling Ta 35°C - LWE 18°C (DT = 5°C); heating Ta DB/WB 7°C/6°C - LWC 35°C (DT = 5°C) (2) Cooling Ta 35°C - LWE 7°C (DT = 5°C); heating Ta DB/WB 7°C/6°C - LWC 45°C (DT = 5°C)
(3) 15°C-25°C: BUH only, no heat pump operation = during commissioning (4) Contains fluorinated greenhouse gases

Type		Material name	Daikin Altherma LT monobloc	
			5-7 kW	11-16 kW
Controls	LAN adapter	BRP069A62	•	
	LAN adapter + PV solar connection	BRP069A61	•	
	Remote user interface (DE, FR, NL, IT)	EKRUCBL1	•	
	Remote user interface (EN, ES, EL, PT)	EKRUCBL3	•	
	Remote user interface (EN, SV, NO, FI)	EKRUCBL2	•	
	Remote user interface (EN, TR, PL, RO)	EKRUCBL4	•	
	Remote user interface (DE, CS, SL, SK)	EKRUCBL5	•	
	Remote user interface (EN, HR, HU, BG)	EKRUCBL6	•	
	Remote user interface (EN, DE, RU, DA)	EKRUCBL7	•	
	Simplified user interface	EKRUCBSB	•	
	Room thermostat (wired)	EKRTWA	•	•
	Room thermostat (wireless)	EKRTR1	•	•
Adapter	Digital I/O PCB	EKRP1HBAA		•
Back-up heater	Back-up heater monobloc	EKMBUHBA6V3	•	
	Bottom plate heater	EKBPHTH16A		•
Drain	Drain kit	EKDK04		•
Installation	Outdoor unit guard	K.CG750S	•	
	Outdoor unit guard small (H750xW1050xD460) **(UK only)**	K.CGS	•	
	Outdoor unit guard medium (H1150xW1150xD650) **(UK only)**	K.CGM	•	
	Outdoor unit guard large (H1450xW1150xD650) **(UK only)**	K.CGL	•	
	Additional front/back plate for outdoor unit guard K.CG7505	K.CG750FPS	•	
	Additional front/back plate for outdoor unit guard K.CGM **(UK only)**	K.CGFPM	•	
	Additional front/back plate for outdoor unit guard K.CGL **(UK only)**	K.CGFPL	•	
	Base plate for outdoor unit guard K.CG7505	K.CG750BPML	•	
	Base plate for high mounted guard	K.CGBPML	•	
	Condensate drip tray 1100mm	K.DT2	•	
	Condensate drip tray 800mm **(UK only)**	K.DT1	•	
	Fixings for steel drip tray to flexi feet	K.DTFB	•	
	Flexi foot narrow	K.FF600ASN	•	
	Flexi foot standard	K.FF600S	•	
	Flexible hose 500mm	K.HOSE500	•	
	Flexible hose 750mm	K.HOSE750	•	
	Flexible hose 750mm with elbow	K.HOSE750EL	•	
	Part guard to cover exposed side coil	K.CGSIDE	•	
	Through wall instulation sleeve kit	K.SLEEVE	•	
	Wall brackets - stainless steel (250 kg, 660 mm long)	K.CWBXLSS	•	
	Wall brackets - stainless steel (90 kg, 500 mm long) **(UK only)**	K.CWB90SS	•	
	Wall brackets - stainless steel (140 kg, 540 mm long) **(UK only)**	K.CWBLSS	•	
	Wall brackets (250 kG, 660mm long)	K.CWBXL	•	
	Wall brackets (90 kg, 500mm long) **(UK only)**	K.CWB90-2	•	
	Wall brackets (140 kG, 540mm long) **(UK only)**	K.CWB140-2	•	
Sensor	External sensor	EKRTETS	•	•
Others	Cable	EKCOMCAB1	•	

Daikin Altherma high temperature

Why choose a Daikin Altherma high temperature split

The Daikin Altherma high temperature split is the perfect heating solution to upgrade an old heating and hot water system to achieve more cost savings and energy efficiency, without replacing the existing piping and radiators

Comfort

Best for renovation projects

Air-to-water high temperature heat pumps are ideal for renovations and replacing old boilers. Daikin Altherma high temperature split's compact design requires minimal installation space and integrates seamlessly with your existing piping and radiators. Minimal installation ensures you can enjoy the energy efficiency of a heat pump without having to replace your entire system.

- Easy replacement: reuse existing piping/radiators
- Reduced installation time
- Limited installation space needed as the indoor unit and domestic hot water tank can be stacked together
- No need to change existing radiators and piping as water temperatures can be increased up to 80°C for heating and domestic hot water use

Whether your customer wants only domestic hot water or the advantage of solar energy, Daikin offers a wide range of options, including:

Stainless steel domestic hot water tank

The domestic hot water tank can be stacked on top of the indoor unit to save space, or installed next to each other if space is available.

- Available in 200 or 250 litres
- Efficient temperature heating: from 10°C – 50°C in only 60 minutes*

*Test completed with a 16 kW outdoor unit at ambient temperature of 7°C for a 200 litre tank

Non-stacked Stacked

ECH$_2$O thermal store: hot water savings with solar energy

Combine the Daikin Altherma heat pump with a thermal store to reduce energy costs by taking advantage of the sun's renewable energy. Built for small and large homes, customers can choose from a pressureless or pressurised hot water system.

Energy efficiency

Powered by renewable energy

Powered by **65% renewable energy** extracted from the air and 35% electricity, our Daikin Altherma high temperature heat pump provides heating and hot water with A+ energy efficiency.

Reliability

The Daikin Altherma high temperature split optimises its technology to deliver reliable year-round comfort, even in the most extreme climates.

- 11-15 kW capacities
- Low running costs and optimum comfort at even the coldest outdoor temperatures, thanks to the unique cascade compressor approach
- Works with existing high temperature radiators up to 80°C without an additional backup heater

Cascade technology

High performance heating in 3 steps to achieve 80°C water temperature without using an additional backup heater

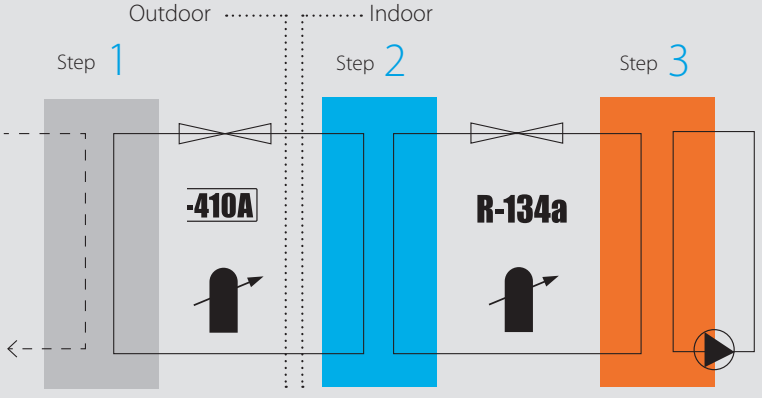

1 **The outdoor unit** extracts heat from the ambient outdoor air. This heat is transferred to the indoor unit via R-410A refrigerant

2 The **indoor unit** increases the temperature with R-134a refrigerant

3 The **refrigerant circuit** transfers the heat to the water in the system

EKHBRD-ADV1/EKHBRD-ADY1 +
ERRQ-AV1/ERSQ-AY1/ERRQ-AY1/ERSQ-AY1

Daikin Altherma high temperature split

Floor standing heating only air to water heat pump combinable with existing radiators

- Energy efficient heating only system based on air to water heat pump technology
- Single phase floor standing indoor unit up to 16kW
- Three phase floor standing indoor unit up to 16kW
- High temperature application: up to 80°C without electric heater
- Easy replacement of existing boiler, without changing heating pipes
- Combinable with high temperature radiators
- Low energy bills and low CO2 emissions
- Inverter controlled scroll compressor

ERRQ-AAV1 EKHBRD_AD_AA

Efficiency data				EKHBRD + ERRQ	011ADV1 + 011AV1	014ADV1 + 014AV1	016ADV1 + 016AV1	011ADY1 + 011AY1	014ADY1 + 014AY1	016ADY1 + 016AY1
Space heating	Average climate water outlet 55°C	General	SCOP		2.65	2.66	2.61	2.65	2.66	2.61
			ηs (Seasonal space heating efficiency)	%	103	104	102	103	104	102
			Seasonal space heating eff. class		A+					
	Average climate water outlet 35°C	General	SCOP		2.70	2.81	2.88	2.70	2.81	2.88
			ηs (Seasonal space heating efficiency)	%	105	110	112	105	110	112
			Seasonal space heating eff. class		C	B		C	B	
Heating capacity	Nom.			kW	11.3(1) / 11.0(2)/ 11.2(3)	14.5(1) / 14.0(2)/ 14.4(3)	16.0(1) / 16.0(2)/ 16.0(3)	11.3(1) / 11.0(2)/ 11.2(3)	14.5(1) / 14.0(2)/ 14.4(3)	16.0(1) / 16.0(2)/ 16.0(3)
Power input	Heating	Nom.		kW	3.80(1) / 4.40(2)/ 2.67(3)	5.02(1) / 5.65(2)/ 3.87(3)	5.86(1) / 6.65(2)/ 4.31(3)	3.80(1) / 4.40(2)/ 2.67(3)	5.02(1) / 5.65(2)/ 3.87(3)	5.86(1) / 6.65(2)/ 4.31(3)
COP					2.97(1) / 2.50(2)/ 4.20(3)	2.89(1) / 2.48(2)/ 3.72(3)	2.73(1) / 2.41(2)/ 3.72(3)	2.97(1) / 2.50(2)/ 4.20(3)	2.89(1) / 2.48(2)/ 3.72(3)	2.73(1) / 2.41(2)/ 3.72(3)

Indoor Unit				EKHBRD	011ADV1	014ADV1	016ADV1	011ADY1	014ADY1	016ADY1
Casing	Colour				Metallic grey					
	Material				Precoated sheet metal					
Dimensions	Unit	HeightxWidthxDepth		mm	705x600x695					
Weight	Unit			kg	144			147		
Operation range	Heating	Ambient	Min.~Max.	°C	-20.0 / 0.00 ~20					
		Water side	Min.~Max.	°C	25~80.0					
	Domestic hot water	Water side	Min.~Max.	°C	25~80					
Refrigerant	Type				R-134a					
	Charge			kg	2.60					
	Charge			TCO2Eq	3,718.000					
	GWP				1,430					
Sound pressure level	Nom.			dBA	43.0 / 46.0 / 0.00 / 0.00	45.0 / 46.0 / 0.00 / 0.00	46.0 / 46.0 / 0.00 / 0.00	43.0 / 46.0 / 0.00 / 0.00	45.0 / 46.0 / 0.00 / 0.00	46.0 / 46.0 / 0.00 / 0.00
	Night quiet mode	Level 1		dBA	40 / 0 / 0	43 / 0 / 0	45 / 0 / 0	40 / 0 / 0	43 / 0 / 0	45 / 0 / 0

Outdoor Unit				ERRQ	011AV1	014AV1	016AV1	011AY1	014AY1	016AY1
Dimensions	Unit	HeightxWidthxDepth		mm	1,345x900x320					
Weight	Unit			kg	120					
Compressor	Quantity				1					
	Type				Hermetically sealed scroll compressor					
Operation range	Heating		Min.~Max.	°CWB	-20~20					
	Domestic hot water		Min.~Max.	°CDB	-20~35					
Refrigerant	Type				R-410A					
	GWP				2,087.5					
	Charge			kg	4.5					
	Charge			TCO2Eq	9.4					
	GWP				2,087.5					
Sound power level	Heating		Nom.	dBA	68	69	71	68	69	71
Sound pressure level	Heating		Nom.	dBA	52	53	55	52	53	55
Power supply	Name/Phase/Frequency/Voltage			Hz/V	V1/1~/50/220-240			Y1/3~/50/380-415		
Current	Recommended fuses			A	25			16		

(1) Cooling Ta 35°C - LWE 18°C (DT = 5°C); heating Ta DB/WB 7°C/6°C - LWC 35°C (DT = 5°C) (2) Cooling Ta 35°C - LWE 7°C (DT = 5°C); heating Ta DB/WB 7°C/6°C - LWC 45°C (DT = 5°C)
(3) EW 30°C; LW 35°C; ambient conditions: -7°CDB/-8°CWB (4) EW 30°C; LW 35°C; ambient conditions: 2°CDB/1°CWB (5) Contains fluorinated greenhouse gases

Type		Material name
Controls	Remote user interface	EKRUAHTB
	Room thermostat (wired)	EKRTWA
	Room thermostat (wireless)	EKRTR1
	Standard protocol interface for HT and Flex Type	RTD-W
	Centralised controller kit	EKCC-W
Adapter	Demand PCB	EKRP1AHTA
	Digital I/O PCB	EKRP1HBAA
Back-up heater	Back-up heater for HT 1~	EKBUHAA6V3
	Back-up heater for HT 3~	EKBUHAA6W1
	Bottom plate heater	EKBPHTH16A
Installation	UK tank kit	EKUHWHTA
	Stand alone kit	EKFMAHTB
Sensor	External sensor	EKRTETS
Valve	Refrigerant stop valves	EKRSVHTA
Others	Compatibility kit 1	EKMKHT1A
	Compatibility kit 2	EKMKHT2A

Daikin Altherma hybrid heat pump

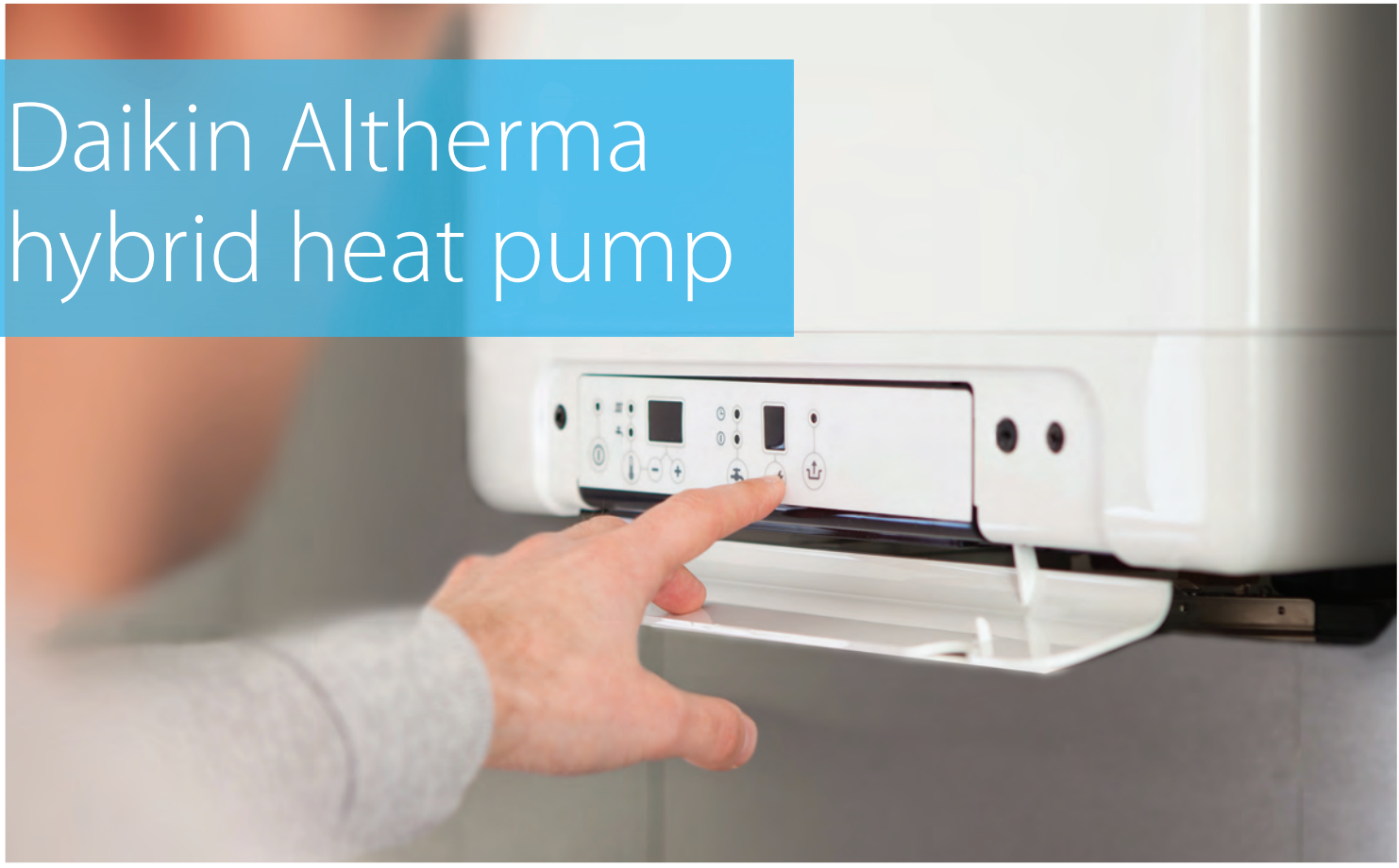

Why choose a Daikin Altherma hybrid heat pump

The Daikin Altherma hybrid heat pump is the ideal solution to replace your old gas boiler.

Comfort

Heating

A Daikin Altherma hybrid heat pump automatically determines the most economic and energy efficient heating combination

- **Heat pump operation:** the best available technology for optimising running costs at moderate outdoor temperatures
- **Hybrid operation:** both the gas boiler and heat pump operate simultaneously to deliver the ultimate comfort for your customer
- **Gas operation:** when outdoor temperatures drastically drop, the unit will automatically switch to gas operation mode

Illustration of an average European climate

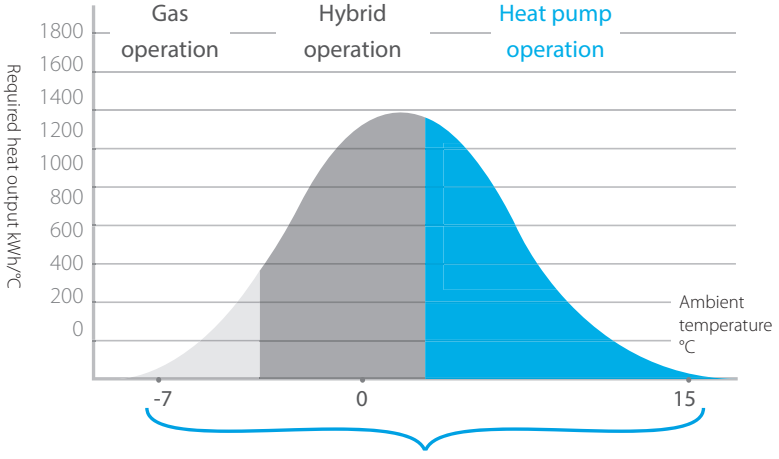

+ 35% efficiency
(space heating) compared to condensing boiler

- Heat load: 14 kW
- 70% heat pump output
- 30% gas boiler output

Heat load = the capacity of the space heating system required to maintain comfortable indoor temperatures at any time

Required heat output = heat load x n° of occuring hours per year

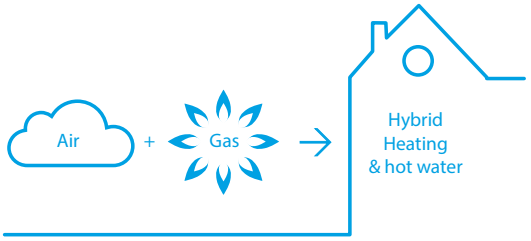

Hot water
The gas condensing boiler's dual heat exchanger increases hot water efficiency by up to 15% when compared with traditional gas boilers

Cooling
Incorporate cooling for a total solution that integrates seamlessly with underfloor heating or radiators

Quick and easy installation
As the heat pump indoor unit and gas condensing boiler are delivered as separate units, they are easier to handle, operate and install

Investment benefits
› Combines with existing radiators; reducing the cost and disruption of installations
› Coverage of heat loads up to 27 kW makes this unit ideal for renovation applications
› Possible to connect to photovoltaïc solar panels to optimise self-consumption of the electiricy produced



Heat pump outdoor unit

Heat pump indoor unit

A++ Energy efficiency

The ideal combination
Depending on the outdoor temperature, energy prices and the internal heat load, the Daikin Altherma hybrid heat pump smartly chooses between the heat pump and/or the gas boiler, possibly in simultaneous operation, and always selects the most economic operation mode.

Supported by renewable energy
When working in heat pump mode, the system is powered by renewable energy extracted from the air and can achieve up to **A++ energy efficiency**.

Hot water produced with gas condensing technology
Unique dual heat exchanger increases efficiency up to 15% compared to traditional gas boilers

› Cold tap water flows directly into the heat exchanger
› Optimal and continuous condensing of the flue gases during domestic hot water preparation

Reliability

› Low investment cost with no need to replace existing piping and radiators
› Low running costs for heating and domestic hot water
› Compact dimensions
› Ideal for renovation applications
› Easy and fast installation



Replacing a gas boiler with a Daikin Altherma hybrid heat pump means saving on running costs for both space heating and domestic hot water supply.

A running costs comparison is made below based on parameters for a typical Belgian winter. As a result of the hybrid principle, the most cost-efficient operation will be used no matter the ambient outdoor temperature.

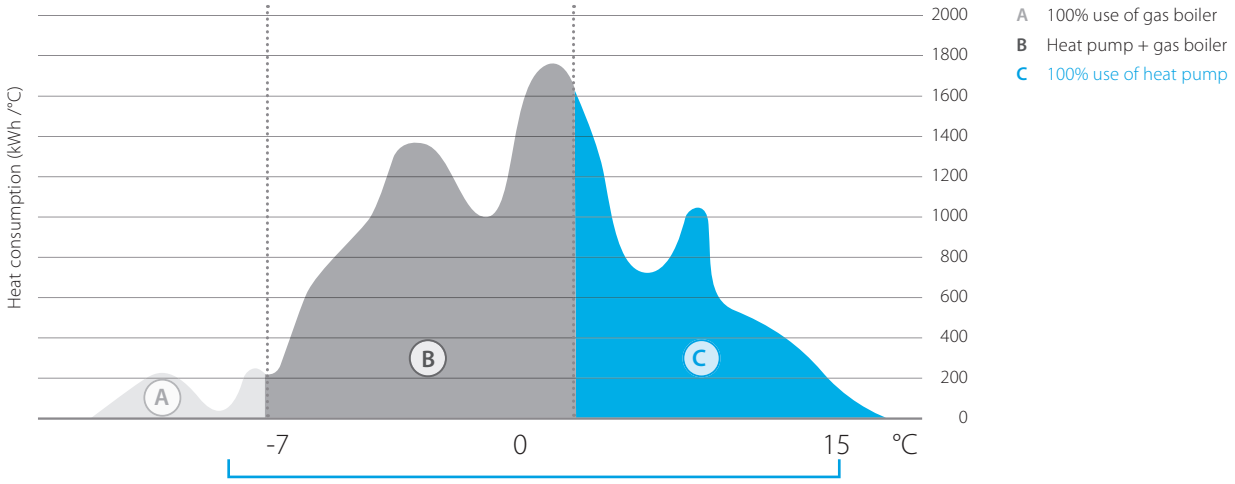

+35% efficiency (space heating) compared to existing condensing gas boiler

	Daikin altherma hybrid heat pump	New gas condensing boiler	Existing gas condensing boiler
		Space heating	
Energy supplied by HP	12,800 kWh		
HP efficiency	3.64 Scop		
Energy supplied by gas boiler	6,700 kWh	19,500 kWh	19,500 kWh
Space heating efficiency	90%	90%	75%
Running costs	1,220 €	1,520 €	1,820 €
		DHW HEATING	
Energy supplied by gas boiler*	3,000 kWh	3,000 kWh	3,000 kWh
DHW heating efficiency*	90%	80%	65 %
Running costs*	230 €	260 €	320 €
		TOTAL	
Running costs	1,450 €	1,780 €	2,140 €

* for combi-boiler, no separate domestic hot water tank

Conditions

Heat load	16 kW
Design temperature	-8°C
Space heating off temperature	16°C
Maximum water temperature	60°C
Minimum water temperature	38°C
Gas price	0.070 €/kWh
Electricity price (day)	0.237 €/kWh
Electricity price (night)	0.152 €/kWh
Total space heating requirement	19,500 kWh
Total DHW heating requirement (4 persons)	3,000 kWh

Yearly savings: for space heating and domestic hot water

-19%	versus new gas condensing boiler	330 €/year
-32%	versus existing gas condensing boiler	690 €/year

Daikin Altherma hybrid heat pump

Hybrid technology combining gas and air to water heat pump for heating and hot water

- Daikin Altherma hybrid heat pump combines air-to-water heat pump technology with gas condensing technology
- Heating only wall mounted indoor unit of air-to-water heat pump
- Heating and cooling wall mounted indoor unit of air-to-water heat pump
- Depending on outdoor temperature, energy prices and internal heat load, Daikin Altherma hybrid heat pump always selects the most economical mode to operate
- Low investment cost: no need to replace the existing radiators (up to 80°C) and pipe work
- Provides sufficient heat in renovation applications as all heat loads are covered up to 32kW
- Easy and fast installation thanks to the compact dimensions and quick interconnections

Efficiency data					EHYHBH05AV32 + EVLQ05CV3	EHYHBH08AV32 + EVLQ08CV3	EHYHBX08AV3 + EVLQ08CV3
Space heating	Average climate water outlet 55°C	General	SCOP		3.28	3.24	3.29
			ηs (Seasonal space heating efficiency)	%	128	127	129
			Seasonal space heating eff. class		A++		
Domestic hot water heating	General	Declared load profile			XL		
	Average climate	ηwh (water heating efficiency)		%	95.8		
		Water heating energy efficiency class			A		
Heating capacity	Nom.			kW	4.40(1) / 4.03(2)	7.40(1) / 6.89(2)	7.40(1) / 6.89(2)
Cooling capacity	Nom.			kW	-		6.86(1) / 5.36(2)
Power input	Heating	Nom.		kW	0.870(1) / 1.13(2)	1.66(1) / 2.01(2)	1.66(1) / 2.01(2)
	Cooling	Nom.		kW	-		2.01(1) / 2.34(2)
COP					5.04(1) / 3.58(2)	4.45(1) / 3.42(2)	4.45(1) / 3.42(2)
EER					-		3.42(1) / 2.29(2)

Indoor unit (Hydrobox & Boiler)					EHYHBH05AV32	EHYHBH08AV32	EHYHBX08AV3	EHYKOMB33AA2	EHYKOMB33AA3
Central heating	Heat input Qn (net calorific value)	Nom	Min/Max	kW	-			6.2 / 7.6	7.6 /22.1 / 27.0 / 27.0
	Output Pn at 80/60°C	Min/Nom		kW	-			6.7 / 8.2	8.2 /21.8 / 26.6 / 26.6
	Efficiency	Net calorific value		%	-			98 / 107	
	Operation range	Min/Max		°C	-			15 /80	
Domestic hot water	Output	Min/Nom		kW	-			7.6/32.7	
	Water flow	Rate	Nom	l/min	-			9.0 / 15.0	
	Operation range	Min/Max		°C	-			40/65	
Gas	Connection	Diameter		mm	-			15	
	Consumption (G20)	Min/Max		m^3/h	-			0.78/3.39	
	Consumption (G25)	Min/Max		m^3/h	-			0.90/3.93	
	Consumption (G31)	Min/Max		m^3/h	-			0.30/1.29	
Supply air	Connection			mm	-			100	
	Concentric				-			1	
Flue gas	Connection			mm	-			60	
Casing	Colour				White			White - RAL9010	
	Material				Precoated sheet metal			Precoated sheet metal	
Dimensions	Unit	HeightxWidth xDepth	Casing	mm	902x450x164			710x450x240	
Weight	Unit	Empty		kg	30.0	31.2		36	
Power supply	Phase/Frequency/Voltage			Hz/V	-			1~/50/230	
Electrical power consumption	Max.			W	-			55	
	Standby			W	-			2	
Operation range	Heating	Ambient	Min.~Max.	°C	-25 ~25			-	
		Water side	Min.~Max.	°C	25 ~55			-	
	Cooling	Ambient	Min.~Max.	°CDB	-~-		10 ~43	-	
		Water side	Min.~Max.	°C	-~-		5 ~22	-	

Outdoor unit				EVLQ05CV3	EVLQ08CV3
Dimensions	Unit	HeightxWidthxDepth	mm	735x832x307	
Weight	Unit		kg	54	56
Compressor	Quantity			1	
	Type			Hermetically sealed swing compressor	
Operation range	Heating	Min.~Max.	°CWB	-25~25	
Refrigerant	Type			R-410A	
	GWP			2,088	
	Charge		kg	1.5	1.6
	Charge		TCO2Eq	3.0	3.3
	GWP			2,088	
Sound power level	Heating	Nom.	dBA	61	62
Sound pressure level	Heating	Nom.	dBA	48	49
Power supply	Name/Phase/Frequency/Voltage		Hz/V	V3/1~/50/230	
Current	Recommended fuses		A	16	20

(1) Ta DB/WB 7°C/6°C - LWC 35°C (DT = 5°C) (2) Condition: Ta DB/WB 7°C/6°C - LWC 45°C (Dt=5°C) (3) Cooling Ta 35°C - LWE 18°C (DT = 5°C); heating Ta DB/WB 7°C/6°C - LWC 35°C (DT = 5°C)
(4) Cooling Ta 35°C - LWE 7°C (DT = 5°C); heating Ta DB/WB 7°C/6°C - LWC 45°C (DT = 5°C)

Daikin Altherma hybrid heat pump

+ multi

The Daikin Altherma hybrid heat pump can also be combined with an air-to-air multi system to provide optimal cooling. Easily installed and managed via an app on a smartphone or tablet, the Daikin Altherma hybrid heat pump + multi is an all-in-one system for heating, cooling and hot water purposes.

→ Multi features

- ☑ Equipped with Bluevolution technology
- ☑ 3, 4 and 5 ports for multi outdoor units
- ☑ Combinable with different Split & Sky Air indoor units:
  One port can be used for hot water production

Control with Daikin Online Controller app

BLUEVOLUTION

	Hybrid heat pump		Wall mounted												Concealed ceiling								Floor stainding			Round flow cassette			Fully flat cassette				Ceiling suspended			Concealed floor standing			
	CHYHBH-AV32		FTXJ-MW/S				CTXM-M	FTXM-M							FDXM-F3				FBA-A				FVXM-F			FCAG-A			FFA-A				FHA-A			FNA-A			
Connectable indoor units	05	08	20	25	35	50	15	20	25	35	42	50	60	71	25	35	50	60	25	35	50	60	25	35	50	35	50	60	25	35	50	60	35	50	60	25	35	50	60
3MXM52N	●		●	●	●	●	●	●	●	●	●	●			●	●	●		●	●	●		●	●	●	●	●		●	●	●		●	●		●	●	●	
3MXM68N	●		●	●	●	●	●	●	●	●	●	●	●		●	●	●	●	●	●	●	●	●	●	●	●	●	●	●	●	●	●	●	●	●	●	●	●	●
4MXM68N	●		●	●	●	●	●	●	●	●	●	●	●		●	●	●	●	●	●	●	●	●	●	●	●	●	●	●	●	●	●	●	●	●	●	●	●	●
4MXM80N	●	●	●	●	●	●	●	●	●	●	●	●	●	●	●	●	●	●	●	●	●	●	●	●	●	●	●	●	●	●	●	●	●	●	●	●	●	●	●
5MXM90N	●	●	●	●	●	●	●	●	●	●	●	●	●	●	●	●	●	●	●	●	●	●	●	●	●	●	●	●	●	●	●	●	●	●	●	●	●	●	●

Efficiency data					CHYHBH05AV32 /3MXM52N	CHYHBH05AV32 /3MXM68N	CHYHBH05AV32 /4MXM68N	CHYHBH05AV32 /4MXM80N	CHYHBH08AV32 /4MXM80N	CHYHBH05AV32 /5MXM90N	CHYHBH08AV32 /5MXM590N
Heating capacity	Nom.			kW	4.41 (1)	4.50 (1)			6.78 (1)	4.50 (1)	6.78 (1)
COP					4.49 (1)	3.91 (1)		4.04 (1)	4.17 (1)	4.04 (1)	4.17 (1)
Pump					51.80 (1)						
Seasonal efficiency	Domestic hot water heating	General	Declared load profile		XL						
		Average climate	ηwh (water heating efficiency)	%	96						
Water heating energy efficiency class					A						

(1) DB/WB 7°C/6°C - LWC 35°C (DT=5°C), boiler bypassed

Indoor Unit (Hydrobox)					CHYHBH05AV32	CHYHBH08AV32
Casing	Colour				White	
	Material				Precoated sheet metal	
Dimensions	Unit	HeightxWidthxDepth		mm	902x450x164	
Weight	Unit			kg	30.0	
Operation range	Heating	Ambient	Min.~Max.	°C	-15 ~24	
		Water side	Min.~Max.	°C	25 ~50	

Indoor unit (Boiler)					EHYKOMB33AA2/AA3
Central heating	Heat input Qn (net calorific value)	Nom	Min/Max	kW	6.2 / 7.6 / 7.6 /22.1 / 27.0 / 27.0
	Output Pn at 80/60°C	Min/Nom		kW	6.7 / 8.2 / 8.2 /21.8 / 26.6 / 26.6
	Efficiency	Net calorific value		%	98 / 107
	Operation range	Min/Max		°C	15 /80
Domestic hot water	Output	Min/Nom		kW	7.6/32.7
	Water flow	Rate	Nom	l/min	9.0 / 15.0
	Operation range	Min/Max		°C	40/65
Gas	Connection	Diameter		mm	15
	Consumption (G20)	Min/Max		m^3/h	0.78/3.39
	Consumption (G25)	Min/Max		m^3/h	0.90/3.93
	Consumption (G31)	Min/Max		m^3/h	0.30/1.29
Supply air	Connection			mm	100
	Concentric				1
Flue gas	Connection			mm	60
Casing	Colour				White - RAL9010
	Material				Precoated sheet metal
Dimensions	Unit	HeightxWidthxDepth	Casing	mm	710x450x240
Weight	Unit	Empty		kg	36
Power supply	Phase/Frequency/Voltage			Hz/V	1~/50/230
Electrical power consumption	Max.			W	55
	Standby			W	2

Outdoor unit					3MXM52N	3MXM68N	4MXM68N	4MXM80N	5MXM90N
Dimensions	Unit	HeightxWidthxDepth		mm	734x958x340				
Weight	Unit			kg	57	62	63	67	68
Sound power level	Cooling			dBA	59	61	61		64
	Heating			dBA	59	61	61		64
Sound pressure level	Cooling	Nom.		dBA	46	48	48	49	52
	Heating	Nom.		dBA	47	48	48	49	52
Operation range	Cooling	Ambient	Min.~Max.	°CDB	-10~46				
	Heating	Ambient	Min.~Max.	°CWB	-15~18				
Refrigerant	Type				R-32				
	GWP				675				
	Charge			kg/TCO2Eq	1.80/1.2	2.00/1.4	2.00/1.4	2.40/1.6	
Piping connections	Liquid	OD		mm	6.35				
	Gas	OD		mm	9.5				
	Piping length	OU - IU	Max.	m	25				
	Additional refrigerant charge			kg/m	0.02 (for piping length exceeding 30m)				
	Level difference	IU - OU	Max.	m	15				
Power supply	Phase/Frequency/Voltage			Hz/V	1~/50/220-240				
Current - 50Hz	Maximum fuse amps (MFA)			A	30				

Options

	Type	Material name
Controls	LAN adapter	BRP069A62
	LAN adapter + PV solar connection	BRP069A61
	Remote user interface (DE, FR, NL, IT)	EKRUCBL1
	Remote user interface (EN, ES, EL, PT)	EKRUCBL3
	Remote user interface (EN, SV, NO, FI)	EKRUCBL2
	Remote user interface (EN, TR, PL, RO)	EKRUCBL4
	Remote user interface (DE, CS, SL, SK)	EKRUCBL5
	Remote user interface (EN, HR, HU, BG)	EKRUCBL6
	Remote user interface (EN, DE, RU, DA)	EKRUCBL7
	Simplified user interface	EKRUCBSB
	Room thermostat (wired)	EKRTWA
	Room thermostat (wireless)	EKRTR1
	Heat meter (EHYHBH* only)	K.HEATMET
Drain	Drain pan for reversible H/B	EKHYDP1
Installation	Cover plate 35	EKHY093467
	Installation jig	EKHYMNT1
Sensor	External sensor	EKRTETS
Valve	Valve kit for connection to 3rd party tank with built-in thermotat	EKHY3PART2
	Valve kit for connection to 3rd party tank with sensor pocket	EKHY3PART
Propane set	Propane set	EKHY075787

	Type	Material name
Flue gas connections	Adapter Flex-Fixed PP 100	EKFGP6316
	Adapter Flex-Fixed PP 130	EKFGS0252
	Chimney Connection 60/100	EKFGP4678
	Chimney Connection 60/100	EKFGP4678
	Chimney Connection 80/125	EKFGP4828
	Chimney Connection 60/10 Air Intake Dn. 80 C83	EKFGV1101
	Chimney Top PP 100 incl. Flue Pipe	EKFGP5497
	Chimney Top PP 130 incl. Flue Pipe	EKFGP5197
	Concentric connection Ø 80/125	EKHY090717
	Connector Flex-Flex PP 100	EKFGP6325
	Connector Flex-Flex PP 130	EKFGP6366
	Connector Flex-Flex PP 80	EKFGP6324
	Connection set 60/10-60 Flue/Air intake Dn. 80 C53	EKFGV1102
	Eccentric connnection Ø 80	EKHY090707
	Eccentric connnection Ø 80	EKHY090707
	Elbow PP/ALU 80/125 90°	EKFGP4810
	Elbow PP/GLV 60/100 30°	EKFGP4664
	Elbow PP/GLV 60/100 45°	EKFGP4661
	Elbow PP/GLV 60/100 90°	EKFGP4660
	Elbow PP/GLV 80/125 30°	EKFGP4814
	Elbow PP MB-AIR 80 90°	EKFGW4085
	Elbow PP BM-AIR 80 45°	EKFGW4086
	Extension Flex PP 100 L=10 M	EKFGP6346
	Extension Flex PP 100 L=15 M	EKFGP6349
	Extension Flex PP 100 L=25 M	EKFGP6347
	Extension Flex PP 130 L=30 M	EKFGS0250
	Extension Flex PP 80 L=10 M	EKFGP6340
	Extension Flex PP 80 L=15 M	EKFGP6344
	Extension Flex PP 80 L=25 M	EKFGP6341
	Extension Flex PP 80 L=50 M	EKFGP6342
	Extension PP 60x500	EKFGP5461
	Extension PP/GLV 60/100 x 1000mm	EKFGP4652
	Extension PP/GLV 60/100 x 500mm	EKFGP4651
	Extension PP/GLV 80/125 x 10000mm	EKFGP4802
	Extension PP/GLV 80/125 x 500mm	EKFGP4801
	Extension P BM-Air 80x500	EKFGW4001
	Extension P BM-Air 80x1000	EKFGW4002
	Extension P BM-Air 80x2000	EKFGW4004
	Filling loop set	EKFL1AA
	Flex 100-60 + Support Elbow	EKFGP6354
	Flex 130-60 + Support Elbow	EKFGS0257
	Flex Kit PP Dn.60-80	EKFGP1856
	Flex Kit PP Dn.8	EKFGP2520
	Flue Deflector 60 (UK Only)	EKFGP1295
	Flue gas non-return flap	EKFGF1A
	Gas conversion kit from G20 to G25	EKPS076227
	Inspection Elbow Plus PP/ALU 80/125 90° EPDM	EKFGP4820
	Meas. Tee with Inspection Panel PP/GLV 60/100	EKFGP4667
	Plume Managment Kit 60 (UK Only)	EKFGP1294
	PMK Elbow 60 45° (2 pcs) (UK Only)	EKFGP1285
	PMK Elbow 60 90 (UK Only)	EKFGP1284
	PMK Extension 60 L=1000 incl. breaket (UK Only)	EKFGP1286
	Roof Terminal PP/GLV 60/100 AR460	EKFGP6837
	Roof Terminal PP/GLV 80/125 AR300 Ral-9011	EKFGP6864
	Spacer PP 80-100	EKFGP6333
	Support Breaket Top Inox Dn.100	EKFGP6337
	Support Breaket Top Inox Dn.130	EKFGP6353
	Tee Flex 100 Boiler Connectionset 1	EKFGP6368
	Tee Flex 130 Boiler Connectionset 1	EKFGP6215
	Thermistor recirculator	EK TH2
	Wall Bracket Dn.100	EKFGP4481
	Wall Bracket Dn.100	EKFGP4631
	Wall Terminal Kit low profile PP/GLV 60/100	EKFGP1293
	Wall Terminal Kit low profile PP/GLV 60/100	EKFGP297 7
	Wall Terminal Kit PP/GLV 60/100	EKFGP2978
	Wall Terminal Kit PP/GLV 60/100	EKFGP1292
	Wall Terminal Kit PP/GLV 80/125	EKFGW6359
	Wall Terminal Kit low profile PP/GLV 60/100 (UK only)	EKFGP1299
	Weather Slate Flat Alu 60/100	EKFGP6940
	Weather Slate Flat Alu 60/100 0°-15°	EKFGP1296
	Weather Slate Flat Alu 80/125	EKFGW5333
	Weather Slate Flat Alu 80/125 0°-15°	EKFGP1297
	Weather Slate Steep Pb/GLV 60/100 18°-22°	EKFGS0518
	Weather Slate Steep Pb/GLV 60/100 23°-27°	EKFGS0519
	Weather Slate Steep Pb/GLV 60/100 43°-47°	EKFGS0523
	Weather Slate Steep Pb/GLV 60/100 48°-52°	EKFGS0524
	Weather Slate Steep Pb/GLV 60/100 53°-57°	EKFGS0525
	Weather Slate Steep Pb/GLV 80/125 18°-22°	EKFGT6300
	Weather Slate Steep Pb/GLV 80/125 23°-27°	EKFGT6301
	Weather Slate Steep Pb/GLV 80/125 43°-47°	EKFGT6305
	Weather Slate Steep Pb/GLV 80/125 48°-52°	EKFGT6306
	Weather Slate Steep Pb/GLV 80/125 53°-57°	EKFGT6307
	Weather Slate Steep PF 60/100 25°-45°	EKFGP7910
	Weather Slate Steep PF 80/125 25°-45° Ral-9011	EKFGP7909

Daikin Altherma ground source heat pump

Why choose a Daikin Altherma ground source heat pump

The Daikin Altherma ground source heat pump uses stable geothermal energy and Daikin's inverter heat pump technology to deliver heating and hot water in all climates.

728mm x 600mm x 1800mm

Comfort

Simple solution for installers

Quick and easy installation

› Full integration of the heat pump module and factory-fitted domestic hot water tank reduces installation time
› Pipework connections are placed on the top of the unit for accessibility
› Lightweight unit is easy to transport and install

Compact design

› No larger than an average household appliance, the unit's sleek design fits neatly in any standard room
› Requires only 10 mm of side clearance

Energy efficiency

Powered by **80% renewable energy** extracted from the ground and 20% electricity, our Daikin Altherma ground source heat pump provides heating and hot water with **A++ energy efficiency**.

Equipped with our signature inverter technology

Our Daikin inverter efficiently controls the unit's motor speed and reduces energy consumption by up to 30%. Rather than expending additional energy by starting and stopping, the inverter adjusts the speed of the motor so that it runs continuously and more efficiently in the long run.

› Increases brine temperatures during partial load operation
› Reduces backup heater operation to a minimum
› Reaches high operating efficiencies during partial load operation

Case study

Typical application:

- Location: Sweden
- Design temperature: -17°C
- Heat load: 13kW
- Heating off temperature: 16°C

Operation ON/OFF unit
Partial load condition - ON/OFF

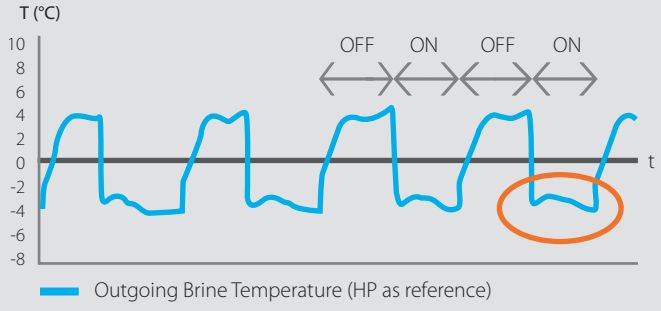

Operation Daikin unit
Partial load condition - Inverter controlled

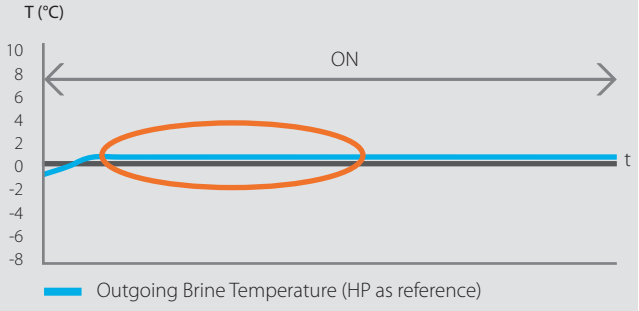

Reliability

For new homes and large-scale renovations

By extracting energy from below the Earth's surface, ground source heat pumps are extremely reliable, even in the coldest climates. Ground temperatures remain fairly stable throughout the year, making it an ideal renewable energy source.

Reliable climate control

Ground source heat pumps horizontally and vertically extract renewable energy from the heat in the ground. The installation requires land area, but significantly reduces your carbon footprint and helps you save on energy costs in the long run.

Horizontal probe


Vertical probe

Case study

Typical Nordic climate application with standard heat load:

- Location: Sweden
- Design temperature: -17°C
- Heat load: 12 kW

1 **Full load operation with additional electric assistance** (if required)
The heat load is higher than the maximum heating capacity

2 **Partial load operation**
The heat load is lower than the maximum heating capacity and higher than the minimum heating capacity
This is the optimal operation zone

3 **On/Off operation**
The heat load is below the minimum heating capacity and the unit will go into on/off mode to deliver the required capacity

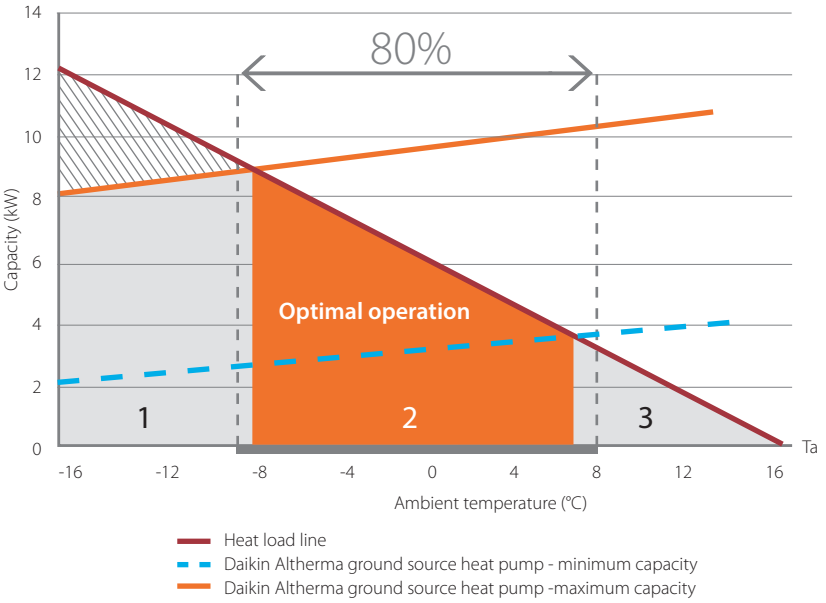

In a Nordic climate, around 80% of the required heat output must be delivered in an ambient temperature range between -9°C and 8°C (indicated by the orange zone on the graph). To deliver a high seasonal Coefficient of Performance (COP), it is crucial to have high operating efficiencies for this ambient temperature range because a majority of the required heat must be delivered within this range.

The Daikin Altherma ground source heat pump almost completely covers the relevant ambient temperature range during partial load operation, which is the optimal operational zone of the unit. This is a major benefit when compared to traditional on/off compressors.

Daikin Altherma ground source heat pump

Ground source heat pump for heating & hot water

- Ground source heat pump technology uses stable geothermal energy, unaffected by the outside temperature
- Highest seasonal efficiency thanks to our inverter heat pump technology
- Quick and easy installation thanks to factory-fitted piping on top of the unit and reduced overall weight
- Integrated indoor unit: all-in-one floor standing unit including the domestic hot water tank
- User interface with thermostat function for higher comfort, quick commissioning, easy servicing and energy management to control energy consumption and costs

EGSQH-A9W

Indoor Unit					EGSQH	10S18A9W
Space heating	Average climate water outlet 55°C	General	ηs (Seasonal space heating efficiency)	%		144
			Seasonal space heating eff. class			A++
	Average climate water outlet 35°C	General	ηs (Seasonal space heating efficiency)	%		202
			Seasonal space heating eff. class			A++
Domestic hot water heating	General	Declared load profile				L
	Average climate	ηwh (water heating efficiency)		%		93.1
		Water heating energy efficiency class				A
Heating capacity	Min.			kW		3.11(1) / 2.47(2)
	Nom.			kW		10.2(1) / 9.29(2)
	Max.			kW		13.0(1) / 11.9(2)
Power input	Nom.			kW		2.34(1) / 2.82(2)
COP						4.35(1) / 3.29(2)
Casing	Colour					White
	Material					Precoated sheet metal
Dimensions	Unit	HeightxWidthxDepth		mm		1,732x600x728
Weight	Unit			kg		210
Tank	Water volume			l		180
	Insulation	Heat loss		kWh/24h		1.36
	Corrosion protection					Anode
Operation range	Domestic hot water	Water side	Min.~Max.	°C		25 / 25 ~55 / 60
Refrigerant	Type					R-410A
	GWP					2,087.5
	Charge			kg		1.80
	Charge			TCO2Eq		3.76
	Control					Electronic expansion valve
Sound power level	Nom.			dBA		46.0
Sound pressure level	Nom.			dBA		32.0
Power supply	Name/Phase/Frequency/Voltage			Hz/V		9W/3~/50/400
Current	Recommended fuses			A		25

Options

	Type	Material name
Controls	LAN adapter	BRP069A62
	LAN adapter + PV solar connection	BRP069A61
	Remote user interface (DE, FR, NL, IT)	EKRUCBL1
	Remote user interface (EN, ES, EL, PT)	EKRUCBL3
	Remote user interface (EN, SV, NO, FI)	EKRUCBL2
	Remote user interface (EN, TR, PL, RO)	EKRUCBL4
	Remote user interface (DE, CS, SL, SK)	EKRUCBL5
	Remote user interface (EN, HR, HU, BG)	EKRUCBL6
	Remote user interface (EN, DE, RU, DA)	EKRUCBL7
	Simplified user interface	EKRUCBSB
	Room thermostat (wired)	EKRTWA
	Room thermostat (wireless)	EKRTR1
Adapter	Demand PCB	EKRP1AHTA
	Digital I/O PCB	EKRP1HBAA
Installation	Wire harness	EKGSCONBP1
Sensor	Remote indoor sensor	KRCS01-1B
	External sensor	EKRTETS
Valve	Valve kit	EKVK1A/2A/3A
Others	PC cable	EKPCCAB1
	Ground source filling kit	KGSFILL

(1) EWB/LWB 0°C/-3°C - LWC 35°C (DT=5°C) (2) EWB/LWB 0°C/-3°C - LWC 45°C (DT=5°C) (3) Contains fluorinated greenhouse gases

Monobloc domestic hot water heat pump

Why choose a monobloc domestic hot water heat pump ?

The high performance monobloc domestic hot water heat pump is the newest addition to the Daikin water heater range. Enhanced hot water comfort with quiet operation, easy handling, flexibility of installation and different integration possibilities. Perfect for renovation and new build.

High performance

- Delivering high comfort hot water of temperatures up to 55 °C with the heat pump only
- Among the most quiet with 53 dBA sound power and 36 dBA at 2meters
- High tapping rate L, XL for guaranteeing maximum domestic hot water flow
- A+ seasonal energy efficiency

Easy to install and control

- All components are built-in and ready to work
- Compact sizes and low weight, which make it easily manoeuvrable through small doors and spaces
- Easy connection, from top or side of the unit, maximizes placing possibilities
- 3 easy operating modes, Eco – Auto – Boost, for your personal preferences

Renewable power

- Produces domestic hot water by extracting energy from the outside air
- For the 260liter an extra coil possibility exists for solar water heating
- The monobloc can be standard connected to a PV installation severely minimizing running costs

Year-round reliability

- Total thermal power up to 3.4 kW ensures optimal hot water comfort
- Wide operation range: down to -7 °C outside temperature with the heat pump unit, and below -7 °C with electrical heating element support
- Guaranteed optimal comfort by heat pump up to 38 °C outside temperature

Domestic hot water heat pump

Enhanced hot water comfort

- Quiet operation: with 36dBA at 2m, one of the most silent products in its kind
- Easy handling: thanks to its compact size, it can easily pass through the doorway
- Enhanced comfort: the 3 operating modes will give an answer to all your needs
- Solar connectivity: empower your house with renewable energy
- Wide operation range: down to -7 °C outside temperature with the heat pump, below -7 °C electrical heating element support

EKHH2E-AV3

Indoor unit					EKHH2E	200AV3	260AV3	260PAV3
COP						3.00(1) / 3.30(2)	3.10(1) / 3.60(2)	
Heat pump	Casing	Colour				White body / grey top		
		Material				Cover: EPP top finishing		
	Operation range	Ambient	Min.	°CDB		-7		
			Max.	°CDB		38		
	Power supply	Phase				1P		
		Frequency		Hz		50		
		Voltage		V		230		
Tank	Casing	Colour				White		
		Material				Embossed ABS		
	Dimensions	Unit	Height	mm		1,210	1,500	
	Operation range	Water side	Min.	°C		10		
			Max.	°C		56		
	Standing heat loss			W		60	70	71
	Power supply	Phase				1P		
		Frequency		Hz		50		
		Voltage		V		230		

(1) Temperature of incoming air supply = 7°C, temperature of boiler storage environment = 20°C, water heated from 10°C to 55°C (according to UNI EN 16147-2011).
(2) Temperature of incoming air supply = 15°C, temperature of boiler storage environment = 20°C, water heated from 10°C to 55°C (according to UNI EN 16147-2011).

Split domestic hot water heat pump

Why choose a split domestic hot water heat pump ?

The split domestic hot water heat pump is the ideal replacement for an electric domestic hot water tank to provide semi-instantaneous hot water.

Comfort

Fresh water principle:

› Domestic hot water production on demand means fresh water at all times
› Minimum volume of stored domestic hot water prevents the risk of contamination and sedimentation

Easy installation

› No water tank pressure and limited pressure in the heat exchanger
› Low maintenance: no anode means no scale and lime deposits or corrosion
› Compact and designed with additional controls for easy installation and maintenance

Reliability

› Electrical backup (2.5 kW) ensures hot water under all circumstances; the 500l tank can also be equipped with an external hydraulic backup
› The ECH$_2$O thermal store is engineered to provide you with fresh, healthy and safe hot water
› By just using the heat pump, the temperature of the water can reach up to 55°C and its production is guaranteed down to -15°C

Energy efficiency

› Heat pump extracts renewable energy from the outside air to produce hot water
› Increase energy saving and efficiency by connecting the unit to solar panels

Domestic hot water heat pump

Hot water in an efficient way

- Domestic hot water is heated almost immediately
- Combine it with solar heating for even better energy efficiency
- Easy installation: no water tank pressure and only limited pressure in the heat exchanger
- Low maintenance: no anode means no scale and lime deposits or corrosion
- Electrical back-up (2.5 kW) ensures hot water under all circumstances. The 500L tank can also be equipped with an external hydraulic back-up.
- Online controller (optional): control your indoor from any location with an app, via your local network or internet and keep an overview on your energy consumption
- Possible to connect to photovoltaïc solar panels to provide energy for your heat pump (optional)

EKHHP300A2V3

ERWQ-AV3_R

Efficiency data			EKHHP + ERWQ	300A2V3 + 02AV3	500A2V3 + 02AV3
Domestic hot water heating	General	Declared load profile		L	XL
	Average climate	ηwh (water heating efficiency)	%	119	123
		Water heating energy efficiency class		A	
COP				4.30 (1)	

Indoor Unit				EKHHP	300A2V3	500A2V3
Casing	Colour				Traffic white (RAL9016) / Dark grey (RAL7011)	
Dimensions	Unit	HeightxWidthxDepth		mm	1,750x615x615	1,750x790x790
Weight	Unit			kg	70	80
Tank	Water volume			l	294	477
	Maximum water temperature			°C	85	
Operation range	Domestic hot water	Ambient	Min.~Max.	°CDB	2~35	
		Water side	Min.~Max.	°C	5~55	
Refrigerant	Type				R-410A	

Outdoor Unit				ERWQ	02AV3	02AV3
Dimensions	Unit		HeightxWidthxDepth	mm	550x765x285	
Weight	Unit			kg	35	
Compressor	Quantity				1	
	Type				Hermetically sealed swing compressor	
Operation range	Domestic hot water		Min.~Max.	°CDB	-15~35	
Refrigerant	Type				R-410A	
	GWP				2,087.5	
	Charge			kg	1.05	
	Charge			TCO2Eq	2.2	
Sound pressure level	Heating		Nom.	dBA	47	
	Cooling		Nom.	dBA	47	
Power supply	Name/Phase/Frequency/Voltage			Hz/V	V3/1~/50/230	

(1) at 7°C ambient temperature (2) Contains fluorinated greenhouse gases

Daikin Altherma high capacity range

With the expanded Daikin Altherma high capacity range we now offer the ideal solutions for all high demanding systems. Ideal for collective housing, hotels, swimming pools which require high comfort and high reliability.

Why choose a Daikin Altherma LT high capacity ?

☑ Strong and reliable

- Equipped with air-to-water heat pump technology to extract the outdoor air for energy
- COP possible up to 3.07/A+ at Ta DB/WB 7/6*C - LWC 45*C
- Reversible, enhanced cooling capacity
- External control possible

☑ Collective/commercial advantage

- Cascade heating capacity up to 62,7 kW
- Cascade cooling up to 63,3 kW
- VRV technology ensures high efficiencies and reliable working
- Compact model for easy installation and fit for smaller spaces

SEVHX-BAW + SERHQ-BAW1

Daikin Altherma low temperature high capacity

Heating & Cooling					SEHVX20BAW/ SERHQ020BAW1	SEHVX32BAW/ SERHQ032BAW1	SEHVX40BAW/ SERHQ020BAW1+SERHQ020BAW1	SEHVX64BAW/ SERHQ032BAW1+SERHQ032BAW1
Cooling capacity	Nom.			kW	21.2 (1)	31.8 (1)	42.3 (1)	63.3 (1)
Heating capacity	Nom.			kW	20.8 (2)	31.2 (2)	41.7 (2)	62.7 (2)
Power input	Cooling	Nom.		kW	7.47 (1)	12.7 (1)	15.1 (1)	25.5 (1)
	Heating	Nom.		kW	6.76 (2)	10.6 (2)	13.7 (2)	21.4 (2)
EER					2.84	2.5	2.8	2.48
COP					3.07	2.93	3.03	2.93
Space heating	Average climate water outlet 35°C	General	SCOP		3.93	3.53	3.80	3.53
			ηs (Seasonal space heating efficiency)	%	154	138	149	138
			Seasonal space heating eff. class		A++	A+		

Unit for indoor installation					SEHVX20BAW	SEHVX32BAW	SEHVX40BAW	SEHVX64BAW
Dimensions	Unit	Height		mm	1,573			
		Width		mm	766			
		Depth		mm	396			
Weight	Unit			kg	64	67	71	77
	Packed unit			kg	74	77	81	87
Water side Heat exchanger	Type				Brazed plate			
	Water volume			l	3	5	6	9
	Water flow rate	Heating	Nom.	l/min	60 (2)	90 (2)	120 (2)	181 (2)
		Cooling	Nom.	l/min	60 (3)	90 (3)	120 (3)	181 (3)
Sound power level	Nom.			dBA	63		66	
Operation range	Heating	Ambient	Min.~Max.	°C~°CDB	-15~35			
		Water side	Min.~Max.	°C	25~50			
	Indoor installation	Ambient	Min.	°CDB	5			
			Max.	°CDB	35			
	Cooling	Ambient	Min.~Max.	°CDB	-5~43			
		Water side	Min.~Max.	°C	5 (4)~20			
Refrigerant	Type / GWP				R-410A / 2,087.5			
	Circuits	Quantity			1		2	
	Control				Electronic expansion valve			
Water circuit	Piping connections diameter			inch	G 1"1/4 (female)		G 2" (female)	
	Piping			inch	1-1/4"		1-1/2"	
	Water pressure drop	Cooling	Nom.	kPa	17 (7)	24 (7)	19 (7)	29 (7)
	Total water volume			l	4.2 (8)	5.8 (8)	7.9 (8)	11.0 (8)
Power supply	Phase/Frequency/Voltage			Hz/V	3N~/50/400			

Outdoor Unit					SERHQ020BAW1	SERHQ032BAW1
Dimensions	Unit	Height		mm	1,680	
		Width		mm	930	1,240
		Depth		mm	765	
Weight	Unit			kg	240	316
	Packed unit			kg	273	356
Compressor	Quantity				2	3
	Type				Hermetically sealed scroll compressor	
Fan	Type				Axial	
	Quantity				1	2
	Air flow rate	Cooling	Nom.	m^3/min	185	233
		Heating	Nom.	m^3/min	185	233

*Note: blue cells combination to be confirmed

(1) Cooling: entering evaporator water temp. 12°C; leaving evaporator water temp. 7°C; ambient air temp. 35°C (2) Condition: Ta DB/WB 7°C/6°C - LWC 45°C (Dt=5°C) (3) Condition: Ta 35°C - LWE 7°C (DT = 5°C) (4) Water can be used above 5°C. Between 0°C and 5°C a 30% glycol solution (propylene or ethylene) has to be used. Between 0°C and -10°C a 40% glycol solution (propylene or ethylene) has to be used (see installation manual and information related to OPZL option) (5) Excluding water volume in the unit. In most applications this minimum water volume will have a satisfying result. In critical processes or in rooms with a high heat load though, extra water volume might be required. Refer to operation range for more info. (6) Excluding the water volume in the unit. This volume will guarantee sufficient defrost energy for all applications, however, this volume can be multiplied by 0,66 if the heating sepoint is ≥ 45° C (eg. Fan coils) (7) This is PD between inlet & outlet connections of unit. It includes the water side heat exchanger pressure drop. (8) Including piping + PHE; excluding expansion vessel

Daikin Altherma HT Flex Type

Why choose a Daikin Altherma HT Flex Type

Daikin Altherma HT Flex Type is ideal for large requirements of domestic hot water like apartment buildings or commercial spaces.

Comfort

Domestic hot water

› Equipped with air-to-water heat pump technology
› Best system to meet high demands for hot water
› Using renewable energy from the heat pump, the system can heat the hot water tank up to 75°C without using an electric heater

Energy efficiency

› High energy efficiency achieves high sustainability and low operation costs
› Inverter compressor continuously adjusts the compressor speed to meet actual demand. Fewer power-consuming starts and stops result in decreased energy consumption (up to 30%) and more stable temperatures

Reliability

Modular system

One or more outdoor units can be connected to several indoor units (maximum 10 indoor units per outdoor unit)

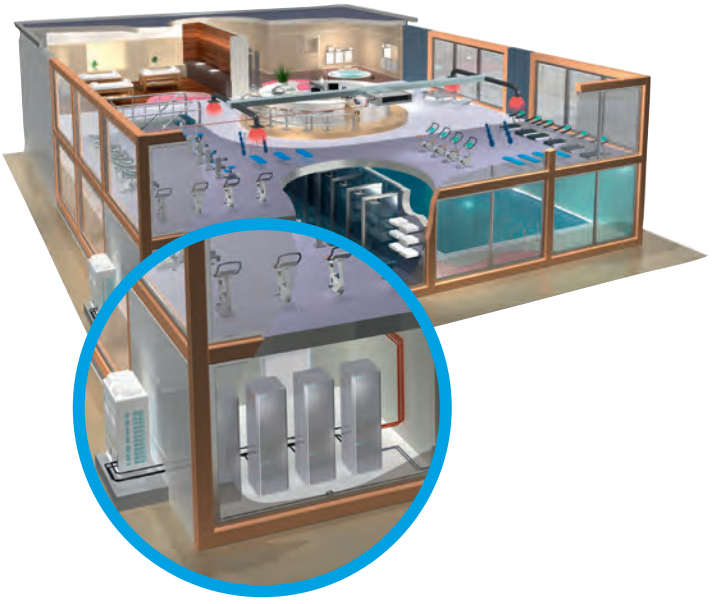

EMRQ-AB + EKHBRD-ADV1/Y1

Daikin Altherma High Temperature Flex Type

A

80°C

EMRQ-AB EKHBRD-ADV1/Y1

Outdoor Unit					EMRQ	8AB	10AB	12AB	14AB	16AB
Heating capacity	Nom.				kW	22.4 (1)	28 (1)	33.6 (1)	39.2 (1)	44.8 (1)
Seasonal efficiency	Domestic hot water heating	General	Declared load profile			XL				
		Average climate	ηwh (water heating efficiency)		%	93			83.7	93
			Water heating energy efficiency class			A				
Casing	Colour					Daikin White				
	Material					Painted galvanized steel plate				
Dimensions	Unit	HeightxWidthxDepth			mm	1,680x1,300x765				
Weight	Unit				kg	331			339	
Operation range	Domestic hot water	Ambient	Min.~Max.		°CDB	-20~35				
Refrigerant	Type					R-410A				
	GWP					2,087.5				
	Charge				kg	10.3	10.6	10.8	11.1	
					TCO_2eq	21.5	22.1	22.5	23.2	
Piping connections	Liquid	OD			mm	9.52			12.7	
	Suction	OD			mm	19.1	22.2		28.6	
	High and low pressure gas	OD			mm	15.9	19.1		22.2	
	Piping length	OU - IU	Max.		m	100				
		System	Equivalent		m	120				
	Total piping length	System	Actual		m	300				
Sound power level	Heating	Nom.			dBA	78		80	83	84
Sound pressure level	Heating	Nom.			dBA	58		60	62	63
Power supply	Phase/Voltage				V	3~/380-415				
Current	Recommended fuses				A	20	25		40	

(1) Condition: Ta=7°CDB/6°CWB, 100% connection ratio
(2) Contains fluorinated greenhouse gases

Indoor Unit					EKHBRD	011ADV1	014ADV1	016ADV1	011ADY1	014ADY1	016ADY1
Casing	Colour					Metallic grey					
	Material					Precoated sheet metal					
Dimensions	Unit	HeightxWidthxDepth			mm	705x600x695					
Weight	Unit				kg	144			147		
Operation range	Domestic hot water	Ambient	Min.~Max.		°CDB	-20.0~35.0					
		Water side	Min.~Max.		°C	25~80					
Refrigerant	Type					R-134a					
	Charge				kg	2.60					
					TCO_2eq	3.718					
	GWP					1,430					
Sound pressure level	Nom.				dBA	43.0 / 46.0 / 0.00 / 0.00	45.0 / 46.0 / 0.00 / 0.00	46.0 / 46.0 / 0.00 / 0.00	43.0 / 46.0 / 0.00 / 0.00	45.0 / 46.0 / 0.00 / 0.00	46.0 / 46.0 / 0.00 / 0.00
	Night quiet mode	Level 1			dBA	40 / 0 / 0	43 / 0 / 0	45 / 0 / 0	40 / 0 / 0	43 / 0 / 0	45 / 0 / 0

Options

	Type	Material name	EMRQ-AB
Drain	Central drain pan kit	KWC25C450	•
Refnet	Refnet header	KHRQ(M)22M29H8	•
	Refnet header	KHRQ(M)22M64H8	•
	Refnet joint	KHRQ(M)22M20T8	•
	Refnet joint	KHRQ(M)22M29T8	•
	Refnet joint	KHRQ(M)22M64T8	•

Gas condensing boilers

Why choose a gas condensing boiler

Daikin's gas condensing boilers are the best option for individual that plan to replace an existing boiler with a more energy efficient and cost-saving alternative. Both the GCU compact and Wall Mounted Boiler provide end users with reliable performance and efficient heating and hot water.

Comfort

Daikin's gas condensing boilers deliver the ultimate in comfort. Optimal heating ensures seamless operation to deliver reliable year-round heating, even in extreme weather conditions. Instant hot water is possible with our combi range, but also possible with a separate thermal store featuring the ECH_20 tank.

Energy efficiency

Condensing technology

Using latent heat in the flue gas, our condensing technology achieves 107% more energy efficiency by using renewable energy to produce hot water.

Condensing technology

Premix Technology incorporates a modulation fan to perfectly combine combustion air and fuel before it reaches the burner (air/gas mixer), to ensure a high efficiency combustion.

With the combustion of 1 m3 natural gas, 1.7 kg of water vapour is released in the flue gas as latent heat. Instead of being disposed through the flue, the water vapour containing latent heat is then recirculated, and subsequently reheated by a uniquely designed exchanger.
Condensation forms as a result of the water vapour being cooled to a temperature just below dew point, and subsequently drained via a siphon. The condensing technology uses optimum fuel efficiency, with reduced emissions of NO_x and CO, to ensure high cost savings and environmentally-friendly operation.

Reliability

Easy installation and service

All parts are accessible from the front and are low maintenance due to the gas-adaptive combustion system Lambda Gx, a fully electronic gas-air combination. The Lambda Gx is compatible with wall mounted and floor standing units.

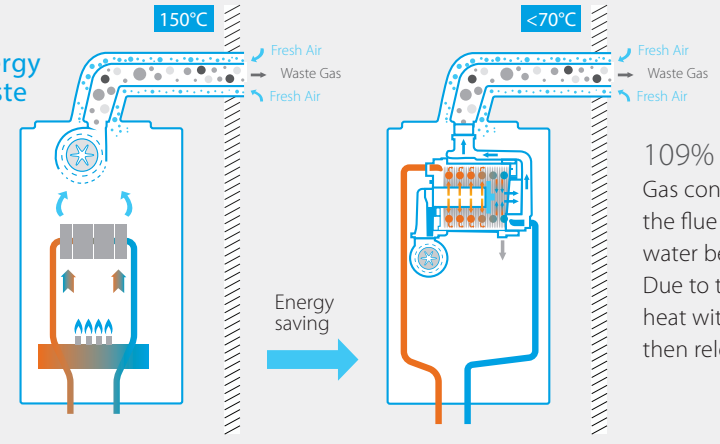

93% Efficiency

Conventional combi boilers: Water vapour is discharged through the flue in vaporising phase and latent heat within the water vapour is ignored.

109% Efficiency

Gas condensing combi boilers: the flue gas collides with influent water before being discharged. Due to this occurrence, latent heat within the water vapour is then released.

Gas condensing boiler

Supremely compact and controllable via app

Daikin's **NEW** gas condensing boiler

Why choose the Daikin gas condensing boiler

Low weight

27 kg

Most compact

12, 18, 24 kW: 400 x 255 x 580 mm
28, 35 kW: 450 x 288 x 666 mm

Connectivity/Cloud Service

Always in control, no matter where you are

Easy installation and service

All parts are accessible from the front. The gas-adaptive combustion system (Lambda Gx) means lower maintenance and installation time in a minimalist space. The Lambda Gx is compatible with wall mounted and floor standing units.

Solar thermal connection

Usable in combination with solar thermal store (renewable energy)
Combi boiler: solar preheating
Heating only boiler: solar controller input

Flexible in use

Thanks to IPX5D standard and its compact dimensions, it's possible to install in nearly all room conditions, such as kitchen cupboards, bathroom, utility room, heating room, balcony (in-wall kit)

Modulation 1:8

Capacity adapts to required heat of 4 to 28 kW and 5 to 35 kW

Daikin eye

Monitor the operating status of your combi boiler with the Daikin Eye

Unique interface

- Stylish interface appeals to all end-users
- State-of-the-art technology meets user-friendly design
- The side details and convex front panel deliver an integrated view

High modulation rate

The opportunity to adjust the burner power ensures the seamless and continuous operation of the device. Smooth functioning of the system means increased comfort, a low risk for system failure and the ability to neutralise harmful substance emissions that may occur during ignition. Modulation is also automatically provided by the electronic control.

1:8

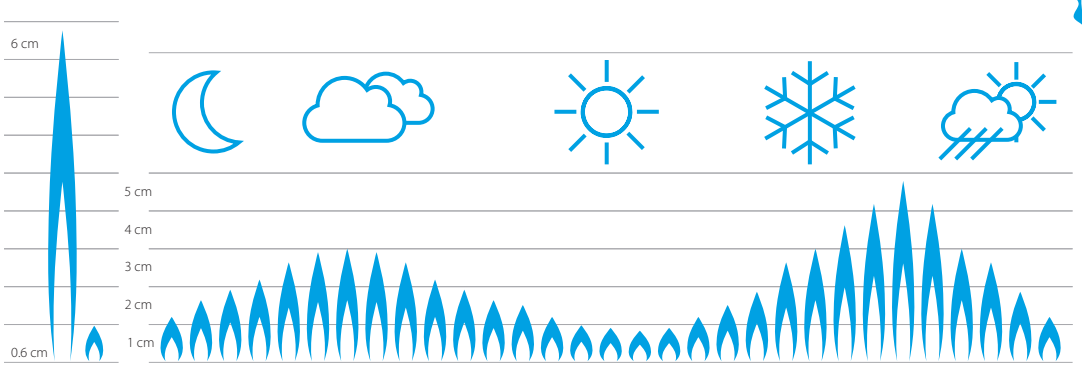

Lambda Gx: automatic gas adaptation system

With the Lambda GX, the correct combination of air and gas is regulated to achieve efficient combustion, which leads to higher cost savings and less installation and adjustment effort. With Lambda Gx, you have the advantage that you need no other parts like a gas cover to change from natural gas (NG) to liquid gas (LPG).

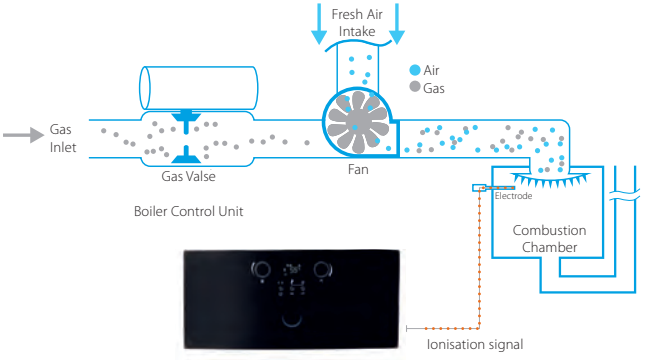

Daikin Eye

You can monitor the operating status of your combi boiler with the Daikin Eye

Blue:

When the Daikin Eye indicates a blue colour, it means the boiler is functioning properly. The Daikin Eye will flash on and off when it's running on stand by mode.

Red:

When the Daikin Eye indicates a red colour, it means the boiler is out of commission and requires a maintenance check.

Product features

Flue Adapter 60/100

› Factory mounted
› Compatible with top adapters/elbows of different flue gas manufacturers
› With measurement wholes for air and flue gas

Heat Exchanger

› Daikin design
› Material: Aluminium
› Modulation:
12-18-24 kW (1:4 - 1:6 - 1:8)
28-35 kW (1:4 - 1:7)

Expansion Vessel

› Integrated
› 12-18-24 kW: 8 liters
28-35 kW: 10 liters

Gas Valve

› Less maintenance needed
› Automatic gas adaptive system
› No additional parts/tools for changing from NG to LPG.

Domestic Hot Water Plate Heat Exchanger

Increased number of plates to provide faster hot water production at high efficiency including warm start function.

Pump & Return Hydroblock

Includes filter and flow restrictor
Air vent, drain tap and Internal bypass
Low energy pump

Fan

Wide modulation range
Low noise

Small gas condensing combi boiler

The smallest Combi boiler

(12-18-24 kW)

Occupies only
0.06m³

Lightweight Combi boiler

(28-35 kW)

Easy installation & maintenance

The small and lightweight combi boiler guarantees fast installation, minimal maintenance and a flexible system to adapt to various rooms.

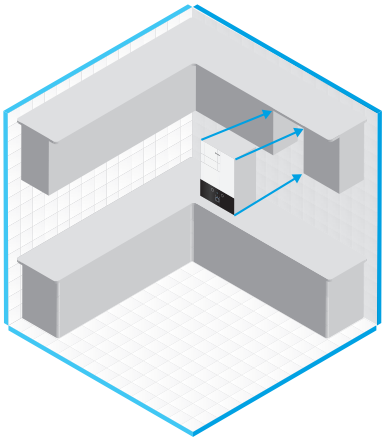

High energy class

Energy Class A adheres to European ERP Standards

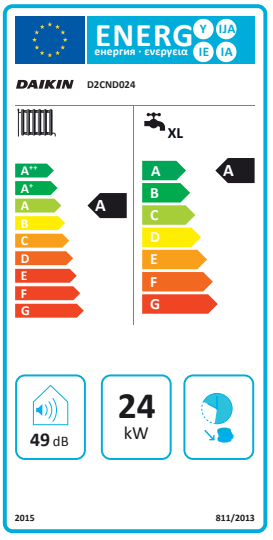

Silence

Sound power: 49 db(A): The sound level heard when close to the device. The noise level is similar to heating a dishwasher operating in an adjacent room.

Sound Pressure: 39 db(A): The sound level heard when standing 1 metre from the device. The noise level is akin to the quiet environment of a library.

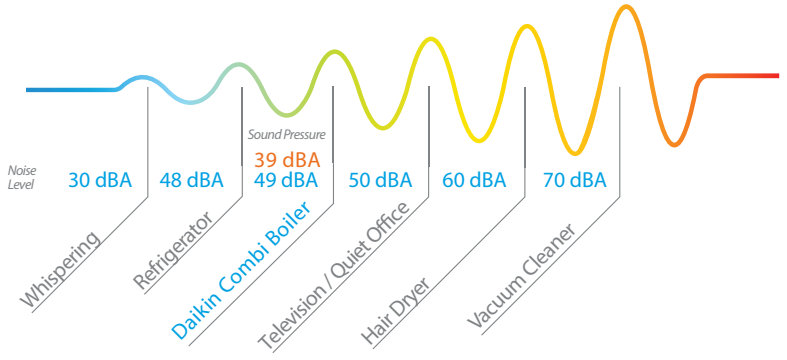

Best for your home with compact dimensions

Capacity
T-Model: 12-18-24-28-35 kW
C-Model: 24-28-35 kW

Modulation
The device can drop down to 3 kW with a modulation ratio of 1:8. This ensures minimal energy is consumed during start/stop operations.

Full condensation
Latent heat from the flue gas is obtained and added to the system, leading to both increased efficiency and energy savings.

Comfort mode
The DK combi boiler is designed to provide optimal comfort levels.

Electrical Protection
Safe combi boiler with a protection class of IP5D.

Efficiency
Achieves up to 109% efficiency with full condensation.

Frequency controlled pump
The frequency control monitors power consumption to boost efficiency and save energy.

Quiet
Delivers a very low sound level that reflects the new EU standards.

Thermo regulation
The device runs the system based on data obtained from the outside temperature sensor and room thermostat.

Compact size
Measuring only 0.06 m^3, this slim, state-of-the-art design combines power with aesthetics.

High energy class
Efficiency class according to EU Ecodesign Lot1. (A)

Lambda Gx system
Superior combustion technology delivers unparalleled efficiency and energy savings.

Premix combustion
Achieves an efficient combustion process by creating the perfect combination of air and gas before it reaches the burner.

Lcd display
Eye-catching and user-friendly design.

Double heat exchanger
The device uses a Daikin-specific main exchanger equipped with in-house technology and a stainless steel domestic water exchanger.

Easy maintenance
Details in design allows for easy maintenance.

Online controller via app
Control your indoor unit from any location via app (optional WLAN adapter)

Gas condensing boiler

Supremely compact gas condensing boiler

- Very compact unit and flexible in use: possible to install in nearly all room conditions (inside the house as well as outside) thanks to freeze protection for water piping
- Easy to service: all parts are accessible by only removing the front panel
- High heating efficiency up to 108%
- High modulating range 1:8 : the capacity is adapted based on the required heat load of the house from 3 to 24 kW and 5 to 35 kW
- Combine it with solar heating for even better energy efficiency
- C-model: The combi model means that the boiler has a plate heat exchanger to provide instant domestic hot water.
- T-model (tank): The tank model means that the boiler does not have a plate heat exchanger. Domestic hot water is provided by an external storage tank heated by the boiler.
- A1 model means that the filling loop is internal.
- A4 model means that the filling loop is external.

D2CND

Indoor unit				D2xND	2TND012A4A	2TND018A4A	2TND024A4A	2TND028A4A	2TND035A4A	2CND024A1A	2CND028A4A	2CND035A1A
Central heating	Heat input Qn (net calorific value)	Nom	Min/Max	kW	2.9/11.2	2.9/17.0	2.9/23.5	4.8/27	4.8/34	2.9/23.5	4.8/27	4.8/34
	Heat input Qn (gross calorific value)	Nom	Min/Max	kW	3.2/12.4	3.2/18.9	3.2/26.1	5.3/30	5.3/37.8	3.2/26.1	5.3/30	5.3/37.8
	Output Pn at 80/60°C	Min/Nom		kW	2.8/10.9	2.8/16.6	2.8/22.8	4.6/26.3	4.6/33.2	2.8/22.8	4.6/26.3	4.6/33.2
	Output Pnc at 50/30°C	Min/Nom		kW	3.1/12.0	3.1/18.0	3.1/24.0	5.2/28.2	5.2/35	3.1/24.0	5.2/28.2	5.2/35
	Water pressure (PMS)	Max		bar	3							
	Water temperature	Max		°C	100							
	Efficiency	Net calorific value		%	98.6	98.2	97.9	98.2		97.9	-	-
	Operation range	Min/Max		°C	30/80							
	Piping connections				19 (3/4") Male							
Domestic hot water	Heat input (net calorific value) Qnw	Nom	Min/Max	kW	2.9/11.2	2.9/17.0	2.9/23.5	4.8/29.5	4.8/34	2.9/23.5	4.8/29.5	4.8/34
	Heat input (gross calorific value) Qnw	Nom	Min/Max	kW	3.2/12.4	3.2/18.1	3.2/26.1	5.3/32.7	5.3/37.7	3.2/26.1	5.3/32.7	5.3/37.7
	Domestic hot water threshold			l/min	-			2.5		2.0	2.5	
	Temperature	Factory setting		°C	50							
	Operation range	Min/Max		°C	35/60							
Piping connections					19 (3/4") Male							
Connection diameter for heat flow and return				mm	12.7 (1/2") Male							
Gas	Connection diameter			mm								
	Gas connection diameter			mm	19 (3/4") Male							
	Consumption (G20)		Min/Max	m^3/h	0.31/1.18	0.31/1.80	0.31/2.48	0.511/2.89	0.511/3.63	0.31/2.48	0.511/2.89	0.511/3.63
	Consumption (G25)		Min/Max	m^3/h	0.36/1.38	0.36/2.09	0.36/2.89	0.59/3.32	0.59/4.19	0.36/2.89	0.59/3.32	0.59/4.19
	Consumption (G31)		Min/Max	m^3/h	0.12/0.46	0.12/0.69		0.2/1.1	0.2/1.38	0.12/0.96	0.2/1.1	0.2/1.38
Supply air	Connection			mm	100							
	Concentric				1							
Flue gas	Connection			mm	60							
Space heating	General	ηs (Seasonal space heating efficiency)		%	93							
		Seasonal space heating eff. class			A							
Domestic hot water heating	General	Declared load profile			-					XL		
		ηwh (water heating efficiency)		%	-					85		83
		Water heating energy efficiency class			-					A		
Casing	Colour				Titanium White (Ral9003)							
	Material				Sheet metal			Powder painted galvanised steel plate		Sheet metal	Powder painted galvanised steel plate	
Dimensions	Unit	Height x Width x Depth	Casing	mm	590x400x256			690x440x295		590x400 x256	690x440x295	
Weight	Unit	Empty		kg	27			36		27	37	
Power supply	Phase/Frequency/Voltage			Hz/V	1~/50/230			1~/50/230			1~/50/230	
Electrical power consumption	Max.			W	86			92	112	86	92	112
	Standby			W	3.5			2.7		3.5	2.7	

Category	Material Nr	Description
Controls	150042	Outdoor sensor
	DRSLRTESENSAA	Solar Temperature Sensor
	ROTROOMTHEAA	Rotex OT+ room thermostat
	DOTROOMTHEAA	Daikin OT+ room thermostat
	DRGATEWAYAA	Communication gateway
System control - Cascade	DRCASCACONTAA	Cascade Controller (E8.5064 V1)
	DRZONECCONTAA	Zone Controller (E8.1124)
	DRCOCOADPTRAA	CoCo OT-CAN Adapter
	DRCBROOMTHEAA	Lago CAN BUS room thermostat
	DRFLWTESENSAA	Flow temperature sensor (Cascade)
	DRODRTESENSAA	Outdoor temperature sensor (Cascade)
	DRSTKTESENSAA	Storage Tank Temperature Sensor (Cascade)
Flue gas	DRMEEA60100BA	Connector Elbow PP 60/100 + MP(0mm)*
	DRDECOP8080BA	Twin Box Adapter 80/80 + MP(0mm)*
	DRDECO80125BA	Vert. Conn. 60/100-80/125 + MP(0mm)*
Mechanical	DRCOVERPLATAA	Cover plate (12-18-24 kW)
	DRCOVERPLA2AA	Cover plate (28-35 kW)
	DRANTIFREEZAA	Antifreezing set
Valve kit	DRVALVEKIC1AA	Valve Kit C1 - 90° valves
	DRVALVEKIC2AA	Valve Kit C2 - 90° valves
	DRVALVEKIT1AA	Valve Kit T1 - 90° valves
	DRVALVEKIT2AA	Valve Kit T2 - 90° valves
Pump Groups & Other	SAS1 156021	Seperator for mud and magnetit
	IT.DEFANG-TP	Seperator for mud and magnetit
	IT-DEFANG-OT	Seperator for mud and magnetit
	DRUPUMPGURPAA	Unmixed Pump Group
	(Mat numr)156077	Unmixed Pump Group (description)
	(Mat numr)156075	Mixed Pump Group (description)
For service	DRSERVCBOX1AA	Service box

Gas condensing boiler

High efficiency gas condensing boiler for heating and hot water

- High efficiency gas condensing boiler
- Top efficiency gas condensing boiler thanks to labyrinth fin heat exhanger for improved heat exchange
- Low running costs for both heating and hot water thanks to new dual heat exchanger
- Maximum heating comfort and domestic hot water when it is most needed
- Quick, easy and compact installation thanks to our optional pre-assembled B-pack, containing all auxiliary components

EKOMB-AH

Indoor unit					EHOBG/EHOB	12A	18A	12AH	18AH	42AH
Central heating	Heat input Qn (net calorific value)	Nom	Min/Max	kW		3.5/12.5	5.6/18.7	3.5/11.8	5.6/18.7	7.8/42.5
	Heat input Qn (gross calorific value)	Nom	Min/Max	kW		3.9/13.9	6.2/20.8	3.9/13.1	6.2/20.8	7.8/42.5
	Output Pn at 80/60°C	Min/Nom		kW		-/12.2	-/17.8	3.4/11.5	5.4/17.8	-/40.9
	Output Pnc at 50/30°C	Min/Nom		kW		-/-		3.8/12.0	5.9/18.1	8.4/-
	Output at 40/30°C	Min		kW		-		3.8	6.0	-
	Water pressure (PMS)	Max		bar		3	-		3	
	Water temperature	Max		°C		-			90	
	Efficiency	Net calorific value		%		109			107	
	Operation range	Min/Max		°C				30/90		
Gas	Connection	Diameter		mm				15		
	Consumption (G20)	Min/Max		m^3/h		0.36/1.30	0.58/1.94	0.36/1.22	0.58/1.94	0.81/4.41
	Consumption (G25)	Min/Max		m^3/h		0.42/1.50	0.67/2.25	0.42/1.42	0.67/2.25	0.94/5.10
	Consumption (G31)	Min/Max		m^3/h		0.14/0.49	0.22/0.74	0.14/0.47	0.22/0.74	0.31/1.68
Supply air	Connection			mm				100		
	Concentric							1		
Flue gas	Connection			mm				60		
Space heating	General	ηs (Seasonal space heating efficiency)		%		94	93	94	93	92
		Seasonal space heating eff. class						A		
Casing	Colour							White - RAL9010		
	Material							Precoated sheet metal		
Dimensions	Unit	HeightxWidthxDepth	Casing	mm				590x450x240		710x450x240
Weight	Unit	Empty		kg				28		
Power supply	Phase/Frequency/Voltage			Hz/V				-/50/230		
Electrical power consumption	Max.			W				80		135
	Standby			W				2		

Indoor unit					EKOMB	22AH	28AH	33AH	22A	28A	33A
Central heating	Heat input Qn (net calorific value)	Nom	Min/Max	kW		5.6/18.7	7.1/23.7	7.2/27.3	5.5/23.3	7.2/29.1	7.5/32.7
	Heat input Qn (gross calorific value)	Nom	Min/Max	kW		6.2/20.8	7.9/26.3	8.0/30.3	6.1/25.9	8.0/32.3	8.3/36.3
	Output Pn at 80/60°C	Min/Nom		kW		-/17.8	-/22.8	7.1/26.3	5.4/22.7	7.1/28.4	7.4/32.1
	Output Pnc at 50/30°C	Min/Nom		kW		-/-		7.8/27.1	5.9/23.8	7.7/31.1	8.2/35.0
	Output at 40/30°C	Min		kW		-		7.7	5.9	7.7	8.2
	Water pressure (PMS)	Max		bar		3	-			3	
	Water temperature	Max		°C		-				90	
	Efficiency	Net calorific value		%				107			109
Domestic hot water	Heat input (net calorific value) Qnw	Nom	Min/Max	kW		5.6/22.1	7.1/28.0	-/-	5.5/23.3	7.2/29.1	7.5/32.7
	Heat input (gross calorific value) Qnw	Nom	Min/Max	kW		6.2/24.6	7.9/31.1	-/-	6.1/25.9	8.0/32.3	8.3/36.3
	Output	Min/Nom		kW		-/-			5.9/22.7	7.7/28.4	8.2/32.1
	Domestic hot water threshold			l/min		1.5		-		1.5	
	Water flow	Rate	Nom	l/min		10.0 (1) / 6.0(2)	12.5 (1) / 7.5(2)	-	10.0 (1) / 6.0(2)	12.5 (1) / 7.5(2)	15.0 (1) / 9.0(2)
	Temperature	Factory setting		°C				60			
	Operation range	Min/Max		°C			40/65			-/-	
Gas	Connection	Diameter		mm		15		-		15	
	Consumption (G20)	Min/Max		m^3/h		0.58/2.29	0.74/2.46	-/-	0.57/2.42	0.75/3.02	0.78/3.39
	Consumption (G25)	Min/Max		m^3/h			-/-		0.66/2.80	0.86/3.50	0.80/3.93
	Consumption (G31)	Min/Max		m^3/h		0.22/0.87	-/-		0.22/0.92	0.28/1.15	0.30/1.29
Supply air	Connection			mm		100		-		100	
	Concentric						-			1	
Flue gas	Connection			mm		60	-			60	
Space heating	General	ηs (Seasonal space heating efficiency)		%				93			94
		Seasonal space heating eff. class						A			
Domestic hot water heating	General	Declared load profile				L	XL		L	XL	
		ηwh (water heating efficiency)		%		84	87		84	87	-
		Water heating energy efficiency class						A			
Casing	Colour					White - RAL9010		-	White - RAL9010		
	Material					Precoated sheet metal		-	Precoated sheet metal		
Dimensions	Unit	Height x Width x Depth	Casing	mm		590x450x240	650x450x240	-x-x-	590x450x240	650x450x240	710x450x240
Weight	Unit	Empty		kg		30	33	-	30	33	36
Power supply	Phase/Frequency/Voltage			Hz/V				1~/50/230			
Electrical power consumption	Max.			W				80			
	Standby			W				2			

(1) Setpoint 40°C (2) Setpoint 60°C

Options

Type		Material name	Condensing boilers							
			EKOMB*					EHOB*		
			Combi 22kW TOP Grade	Combi 22kW HIGH Grade	Combi 28kW TOP Grade	Combi 28kW HIGH Grade	Combi 33kW	H/O 12kW	H/O 18 kW	H/O 42kW
Controls	Rf-wlan converter	EKRFLAN1A	•	•	•	•	•	•	•	•
	Dongle set	EKDS1A	•	•	•	•	•	•	•	•
Installation	Cover plate 35	EKCP1A	•	•	•	•	•	•	•	•
	Solar water heater connection set	EKSH1A	•	•	•	•	•	•	•	•
Sensor	Outdoor sensor	EKOSK1A	•	•	•	•	•	•	•	•
Valve	Valve kit (IT, ES, CZ, GR, PL, PT)	EKVK4A	•	•	•	•	•	•	•	•
	Valve kit (DE)	EKVK5A						•	•	
	Valve kit (DE)	EKVK6A	•	•	•	•	•			
	Valve kit 3-way	EK3WV1A	•	•	•	•	•	•	•	•
B-pack	B-pack for combi (IT, ES, CZ, GR, PL, PT)	EKFJS1A	•	•				•	•	
	B-pack for combi (IT, ES, CZ, GR, PL, PT)	EKFJM1A			•	•				
	B-pack for combi (IT, ES, CZ, GR, PL, PT)	EKFJL1A					•			•
	B-pack for combi (FR, BE)	EKFJS2A	•	•						
	B-pack for combi (FR, BE)	EKFJM2A			•	•				
	B-pack for combi (FR, BE)	EKFJL2A					•			•
	B-pack for combi (UK)	EKFJS3A	•	•						
	B-pack for combi (UK)	EKFJM3A			•	•				
	B-pack for combi (UK)	EKFJL3A					•			
	B-pack for combi (DE)	EKFJS4A						•	•	
	B-pack for combi (DE)	EKFJS6A	•	•						
	B-pack for combi (DE)	EKFJM6A			•	•				
	B-pack for combi (DE)	EKFJL6A					•			
Propane set		EKHY075787	•							
		EKPS075867				•	•			•
		EKPS075877	•							
		EKPS075917						•		
Conversion set		EKPS076197						•		
		EKPS076207	•						•	
		EKPS076217		•	•				•	
		EKPS076227		•			•			•
Flue gas	Flue gas non return flap (flue gas cascade)	EKFGF1A	•	•	•	•	•	•	•	•
	Horizontal straight flue terminal (low profile) (UK)	EKFGP1A	•		•		•			
Others	Concentric connection (Ø 80/125)	EKHY090717								
	Eccentric connection (Ø 80)	EKHY090707								
	Adaptor set concentric 60/100	EKAS1A	•	•	•	•	•			

GCU compact

Combines modern gas condensing technology with a thermal store

Daikin's **NEW** gas condensing unit

Why choose the Daikin GCU compact

The GCU compact unit combines modern gas condensing technology with a pressure less thermal store. Customers achieve the highest heating comfort, maximum water hygiene and a small installation footprint.

Multifaceted
Combine with solar and another heat source

Highest hygiene
Complies with superior standards for water sanitation

Connectivity
Features a wireless connection

High DHW Tapping Profile
(3xx = L) and (5xx = XL)

Attractive design

Compact measurements
GCU compact 3xx: 595 x 615 x 1896 mm
GCU compact 5xx: 790 x 790 x 1896 mm

High efficiency
Delivers over 107% more energy efficiency with ISM/Smart Start Function

Easy installation and service

Lambda Gx
Fully electronic and accessible gas-air combination

Benefits of the GCU compact

› Thermal store with hygienic fresh water technology
› Space-saving design: gas boiler and hygienic thermal store are combined in one device
› Future-proof and flexible: direct combination with a solar system is possible and can be added any time
› Highest heating comfort is customised for your home
› Power output 500 kW to 28 kW through Intelligent Storage Management (ISM)

Energy efficiency

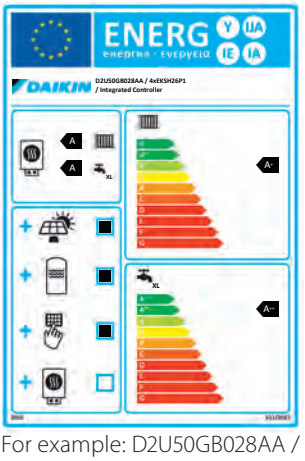

For example: D2U50GB028AA / 4xEKSH26P1 / Integrated controller

GCU Technologies



Health
Integrated thermal storage with hygienic fresh water technology

More space for living
Small footprint while combining a condensing boiler and a thermal store

Fit for the future
Hybrid system. The efficient thermal store can be used with additional heat generators

Overview energy efficiency classes

GCU compact gas condensing / solar combination			Flow temperature 55 °C		
				 In combination with integrated control	(Tapping profile)
	Type	**Order No.**			
15 kW	**GCU compact 315** Power output 0,5 - 15 kW Tank volume 300 litres Standard Biv	 R2U30GCO15A R2U30GBO15A	A	A	A (L)
	GCU compact 515 Power output 0,5 - 15 kW Tank volume 500 litres Standard Biv	 R2U50GCO15A R2U50GBO15A	A	A	A (XL)
20 kW	**GCU compact 320** Power output 0,5 - 20 kW Tank volume 300 litres Standard Biv	 R2U30GCO20A R2U30GBO20A	A	A	A (L)
	GCU compact 520 Power output 0,5 - 20 kW Tank volume 500 litres Standard Biv	 R2U50GCO20A R2U50GBO20A	A	A	A (XL)
24 kW	**GCU compact 524** Power output 0,5 - 24 kW Tank volume 500 litres Standard Biv	 R2U50GCO24A R2U50GBO24A	A	A	A (XL)
28 kW	**GCU compact 528** Power output 0,5 - 28 kW Tank volume 500 litres Standard Biv	 R2U50GCO28A R2U50GBO28A	A	A	A (XL)

Information in printed materials subject to correction and technical modification.

GCU compact

Combining modern gas condensing technology with a thermal store

- Space-saving gas condensing boiler with integrated heat / solar storage
- Auto Adaptive Lambda Gx combustion technology for all gas types
- Universal use thanks to intelligent store management and a power output of 0.5 - 28 kW
- High heat and DHW comfort with integrated ECH2O Thermal store: fresh water hygiene technology
- Easy integration of thermal solar and a further additional heat generator
- Note: Solar controller (shown on picture) is an option, not standard on boiler

D2U50GC-A D2U30GB-A

					GC	2U30GC015A	2U30GC020A	2U50GC015A	2U50GC020A	2U50GC024A	2U50GC028A
Central heating	Heat input Qn (net calorific value)	Nom	Min/Max	kW		3.0/15.0	3.0/20.0	3.0/15.0	3.0/20.0	4.0/24.0	4.0/28.0
	Heat input Qn (gross calorific value)	Nom	Min/Max	kW		3.3/16.7	3.3/22.2	3.3/16.7	3.3/22.2	4.4/26.6	4.4/31.1
	Output Pn at 80/60°C	Min/Nom		kW		2.9/14.6	2.9/19.5	2.9/14.6	2.9/19.5	3.9/23.4	3.9/27.2
	Output Pnc at 50/30°C	Min/Nom		kW		3.2/15.7	3.2/20.9	3.2/15.7	3.2/20.9	4.3/25.0	4.3/29.1
	Water pressure (PMS)	Max		bar		3					
	Water temperature	Max		°C		90					
	Operation range	Min/Max		°C		10/90					
Domestic hot water	Heat input (net calorific value) Qnw	Nom	Min/Max	kW		3.0/15.0	3.0/20.0	3.0/15.0	3.0/20.0	4.0/24.0	4.0/28.0
	Heat input (gross calorific value) Qnw	Nom	Min/Max	kW		3.3/16.7	3.3/22.2	3.3/16.7	3.3/22.2	4.4/26.6	4.4/31.1
	Output	Min/Nom		kW		3.0/15.0	3.0/20.0	3.0/15.0	3.0/20.0	4.0/24.0	4.0/28.0
	Temperature	Factory setting		°C		58					
	Operation range	Min/Max		°C		10/85					
Piping connections	Cold in-Hot out			Inch		G 1" (male)					
Gas	Connection	Diameter		mm		20					
	Consumption (G20)	Min/Max		m^3/h		0.32/1.59	0.32/2.11	0.32/1.59	0.32/2.11	0.42/2.54	0.42/2.96
	Consumption (G25)	Min/Max		m^3/h		0.35/1.75	0.35/2.33	0.35/1.75	0.35/2.33	0.47/2.80	0.47/3.26
	Consumption (G31)	Min/Max		m^3/h		0.16/0.62	0.16/0.82	0.16/0.62	0.16/0.82	0.27/0.98	0.27/1.15
Supply air	Connection			mm		100					
	Concentric					1					
Flue gas	Connection			mm		60					
Water circuit	Piping connections			Zoll		G 1" (female)					
Space heating	General	ηs (Seasonal space heating efficiency)		%		91	92	91	92	92	92
		Seasonal space heating eff. class				A					
Domestic hot water heating	General	Declared load profile				L		XL		XL	
		ηwh (water heating efficiency)		%		81	81	89	82	84	82
		Water heating energy efficiency class				A					
Casing	Colour					Traffic white (RAL9016) / Dark grey (RAL7011)					
	Material					-					
Dimensions	Unit	HeightxWidthxDepth Casing		mm		1,895x595x615		1,895x790x790		1,895x790x790	
Weight	Unit	Empty		kg		76		102		104	
Power supply	Phase/Frequency/Voltage			Hz/V		1~/50/230					
Electrical power consumption	Max.			W		76	98	76	98	104	108
	Standby			W		3					
Drain-back solar	Piping connections	solar-flow		Inch		G 1" (female)					

					GB	2U30GB015A	2U30GB020A	2U50GB015A	2U50GB020A	2U50GB024A	2U50GB028A
Central heating	Heat input Qn (net calorific value)	Nom	Min/Max	kW		3.0/15.0	3.0/20.0	3.0/15.0	3.0/20.0	4.0/24.0	4.0/28.0
	Heat input Qn (gross calorific value)	Nom	Min/Max	kW		3.3/16.7	3.3/22.2	3.3/16.7	3.3/22.2	4.4/26.6	4.4/31.1
	Output Pn at 80/60°C	Min/Nom		kW		2.9/14.6	2.9/19.5	2.9/14.6	2.9/19.5	3.9/23.4	3.9/27.2
	Output Pnc at 50/30°C	Min/Nom		kW		3.2/15.7	3.2/20.9	3.2/15.7	3.2/20.9	4.3/25.0	4.3/29.1
	Water pressure (PMS)	Max		bar		3					
	Water temperature	Max		°C		90					
	Operation range	Min/Max		°C		10/90					
Domestic hot water	Heat input (net calorific value) Qnw	Nom	Min/Max	kW		3.0/15.0	3.0/20.0	3.0/15.0	3.0/20.0	4.0/24.0	4.0/28.0
	Heat input (gross calorific value) Qnw	Nom	Min/Max	kW		3.3/16.7	3.3/22.2	3.3/16.7	3.3/22.2	4.4/26.6	4.4/31.1
	Output	Min/Nom		kW		3.0/15.0	3.0/20.0	3.0/15.0	3.0/20.0	4.0/24.0	4.0/28.0
	Temperature	Factory setting		°C		58					
	Operation range	Min/Max		°C		10/85					
Piping connections	Cold in-Hot out			Inch		G 1" (male)					
Gas	Connection	Diameter		mm		20					
	Consumption (G20)	Min/Max		m^3/h		0.32/1.59	0.32/2.11	0.32/1.59	0.32/2.11	0.42/2.54	0.42/2.96
	Consumption (G25)	Min/Max		m^3/h		0.35/1.75	0.35/2.33	0.35/1.75	0.35/2.33	0.47/2.80	0.47/3.26
	Consumption (G31)	Min/Max		m^3/h		0.16/0.62	0.16/0.82	0.16/0.62	0.16/0.82	0.27/0.98	0.27/1.15
Supply air	Connection			mm		100					
	Concentric					1					
Flue gas	Connection			mm		60					
Water circuit	Piping connections			Zoll		G 1"					
Space heating	General	ηs (Seasonal space heating efficiency)		%		91	92	91	92	92	92
		Seasonal space heating eff. class				A					
Domestic hot water heating	General	Declared load profile				L		XL		XL	
		ηwh (water heating efficiency)		%		81	81	89	82	84	82
		Water heating energy efficiency class				A					
Casing	Colour					Traffic white (RAL9016) / Dark grey (RAL7011)					
	Material					-					
Dimensions	Unit	HeightxWidthxDepth Casing		mm		1,895x595x615		1,895x790x790		1,895x790x790	
Weight	Unit	Empty		kg		78		104		106	
Power supply	Phase/Frequency/Voltage			Hz/V		1~/50/230					
Electrical power consumption	Max.			W		76	98	76	98	104	108
	Standby			W		3					
Drain-back solar	Piping connections	solar-flow		Inch		G 1"					

Gas condensing/solar combination, GCU compact

Regulation accessories		Type	Order No.
	Room controller Convenience controller with wall-mounting for use as a) A remote control (external equipment controller) b) Mixer unit (additional or standalone) c) Room thermostat for heat exchanger	RoCon U1	15 70 34
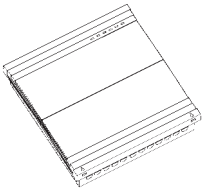	**Mixer module** Controller for mixer valve with speed-controlled high-efficiency pump including mixer circuit sensor a) in combination with an equipment controller (RoCon B1). Mixer parameters adjustable via the heat generator. b) in combination with room controller (RoCon U1) 1. can be used as a standalone solution 2. can be integrated in the system via BUS	RoCon M1	15 70 68
	Outdoor temperature sensor for RoCon convenience regulation in conjunction with the mixer controller RoCon M1 when it is used as a zone or as a stand-alone solution	RoCon OT1	15 60 70
	Gateway for coupling the controller to the Internet for remote control the heat source via Mobile Phones (APP) .	RoCon G1	15 70 70 (Daikin brand)
	Gateway for coupling the controller to the Internet for remote control the heat source via Mobile Phones (APP) .	RoCon G1	15 70 56 (Rotex brand)
	Flue-gas kit GCU compact Double-walled connection set of 2x45° elbows with connection extender from DN60 / 100 to DN80 / 125.	Set GCU1	15 50 79.17
	Double-walled test adapter DN 60/100 Accessories if no standard flue gas connection (Set GCU 1) is used.	D6 PA	24 60 11
	Single-walled test adapter DN 60 Accessories for room-air independant operation if no standard flue gas connection (Set GCU 1) is used.	E6 PA	24 60 12
	Pump Group with mixer For a mixed heating circuit. Ready to plug in, in the thermal insulation case, with pressure controlled high-efficiency circulation pump, motor mixer, stops valves and temperature displays.		15 60 75
	Pump group without mixer For a mixed heating circuit. Ready to plug in, in the thermal insulation case, with PWMcontrolled high-efficiency circulation pump, motor mixer, stops valves and temperature displays.		15 60 77
	Fittings kit for mixer group MK1/MK2 1" female thread x 1 1 / 2 " flat-sealing.	VMK1	15 60 53
	Convection brake To prevent circulation under gravity in Sanicube water circuits with Drain-Back, 2 pcs., suitable up to 95 °C, for installation in any tank-side heat exchanger connections except pressure solar heat exchanger	SKB	16 50 70
	Sludge and magnetite separator Compact sludge separator with drain cock and thermal insulation. Input G1-IG (union nut), outlet G1-IG.	SAS1	15 60 21

Note: To avoid gravity circulation, in water circuits connected to the storage tanks, the installation of circulation brakes (for example, type SKB) is recommended. Please order separately if required.

Thermal stores and tanks

Hot water heating installation options

Why choose a thermal store or domestic hot water tank

Whether you only need hot water or you want to combine your hot water with solar systems, we offer you the best solutions to the highest levels of comfort, energy efficiency and reliability.

Thermal store

Stainless steel tank

Domestic hot water tanks

Stainless steel tanks

Comfort

- Available in 200 and 260l in stainless steel EKHTS-AC
- Available in 150, 200 and 300 litres in stainless steel EKHWS(U)-B
- EKHWS-B Available for 400V applications
- Available in 150, 180, 200, 250 and 300 litres in stainless steel EKHWS(U)-D

Efficiency

- High-quality insulation keeps heat loss to a minimum
- Efficient temperature heating: from 10°C to 50°C in only 60 minutes
- Available as an integrated solution or separate tank

Reliability

- At necessary intervals, the unit can heat up water up to 60°C to prevent the risk of bacteria growth

The ECH$_2$0 thermal store range

ECH$_2$O thermal store: additional hot water comfort

Combine your monobloc with a thermal store to achieve the ultimate comfort at home.

› Fresh water principle: receive domestic hot water on demand while eliminating the risk of contamination and sedimentation
› Optimal domestic hot water performance: the low temperature evolution enables high tapping performance
› Fit for the future: possibility to integrate with renewable solar energy and other heat sources, e.g. fireplace
› Lightweight and robust build of the unit combined with the cascade principle offers flexible installation options

Built for small and large homes, customers can choose between a pressureless and a pressurised hot water system.

Efficiency

› Fit for the future: maximise renewable energy sources
› Intelligent Heat Storage Management: ensures continuous heating during defrost mode, and uses stored heat for space heating
› High-quality insulation keeps heat loss to a minimum

Reliability

› Maintenance-free tank: no corrosion, anode, scale or lime deposits, and no water loss through the safety valve

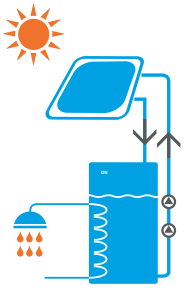

Drain-back solar system

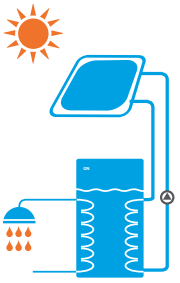

Pressurised solar system

Pressureless (drain-back) solar system

› The solar collectors are only filled with water when sufficient heating is provided by the sun
› The pumps in the control and pump unit switch on briefly and fill the collectors with storage tank water
› After filling, water circulation is maintained by the remaining pump

Pressurised solar system

› System is filled with heat transfer fluid with the correct amount of antifreeze to avoid freezing in winter
› System is pressurised and sealed

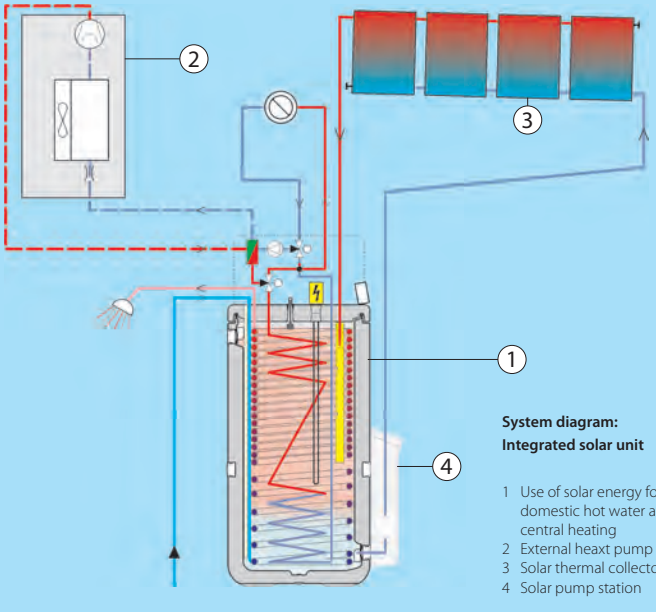

System diagram: Integrated solar unit

1 Use of solar energy for domestic hot water and central heating
2 External heaxt pump unit
3 Solar thermal collectors
4 Solar pump station

Monthly energy consumption of an average detached house

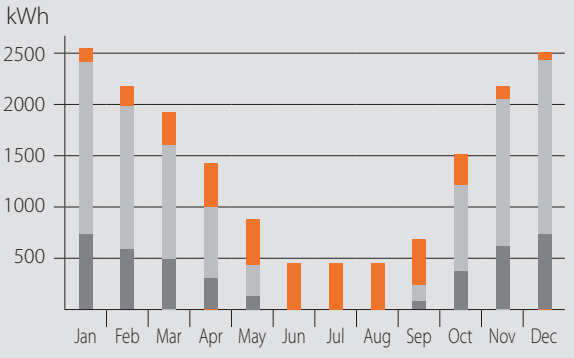

Utilisation of solar energy for domestic hot water and central heating
Heat pump (environmental heat)
Auxiliary energy (electricity)

Thermal store

Plastic domestic hot water tank with solar support

- Tank designed for connection with pressurised thermal solar system
- Tank designed for connection with drainback thermal solar system
- Available in 300 and 500 liters
- Large hot water storage tank to provide domestic hot water at any time
- Heat loss is reduced to a minimum thanks to the high quality insulation
- Space heating support possible (500l tank only)

EKHWP500B_EKSRPS3_R

EKHWP300B_EKSRPS3_R

Accessory			EKHWP	300B	500B	300PB	500PB
Casing	Colour			Traffic white (RAL9016) / Dark grey (RAL7011)			
	Material			Impact resistant polypropylene			
Dimensions	Unit	Width	mm	595	790	595	790
		Depth	mm	615	790	615	790
Weight	Unit	Empty	kg	58	82	58	89
Tank	Water volume		l	294	477	294	477
	Material			Polypropylen			
	Maximum water temperature		°C	85			
	Insulation	Heat loss	kWh/24h	1.5	1.7	1.5	1.7
	Energy efficiency class			B			
	Standing heat loss		W	64	72	64	72
	Storage volume		l	294	477	294	477
Heat exchanger	Domestic hot water	Quantity		1			
		Tube material		Stainless steel (DIN 1.4404)			
		Face area	m^2	5.600	5.800	5.600	5.900
		Internal coil volume	l	27.1	28.1	27.1	28.1
		Operating pressure	bar	6			
		Average specifc thermal output	W/K	2,790	2,825	2,790	2,825
	Charging	Quantity		1			
		Tube material		Stainless steel (DIN 1.4404)			
		Face area	m^2	3	4	3	4
		Internal coil volume	l	13	18	13	18
		Operating pressure	bar	3			
		Average specifc thermal output	W/K	1,300	1,800	1,300	1,800
	Pressurised solar	Average specifc thermal output	W/K	-		390.00	840.00
	Auxiliary solar heating	Tube material		-	Stainless steel (DIN 1.4404)	-	Stainless steel (DIN 1.4404)
		Face area	m^2	-	1	-	1
		Internal coil volume	l	-	4	-	4
		Operating pressure	bar	-	3	-	3
		Average specifc thermal output	W/K	-	280	-	280

Domestic hot water tank

Plastic domestic hot water tank with solar support

- The pressurised solar thermal store is designed to work alone or in combination with a gas/oil boiler
- The thermal store is designed to work with a gas/oil boiler
- The pressureless solar thermal store is designed to work alone or in combination with a gas/oil boiler
- Fresh water principle: receive domestic hot water on demand while eliminating the risk of contamination and sedimentation
- Optimal domestic hot water performance: the low temperature evolution enables high tapping performance
- Fit for the future: possibility to integrate with renewable solar energy and other heat sources, e.g. fireplace
- Lightweight and robust build of the unit combined with the cascade principle offers flexible installation options

EKHWC500B

Accessory			EKHWC/EKHWC/ EKHWC/EKHWC/ EKHWC	500B	500B	500PB	300B	500B	300PB	500PB
Casing	Colour			Traffic white (RAL9016) / Dark grey (RAL7011)						
	Material			Impact resistant polypropylene						
Dimensions	Unit	Width	mm	790			595	790	595	790
		Depth	mm	790			615	790	615	790
Weight	Unit	Empty	kg	69	80	86	51	74	53	79
Tank	Water volume		l	477			294	477	294	477
	Material			Polypropylen						
	Maximum water temperature		°C	85						
	Insulation	Heat loss	kWh/24h	1.7			1.5	1.7	1.5	1.7
	Energy efficiency class			B						
	Standing heat loss		W	72			64	72	64	72
	Storage volume		l	477			294	477	294	477
Heat exchanger	Domestic hot water	Quantity		1						
		Tube material		Stainless steel (DIN 1.4404)						
		Face area	m^2	4.900	5.300		3.800	4.900	3.800	4.900
		Internal coil volume	l	23.8	25.8		18.6	23.8	18.6	23.8
		Operating pressure	bar	6						
		Average specifc thermal output	W/K	2,450	2,580		1,890	2,450	1,890	2,450
	Charging	Quantity		-	1					
		Tube material		-	Stainless steel (DIN 1.4404)					
		Face area	m^2	-	2					
		Internal coil volume	l	-	9					
		Operating pressure	bar	-	3					
		Average specifc thermal output	W/K	-	1,030		920	1,030	920	1,030
	Pressurised solar	Average specifc thermal output	W/K	-	840.00		-		390.00	-
	Auxiliary solar heating	Tube material		Stainless steel (DIN 1.4404)			-	Stainless steel (DIN 1.4404)	-	Stainless steel (DIN 1.4404)
		Face area	m^2	1			-	1	-	1
		Internal coil volume	l	4			-	4	-	4
		Operating pressure	bar	3			-	3	-	3
		Average specifc thermal output	W/K	350			-	350	-	350

Domestic hot water tank

Stainless steel domestic hot water tank

- Available in 200 and 260l in stainless steel EKHTS-AC
- Available in 150, 200 and 300 litres in stainless steel
- EKHWS(U)-B
- EKHWS-B Available for 400V applications
- Available in 150, 180, 200, 250 and 300 litres in stainless steel EKHWS(U)-D

EKHWS(U)-B EKHTS-AC EKHWS(U)-D

Accessory				EKHTS	200AC	260AC
Casing	Colour				Metallic grey	
	Material				Galvanised steel (precoated sheet metal)	
Dimensions	Unit	Height	Integrated on indoor unit	mm	2,010	2,285
		Width		mm	600	
		Depth		mm	695	
Weight	Unit	Empty		kg	70	78
Tank	Water volume			l	200	260
	Material				Stainless steel (EN 1.4521)	
	Maximum water temperature			°C	75	
	Insulation	Heat loss		kWh/24h	12.0	15.0
	Energy efficiency class				B	
	Standing heat loss			W	50	63
	Storage volume			l	200	260
Heat exchanger	Quantity				1	
	Tube material				Duplex steel (EN 1.4162)	
	Face area			m^2	1.560	
	Internal coil volume			l	7.5	

Accessory			EKHWS	(U)150B3V3	(U)200B3V3	(U)300B3V3	200B3Z2	300B3Z2
Casing	Colour			Neutral white				
	Material			Epoxy-coated mild steel				
Dimensions	Unit	Width	mm	580				
		Depth	mm	580				
Weight	Unit	Empty	kg	37	45	59	45	59
Tank	Water volume		l	150	200	285	200	285
	Material			Stainless steel (DIN 1.4521)				
	Maximum water temperature		°C	85				
	Insulation	Heat loss	kWh/24h	1.55	1.77	2.19	1.77	2.19
	Energy efficiency class			C				
	Standing heat loss		W	65	74	91	74	91
	Storage volume		l	150	200	285	200	285
Heat exchanger	Quantity			1				
	Tube material			Duplex steel LDX 2101				
Booster heater	Capacity		kW	3				
Power supply	Phase/Frequency/Voltage		Hz/V	1~/50/230			2~/50/400	

Accessory			EKHWS(U)	150D3V3	180D3V3	200D3V3	250D3V3	300D3V3
Casing	Colour			Neutral white				
	Material			Epoxy-coated mild steel				
Dimensions	Unit	Width	mm	595				
		Depth	mm	595				
Weight	Unit	Empty	kg	45	50	53	58	63
Tank	Water volume		l	150	180	200	250	300
	Material			Stainless steel (DIN 1.4521)				
	Maximum water temperature		°C	85				
	Insulation	Heat loss	kWh/24h	1.08	1.20	1.32	1.44	1.63
	Energy efficiency class			B				
	Standing heat loss		W	45	50	55	60	68
	Storage volume		l	145	174	192	242	292
Heat exchanger	Quantity			1				
	Tube material			Stainless steel EN 14521				
Booster heater	Capacity		kW	3				
Power supply	Phase/Frequency/Voltage		Hz/V	1~/50/230				

*Note: blue cells contain preliminary data

Solar
maximising renewable energy

Why choose a Daikin solar panel

Daikin's solar panels are designed to complement a variety of heating systems to garner more renewable energy to deliver hot water to your home.

Comfort

- Flexible solar system for pressureless and pressurised solar systems
- Hot tap water and heating support generated by solar energy
- Highly efficient flat solar panels that are available in 3 installation options:
  - On roof
  - In-roof
  - Flat roof

Energy efficiency

ECH_2O thermal store range:
Hot water savings with solar energy

Reduce your energy costs by taking advantage of the sun's renewable energy with our solar hot water systems. Built for small and large homes, individuals can choose between a pressureless or pressurised hot water system.



Reliability

Keymark Certificate

- Daikin's solar collectors have been awarded the Solar Keymark certification. Recognised across Europe, the Keymark for solar thermal products helps users select quality solar collectors. In most European countries this certification is mandatory for the products to be eligible for subsidies.

Solar panel - Overview EKSV21P - small vertical model

Material list for standard solar panel systems for hot water preparation and heating support EKSV21P

Solar panel
EKSV21P

Number of solar panels Type of installation Article	Type	Order No.	2 On-roof Quantity	2 In-roof Quantity	3 On-roof Quantity	3 In-roof Quantity	4 On-roof Quantity	4 In-roof Quantity	5 On-roof Quantity	5 In-roof Quantity
Solar panel	EKSV21P	16 20 12-RTX	2	2	3	3	4	4	5	5
Solar panel connection	FIX-VBP	16 20 16-RTX	1	1	2	2	3	3	4	4
Installation rail for individual solar panel	FIX MP 100	16 20 66	2	2	3	3	4	4	5	5
On-roof installation kit for one solar panel [DB+P)] (2 roof hooks per kit)	FIX-ADDP	16 20 85	4[2)]	0	6[2)]	0	8[2)]	0	10[2)]	0
In-roof installation package, basic storage for two solar panel	IB EKSV21P	16 20 17	0	1	0	1	0	1	0	1
In-roof installation package, additional storage for central solar panel	IE EKSV21P	16 20 18	0	0	0	1	0	2	0	3

Material list standard solar panels with Drain-back system

Type of installation	Type	Order No.	On-roof Quantity	In-roof Quantity
Control and pump unit	RPS 4	EKSRPS4A	1	1
Support for connecting pipe solar panel	TS	16 42 45	1	1
Connection pipe solar panel	CON 15	16 47 32	1	1
Roof penetration pack solar panel on-roof	EKSRCAP EKSRCRP	EKSRCAP anthracite EKSRCRP red	1	0
Installation accessories, solar panel in-roof	RCIP	16 20 37-RTX	0	1

Nominal volume, complete system				
Number of solar panels	2	3	4	5
Connecting line 15m	DN 16	DN 16	DN 20	DN 20
Nominal system volume (l)	20.2	21.5	22.8	24.1

Material list solar panels with pressure system [1)]

Number of solar panels Article	Type	Order No.	up to 2 Quantity	up to 3 Quantity	4 to 5 Quantity
Controller	EKSDSR1A	EKSDSR1A	1	1	1
Pressure station solar panel	EKSRDS2A	EKSRDS2A	1	1	1
Solar panel pressurised solar line DN16 15m	CON 15P16	16 20 73	1	1	0
Solar panel pressurised solar connection kit DN16	CON CP16	16 20 75	1	1	0
Solar panel pressurised solar line DN20 15m	CON 15P20	16 20 74	0	0	1
Solar panel pressurised solar connection kit DN20	CON CP20	16 20 76	0	0	1
Solar panel expansion vessel 12l *	MAG S12	16 20 70	1	0	0
Solar panel expansion vessel 25l *	MAG S 25	16 20 50	0	1	0
Solar panel expansion vessel 35l *	MAG S 35	16 20 51	0	0	1
Installation material solar panel with pressure system [1)]	RCP	EKSRCP	1	1	1

DB Drain-back system

P Pressurised system

DB) Only required for installations with drain-back system.
P) Only required for pressurised installations.
* Standard recommendation, after detailed expansion vessel calculation, other expansion vessels may be necessary.
1) The roof penetration for on-roof and flat roof installation is to be provided by the customer.
The solar fluid must be ordered separately.
2) The number of roof hooks must be checked if necessary (see installation instructions ADM).

Solar panel - Overview EKSV26P - standard vertical model

Material list for standard solar panel systems for hot water preparation and heating support EKSV26P

Solar panel EKSV26P

Number of solar panels Type of installation / Article	Type	Order No.	2 On-roof Quantity	2 In-roof Quantity	2 Flat roof Quantity	3 On-roof Quantity	3 In-roof Quantity	3 Flat roof Quantity	4 On-roof Quantity	4 In-roof Quantity	4 Flat roof Quantity	5 On-roof Quantity	5 In-roof Quantity	5 Flat roof Quantity
Solar panel	EKSV26P	EKSV26P	2	2	2	3	3	3	4	4	4	5	5	5
Solar panel connection	FIX-VBP	16 20 16 - RTX	1	1	1	2	2	2	3	3	3	4	4	4
Mounting rail single collector	FIX MP 130	16 20 67	2	2	2	3	3	3	4	4	4	5	5	5
On-roof installation pack for one solar panel [DB+P] (2 roof hooks per kit)	FIX-ADDP	16 20 85	4 [2]	0	0	6 [2]	0	0	8 [2]	0	0	10 [2]	0	0
In-roof installation kit, basic flashing for two solar panels	IB V26P	16 20 19	0	1	0	0	1	0	0	1	0	0	1	0
In-roof installation pack, additional flashing for central solar panel	IE V26P	16 20 20	0	0	0	0	1	0	0	2	0	0	3	0
Flat-roof frame, basic pack for two solar panels	FB V26P	16 20 58	0	0	1	0	0	1	0	0	1	0	0	1
Flat-roof frame, expansion pack additional solar panel	FE V26P	16 20 59	0	0	0	0	0	1	0	0	2	0	0	3

Material list standard solar panels with Drain-back system

Number of solar panels Installation type / Article	Type	Order No.	On-roof Quantity	In-roof Quantity	Flat roof Quantity
Control and pump unit	EKSRPS4A	EKSRPS4A	1	1	1
Additional support troughs for connecting pipe solar panel	TS	16 42 45	1	1	1
Connection pipe solar panel	CON 15	16 47 32	1	1	1
Roof penetration pack solar panel on-roof	EKSRCAP EKSRCRP	EKSRCAP Anthracite EKSRCAP Red	1	0	0
Installation accessories, solar panel in-roof	RCIP	16 20 37-RTX	0	1	0
Roof penetration pack solar panel flat roof	RCFP	16 20 38-RTX	0	0	1

Material list solar panels with pressure system [1]

Number of solar panels Installation type / Article	Type	Order No.	up to 2 Quantity	up to 3 Quantity	4 to 5 Quantity
Controller	EKSDSR1A	EKSDSR1A	1	1	1
Pressure station solar panel	EKSRDS2A	EKSRDS2A	1	1	1
Solar panel pressurised solar line DN16 15m	CON 15P16	16 20 73	1	1	0
Solar panel pressurised solar connection kit DN16	CON CP16	16 20 75	1	1	0
Solar panel pressurised solar line DN20 15m	CON 15P20	16 20 74	0	0	1
Solar panel pressurised solar connection kit DN20	CON CP20	16 20 76	0	0	1
Solar panel expansion vessel 12l *	MAG S12	16 20 70	1	0	0
Solar panel expansion vessel 25l *	MAG S 25	16 20 50	0	1	0
Solar panel expansion vessel 35l *	MAG S 35	16 20 51	0	0	1
Installation material solar panel with pressure system [1]	RCP	EKSRCP	1	1	1

Nominal volume, complete system				
Number of solar panels	2	3	4	5
Connecting line 15m	DN 16	DN 16	DN 20	DN 20
Nominal volume entire system (l)	21	22.7	24.4	26.1

Observe footnotes on page 56!

Solar panel - Overview EKSH26P - standard horizontal model

Material list for standard solar panel systems for hot water preparation and heating support EKSH26P

Solar panel H26 P

Number of solar panels Type of installation Article	Type	Order No.	1 On-roof Quantity	1 Flat roof Quantity	2 On-roof Quantity	2 Flat roof Quantity	3 On-roof Quantity	3 Flat roof Quantity	4 On-roof Quantity	4 Flat roof Quantity	5 On-roof Quantity	5 Flat roof Quantity
Solar panel	EKSH26P	EKSH26P	1	1	2	2	3	3	4	4	5	5
Solar panel connection	FIX-VBP	16 20 16 - RTX	0	0	1	1	2	2	3	3	4	4
Installation rail guide for individual solar panel	FIX MP 200	16 20 68	1	1	2	2	3	3	4	4	5	5
On-roof installation pack for one solar panel [P)] (4 roof hooks per kit)	FIX-ADDP	16 20 85	2[2)]	0	4[2)]	0	6[2)]	0	8[2)]	0	10[2)]	0
Flat roof support frame basic kit for one solar panel	FB H26P	16 20 60	0	1	0	1	0	1	0	1	0	1
Flat roof trestle Extension pack for one additional solar panel	FE H26P	16 20 61	0	0	0	1	0	2	0	3	0	4

Nominal volume, complete system				
Number of solar panels	2	3	4	5
Connecting line 15m	DN 16	DN 16	DN 20	DN 20
Nominal volume system (l)	21.6	23.9	26	28.1

Material list solar panels with pressure system [1)]

Number of solar panels Installation type / Article	Type	Order No.	up to 3 Quantity	4 to 5 Quantity
Pressurised thermal store	EKHWP500PB	EKHWP500PB	1	1
Controller	EKSDSR1A	EKSDSR1A	1	1
Pressure station solar panel	EKSRDS2A	EKSRDS2A	1	1
Solar panel pressurised solar line DN16 15m	CON 15P16	16 20 73	1	0
Solar panel pressurised solar connection kit DN16	CON CP16	16 20 75	1	0
Solar panel pressurised solar line DN20 15m	CON 15P20	16 20 74	0	1
Solar panel pressurised solar connection kit DN20	CON CP20	16 20 76	0	1
Solar panel expansion vessel 12l *	MAG S12	16 20 70	0	0
Solar panel expansion vessel 25l *	MAG S 25	16 20 50	1	0
Solar panel expansion vessel 35l *	MAG S 35	16 20 51	0	1
Installation material solar panel with pressure system [1)]	RCP	EKSRCP	1	1

Pressurised system

P) Only required for pressurised installations.
* Standard recommendation, after detailed expansion vessel calculation, other expansion vessels may be necessary.
1) The roof penetration for on-roof and flat roof installation is to be provided by the customer. The solar fluid must be ordered separately.
2) The number of roof hooks must be checked if necessary (see installation instructions ADM).

Solar panel - Overview EKSV26P - standard vertical model

List of materials for solar components that connect several storage tanks

DB

Total number of storage tanks Article	Type	Order No.	2 Quantity	3 Quantity
Solar panel storage tank extension kit	CON SX	16 01 20	1	1
Solar panel storage tank extension kit 2	CON SXE	16 01 21	0	1

Solar panels for pressurised use and Drain-back system

High-efficiency flat solar panels
Stable watertight solar panel frame made of black anodised aluminium, highly special coating and safety glass, low-reflection, efficient heat insulation of the solar panel back plane with mineral wool. The minimum efficiency of the solar panel is more than 525kWh/m² per year (location: Würzburg, Germany). Suitable for drain-back and pressurised systems.

Article		Type	Order No.
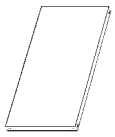	**High-efficiency flat solar panel EKSV26P** (2,000 x 1,006 x 85mm), solar panel area 1.79m², Weight 35kg, water content 1.3l. Max. 6 bar.	EKSV21P	EKSV21P
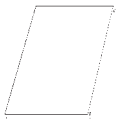	**High-efficiency flat solar panel EKSV26P** (2,000 x 1,300 x 85mm), solar panel area 2.35m², Weight 42kg, water content 1.7l. Max. 6 bar.	EKSV26P	EKSV26P
	High-efficiency flat solar panel EKSH26P (1,300 x 2,000 x 85mm), solar panel area 2.35m², Weight 42kg, water content 2.1l. Max. 6 bar.	EKSH26P	EKSH26P
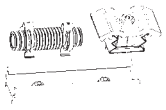	**Solar panel connection** Installation profile connector, expansion joints and double clamping blocks.	FIX-VBP	16 20 16-RTX
	Installation profile rail for EKSV21P Consisting of installation profile rails and solar panel securing clips.	FIX MP 100	16 20 66
	Installation profile rail for EKSV26P Consisting of installation profile rails and solar panel securing clips.	FIX MP 130	16 20 67
	Installation profile rail for EKSH26P Consisting of installation profile rails and solar panel securing clips.	FIX MP 200	16 20 68
	Support for connecting pipe solar panel Support troughs (5 in number, length, in each case, 1.3m) for support of the solar panel plastic connection lines in Drain-Back.	TS	16 42 45
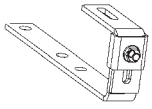	**On-roof installation pack slate** 4 roof hooks for flat roofing, e.g. slate, for one solar panel.	FIX ADS	16 47 23
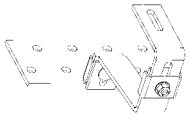	**On-roof installation pack MULTI** 2 height-adjustable roof hooks for drain-back and pressure system, including mounting materials.	FIX-ADDP	16 20 85
	Roof holder for corrugated covering 4 holders including fixing material for one solar panel.	FIX-WD	16 47 03-RTX
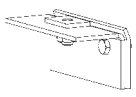	**Roof holder for welted sheet metal covering** 4 holders including fixing material for one solar panel. Note: for on-roof installation only.	FIX-BD	16 47 04-RTX

Solar panels for pressurised use and Drain-back system

Article		Type	Order No.
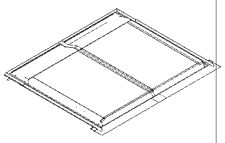	**Basic in-roof assembly package EKSV21P** Basic flashing for two solar panels, duct set including installation material. Minimum roof gradient 15°.	IB V21P	16 20 17
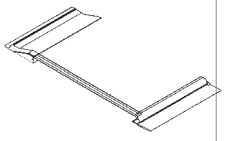	**Extension kit in-roof mounting EKSV21P** Additional package for an additional solar panel, duct set including installation material. Minimum roof gradient 15°.	IE V21P	16 20 18
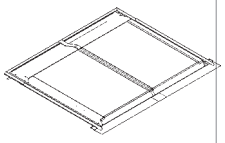	**Basic in-roof mounting pack EKSV26P** Basic flashing for two solar panels, duct set including installation material. Minimum roof gradient 15°.	IB V26P	16 20 19
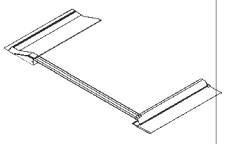	**Expansion in-roof mounting pack EKSV26P** Additional package for an additional solar panel, duct set including installation material. Minimum roof gradient 15°.	IE V26P	16 20 20
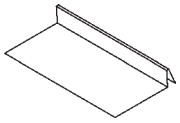	**In-roof covering slate supplementary pack** 30 layer pieces for flat coverings, e.g. slate (per basic in-roof pack you will need one supplementary pack).	FIX-IES	16 46 16-RTX
	Basic pack flat-roof frame for mounting of two EKSV26P solar panels on flat roofs Pre-assembled system for simple and rapid installation, adjustable gradient (30° to 60°). Suitable for wind load zone WLZ 2 (only to a limited extent for WLZ 3).	FB V26P	16 20 58
	Extension pack flat-roof frame for one additional EKSV26P solar panel Extension for FB V26P.	FE V26P	16 20 59
	Basic pack flat-roof frame for mounting of one EKSH26P collector on flat roofs Pre-assembled system for simple and rapid installation, adjustable gradient (30° to 60°). Suitable for wind load zone WLZ 2 (only to a limited extent for WLZ 3).	FB H26P	16 20 60
	Extension pack flat-roof frame for one additional EKSH26P solar panel Extension for FB H26P.	FE H26P	16 20 61
	Disassembly tools ducts drain-back system	FIX LP	16 20 29-RTX

Drain-back system

Pressurised system

Solar panel - pressure system

Article		Type	Order No.
	**Controller** Temperature-difference regulator for the solar panel with pressure system. Regulator with graphic display for representation of hydraulic schematics and yield balances, for example. Including return flow and storage tank temperature sensor and housing for wall mounting.	EKSDSR1A	EKSDSR1A
	Pressure station Consists of: Pipe connection ø 22mm including pipe compression fittings and support sleeves (5x), flow measurement unit with 2 x KFE cock, integrated air separator, ball-cocks with integrated back-flow prevention, Grundfos Solar 25-65 pump, safety group with pressure gauge, including insulation and installation accessories.	EKSRDS2A	EKSRDS2A
	Fill and drain connection For RPS3 and tanks from 2013 onwards, for easy filling and emptying through the fill and drain valve.	KFE BA	16 52 15
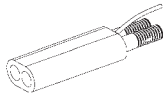	**Solar panel pressurised solar line DN 16** 15m thermally-insulated stainless steel corrugated pipe line for solar panel pressurised systems with inserted sensor line nominal size DN 16. For systems of up to 3 solar panels and a line length of up to 25m. Without connection fittings.	CON 15P16	16 20 73
	Solar panel pressurised solar connection kit DN 16 All necessary fittings for connecting the pressurised solar line DN 16. Required together with CON 15P16.	CON CP16	16 20 75
	Solar panel pressurised solar connection kit DN 16 Fittings for connecting two pressurised solar lines DN 16.	CON XP16	16 20 71
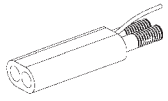	**Solar panel pressurised solar line DN 20** 15m thermally-insulated stainless steel corrugated pipe line for solar panel pressurised systems with inserted sensor line nominal size DN 20. For systems up to 5 solar panels and a line length of up to 25m. Without connection fittings.	CON 15P20	16 20 74
	Pressurised solar connection kit DN 20 All necessary fittings for connecting the pressurised solar line DN 20. Always required together with CON 15P20.	CON CP20	16 20 76
	Solar panel pressurised solar connection kit DN 20 Fittings for connecting the pressurised solar line DN 20.	CON P20	16 20 72
	Installation material solar panel pressurised system Connection fittings for pressurised systems and solar panel installation material, consisting of installation material for solar panel and connection pipe, 2m UV-proof thermal insulation for the outer area, connection fittings and panel temperature sensor. The roof penetration must be provided to the customer.	RCP	EKSRCP
	Solar panel row connection for the solar panel with pressure system Connection kit for connecting two rows of solar panels in parallel. Consisting of solar panel installation material, equipotential bonding terminals, end caps, connection elbows and 1m thermally-insulated piping.	CON LCP	16 20 45

Solar panel - pressure system

Article		Type	Order No.
	Expansion vessel 12l with connection block For solar panels with pressure systems of max. 2 x EKSV21P - solar panels.	MAG S12	16 20 70
	Expansion vessel 25l with connection block For solar panels with pressure systems of max. 3 solar panels.	MAG S 25	16 20 50
	Expansion vessel 35l with connection block For solar panels with pressure systems of max. 5 solar panels.	MAG S 35	16 20 51-RTX
	GLYCOL CORACON SOL 5F 20l can of pre-mixed solar fluid, functional range up to -28°C.	CORACON SOL 5F	16 20 52-RTX
	GLYCOL CORACON SOL 5 1l of solar fluid concentrate for extension of the frost range. With 20l of solar fluid with 1 l additive, the use range extends down to -33°C. For 20l of solar fluid with 2x 1l of additive, the functional range is extended to -38°C.	CORACON SOL 5	16 20 53
	Circulation lance For energetically-optimised incorporation of the domestic hot water circulation in the hot water connection of the warm-water storage tank.	ZKL	16 51 13
	Thermostatic mixer as scalding protector Thermal safety device for the domestic water pipe. Setting range 35-60°C.	VTA32	15 60 15
	Screw connection kit 1" For connection of the scald protection VTA32.		15 60 16
	Thermostatic regulator 230V With capillary tube temperature sensor, setting range 35-85°C.	SCS-TR	16 41 30
	3-way switching valve 1" male With motor drive 230V, switchover time 6 sec.	3 W-UV	15 60 34

Solar panels - drain-back system

DB

Article		Type	Order No.
	**EKSRPS4 regulation and pump unit** Ready to plug in unit (230V), with digital differential temperature regulation, return and storage tank temperature sensors, high-efficiency circulation pump. **INFO:** The flow sensor (FLS 20), included in the supply, provides more effective operation of the EKSRPS4. In addition to direct calculation of the heat output, the sensor allows modulation of the operating pump and thus an additional saving in electrical energy.	EKSRPS4	EKSRPS4A
	Fill and tap connection solar panel with drain-back system For easy filling of solar panels with drain-back system from 2013 onwards through the solar flow connector.	KFE DB BA	16 52 16
	Burner blocking contact connection cable For RPS2, RPS3, RPS3 M, RPS3 25M.	BSKK	16 41 10-RTX
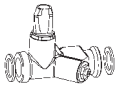	**Solar panel FlowGuard solar flow regulator** with solar flow indicator 2-16l / min.	FLG	16 41 02-RTX
	Connection tube solar panel Ready to connect connection line 15m between solar panel and pump station, consisting of thermally-insulated flow and return line with integrated sensor cable.	CON 15	16 47 32
	Connection tube solar panel Ready to connect connection line 20m between solar panel and pump station, consisting of thermally-insulated flow and return line with integrated sensor cable.	CON 20	16 47 33
	Solar panel solar flow sensor 100 Sensor for expanding RPS3 25M control system, enables heat yield metering in large installations. Measuring range up to 100l/min.	FLS 100	16 41 03-RTX
	Extension For connecting a collector array (EKSV21P, EKSV26P, EKSH26P) to the on-site rigid copper connection pipes when using roof penetration box kits EKSRCAP, EKSRCRP, RCIP, RCFP.	CON X20 25M	16 42 32

Solar panels - drain-back system

DB

Article		Type	Order No.
	Extension connection tube solar panel Ready to plug in including installation material and connection fittings L = 2.5m L = 5.0m L = 10.0m Maximum possible length of the connection pipe: Number of solar panels / Max. length 2 / 45m 3 / 30m 4 / 17m 5 / 15m	CON X 25 CON X 50 CON X 100	16 42 61 16 42 62 16 42 63
	**Extension of the inflow pipe** UV-resistant thermally-insulated, length = 8m, including cable connecting fitting for the solar panel sensor line.	CON XV 80	16 42 64
	**On-roof roof penetration, anthracite** Roof penetration pack with connection fittings and solar panel installation material, consisting of anthracite roof penetration, installation material for solar panel and connection pipe, 2m UV-proof heat insulation for the outer area, connection fittings with detaching tools and panel temperature sensor.	EKSRCAP	EKSRCAP
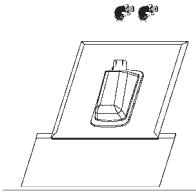	**On-roof roof penetration, tile red** Roof penetration pack with connection fittings and solar panel installation material, consisting of tile red roof penetration, installation material for solar panel and connection pipe, 2m UV-proof heat insulation for the outer area, connection fittings with detaching tools and panel temperature sensor.	EKSRCRP	EKSRCRP
	Solar panel panel row connection Connection kit for connecting two rows of solar panels one above the other. Consisting of solar panel installation material, equipotential bonding terminals, end caps, connection elbows and 1m thermally-insulated piping.	CON RVP	16 20 35-RTX
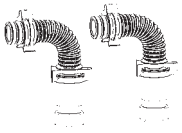	**Installation material, solar panel in-roof** Ready to plug in including installation material and connection fittings.	RCIP	16 20 37-RTX
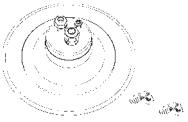	**Roof penetration, flat roof** Roof penetration pack with connection fittings and solar panel installation material, consisting of flat-roof roof penetration, installation material for solar panel and connection pipe, 8.5m UV-proof heat insulation for the outer area, connection fittings with detaching tools and panel temperature sensor.	RCFP	16 20 38-RTX
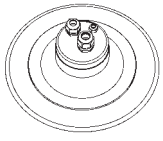	**Roof penetration flat-roof for alternate side solar panel connection** Flat roof penetration with screw connections and blind plugs for penetration openings which are not used.	CON FE	16 47 09
	Solar panel boiler extension kit Connection kit for the connection of two warm-water storage tanks, consisting of drain-back connection tube and lead supply line.	CON SX	16 01 20

Solar panels - drain-back system

DB

Article		Type	Order No.
	Solar panel storage tank extension kit 2 Connection kit for the connection of additional warm-water storage tanks, consisting of drain-back connection tube and lead supply line.	CON SXE	16 01 21
	Circulation lance For energetically-optimised incorporation of the tap-water circulation in the hot water connection of the warm-water storage tank.	ZKL	16 51 13
	Thermostatic mixer as scalding protector Thermal safety device for the warm-water pipe. Setting range 35-60°C.	VTA32	15 60 15
	Screw connection kit 1" For connection of the scald protection VTA32.		15 60 16
	Thermostatic regulator 230V With capillary tube temperature sensor, setting range 35-85°C.	SCS-TR	16 41 30
	3-way switching valve 1" male With motor drive 230V, switch-over time 6 sec.	3 W-UV	15 60 34

Solar collector

Thermal solar collector for hot water production

- Solar collectors can produce up to 70% of the energy needed for hot water production - a major cost saving
- Horizontal solar collector for domestic hot water production
- Vertical solar collector for domestic hot water production
- High efficiency collectors transfer all the short-wave solar radiation into heat as a result of their highly selective coating
- Easy to install on roof tiles

EKSV21P

Accessory			EKSV	21P	21P	26P	26P	26P	26P
Mounting				Vertical				Horizontal	
Dimensions	Unit	HeightxWidthxDepth	mm	1,006x85x2,000		1,300x85x2,000	1,006x85x2,000	2,000x85x1,300	
Weight	Unit		kg	33		42			
Volume			l	1.3		1.7		2.1	
Surface	Outer		m^2	2.01		2.60			
	Aperture		m^2	1.800		2.360			
	Absorber		m^2	1.79		2.35			
Coating				Micro-therm (absorption max. 96%, Emission ca. 5% +/-2%)					
Absorber				Harp-shaped copper pipe register with laser-welded highly selective coated aluminium plate					
Glazing				Single pane safety glass, transmission +/- 92%					
Allowed roof angle	Min.~Max.		°	15~80					
Operating pressure	Max.		bar	6					
Stand still temperature	Max.		°C	192					
Thermal performance	collector efficiency (ηcol)		%	60.5	61	60.5	61	-	61
	Zero loss collector efficiency η0		%	0.781		0.784			
	Heat loss coefficient a1		$W/m^2.K$	4.240		4.250			
	Temperature dependence of the heat loss coefficient a2		$W/m^2.K^2$	0.006		0.007			
	Thermal capacity		kJ/K	4.9		6.5			
Auxiliary	Solpump		W	-					
	Annual auxiliary electricity consumption Qaux		kWh	-					
	Solstandby		W	-					

EKSRPS4A/EKSRDS2A

Pump station

- Save energy and reduce CO2 emissions with a solar system for domestic hot water production
- Pump station connectable to unpressurised solar system
- Pump station and control provide the transfer of solar heat to the domestic hot water tank

EKSRPS3_R

Accessory			EKSRPS	4A	4A	2A	2A
Mounting				On side of tank		On wall	
Dimensions	Unit	HeightxWidthxDepth	mm	815x142x230		410x314x154	
Weight	Unit		kg	6			
Operation range	Ambient temperature	Min.~Max.	°C	5~40		-~40	
Operating pressure	Max.		bar	-		6	
Stand still temperature	Max.		°C	85		120	
Control	Type			Digital temperature difference controller with plain text display			
	Power consumption		W	2		5	
Sensor	Solar panel temperature sensor			Pt1000			
	Storage tank sensor			PTC		-	
	Return flow sensor			PTC		-	
	Feed temperature and flow sensor			Voltage signal (3.5V DC)		-	
Power supply	Phase/Frequency/Voltage		Hz/V	1~/50/230		-/50/230	
Power supply intake				Indoor unit			
Auxiliary	Solpump		W	33		23	
	Annual auxiliary electricity consumption Qaux		kWh	78		89	
	Solstandby		W	2.00		5.00	

interiors
DESIGNERWONINGEN
TRACK a contemporary city conversation S.M.A.K.
GREEN DESIGN

Always in control

Daikin Online Controller

The Daikin Online Controller application can control and monitor the status of your heating system and allows you to:

Monitor
› The status of your heating system
› Your energy consumption graphs*

Schedule
› Schedule the set temperature* and operation mode
with up to **6 actions per day for 7 days**
› Enable **holiday mode**
› View in intuitive mode

Control **
› The **operation mode** and set temperature
› Remotely control your system and domestic hot water

*Starting with ERGA-D

*Control via the app
› Room thermostat control for space heating and domestic hot water
› Leaving water temperature control for domestic hot water
› External control for domestic hot water

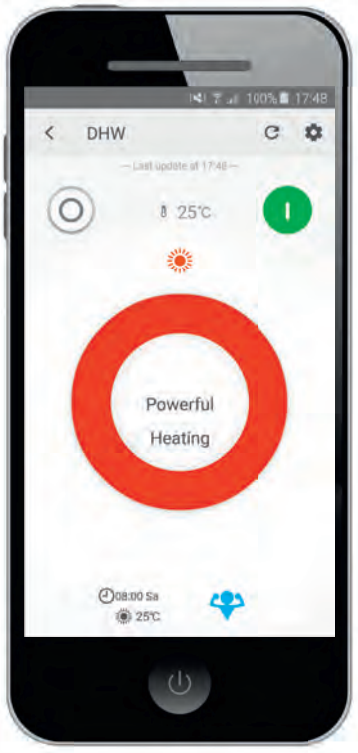

Daikin Online Heating Control
The Daikin Online Control Heating app is a multifaceted programme that allows customers to control and monitor the status of their heating system.

Main features
› 'Daikin Eye' (intuitive setting)
› Tank temperature monitoring
› Equipped with GDPR (data protection)
› Remote firmware update of LAN Adapter
› Control over multiple unit locations

Applicable Daikin units
› Daikin Altherma low temperature split
› Daikin Altherma low temperature monobloc (5-7 kW)
› Daikin Altherma ground source heat pump
› Daikin Altherma hybrid heat pump
› Wall mounted gas condensing boiler D2CND
› GCU compact

EKRUCBL*

Control
› Manage space heating, cooling, domestic hot water and among others, booster mode
› User-friendly remote control with contemporary design
› Easy to use with direct accessibility to all main functions

Comfort
› An additional user interface can include a room thermostat in the space to be heated
› Easy commissioning: intuitive interface for advanced menu settings

General features
Several languages possible depending on the model, including: English, German, Dutch, Spanish, Italian, French, Greek, Russian, etc.

Applicable Daikin units
› Daikin Altherma low temperature split
- Wall mounted
- Floor standing
- Monobloc (5-7 kW)
› Daikin Altherma hybrid heat pump
› Daikin Altherma ground source heat pump
› Domestic hot water heat pump

* only in combination with EKRTETS

System controller for Daikin Altherma

Control

Reduce installation time

› Program all settings for an installation on a laptop computer and simply upload them to the controller during commissioning
› Reuse similar settings for related installations

Improve service diagnostics and maintenance

› The controller records the time, date and nature of the last 20 error occurrences

Comfort

Maximise comfort with stable room temperatures

› Raise or lower water temperature as a function of the actual room temperature
› Manage energy consumption
› Intuitive screen displays the output and input energy of the unit provide consumption transparency

General features

Weather depending floating set point

When the floating set point function is enabled, the set point for the leaving water temperature will be dependent on the outside ambient air temperature. At low outside ambient air temperatures, the leaving water temperature will increase to satisfy the rising heat requirement of the building. At warmer temperatures, the leaving water temperature will decrease to save energy.

Applicable Daikin units

› Daikin Altherma low temperature monobloc (11-16 kW)
› Daikin Altherma high temperature
› Daikin Altherma Flex Type

EKRTR/EKRTW

Control

The LCD screen of the room thermostat presents the necessary information regarding the setting of the Daikin Altherma system.

Comfort

An external sensor (EKRTETS) can be placed between the underfloor heating and the floor, as an alternative to the wireless room thermostat.

General features

› Set the temperature of the room based on measurements from the built-in or external sensor
› Off function (with integrated frost-protection function)
› Holiday function mode
› Comfort and reduced function modes
› Time (day and month)
› Programmable weekly timer with 2 user defined and 5 preset programmes, with up to 12 actions per day
› Keylock function
› Set limits: the installer can change the upper and lower limits
› Floor temperature protection

Applicable Daikin units

› Combinable to all Daikin units

EKRUCBL/EKRUCBS

Wired remote control for Heating

EKRUCBL

Indoor unit		EKRUCBL/EKRUCBS	1	2	3	4	5	6	7	EKRUCBS
Control systems	Class of temperature control		VI							
	Contribution to seasonal space heating efficiency	%	4.0							

EKRTW/EKRTR

Wired remote control for Heating

EKRTWA

				EKRTR	EKRTWA
Dimensions	Unit	HeightxWidthxDepth	mm	-x-x-	87x125x34
	Thermostat	Height/Width/Depth	mm	87/125/34	-/-/-
	Receiver	Height/Width/Depth	mm	170/50/28	-/-/-
Weight	Unit		g	-	215
	Thermostat		g	210	-
	Receiver		g	125	-
Ambient temperature	Storage	Min./Max.	°C	-20/60	
	Operation	Min./Max.	°C	0/50	
Temperature setting range	Heating	Min./Max.	°C	4/37	
	Cooling	Min./Max.	°C	4/37	
Clock				Yes	
Regulation function				Proportional band	
Power supply	Voltage		V	-	Battery powered 3* AA-LR6 (alkaline)
	Thermostat	Voltage	V	Battery powered 3x AA-LRG (alkaline)	-
	Receiver	Voltage	V	230	-
	Frequency		Hz	50	-
	Phase			1~	-
Connection	Type			-	Wired
	Thermostat			Wireless	-
	Receiver			Wired	-
Maximum distance to receiver	Indoor		m	approx. 30m	-
	Outdoor		m	approx. 100m	-
Control systems	Class of temperature control			IV	
	Contribution to seasonal space heating efficiency		%	2.0	

EKRTR

INTRODUCTION
AIR PURIFIER
HEATING
SPLIT
SKY AIR
VRV
VENTILATION & BIDDLE AIR CURTAINS
MARINE TYPES
CHILLERS
FAN COIL UNITS
AIR HANDLING UNITS
REFRIGERATION
CONTROL SYSTEMS

A big step setting the new heat pump standard

BLUEVOLUTION

The new generation Daikin Altherma 3

High performance - The 3rd Generation of Daikin Altherma is taking you beyond the imaginable with its performance: A+++ Seasonal efficiency and operation range down to -25°C.

Easy to install - The floor standing unit only has a 60 cm² footprint and you can choose for white or silver-grey colour.

Easy to control - Fully digital, the Daikin Altherma 3 can be controlled from everywhere with an app or a home control system.

For more information: www.daikin.eu

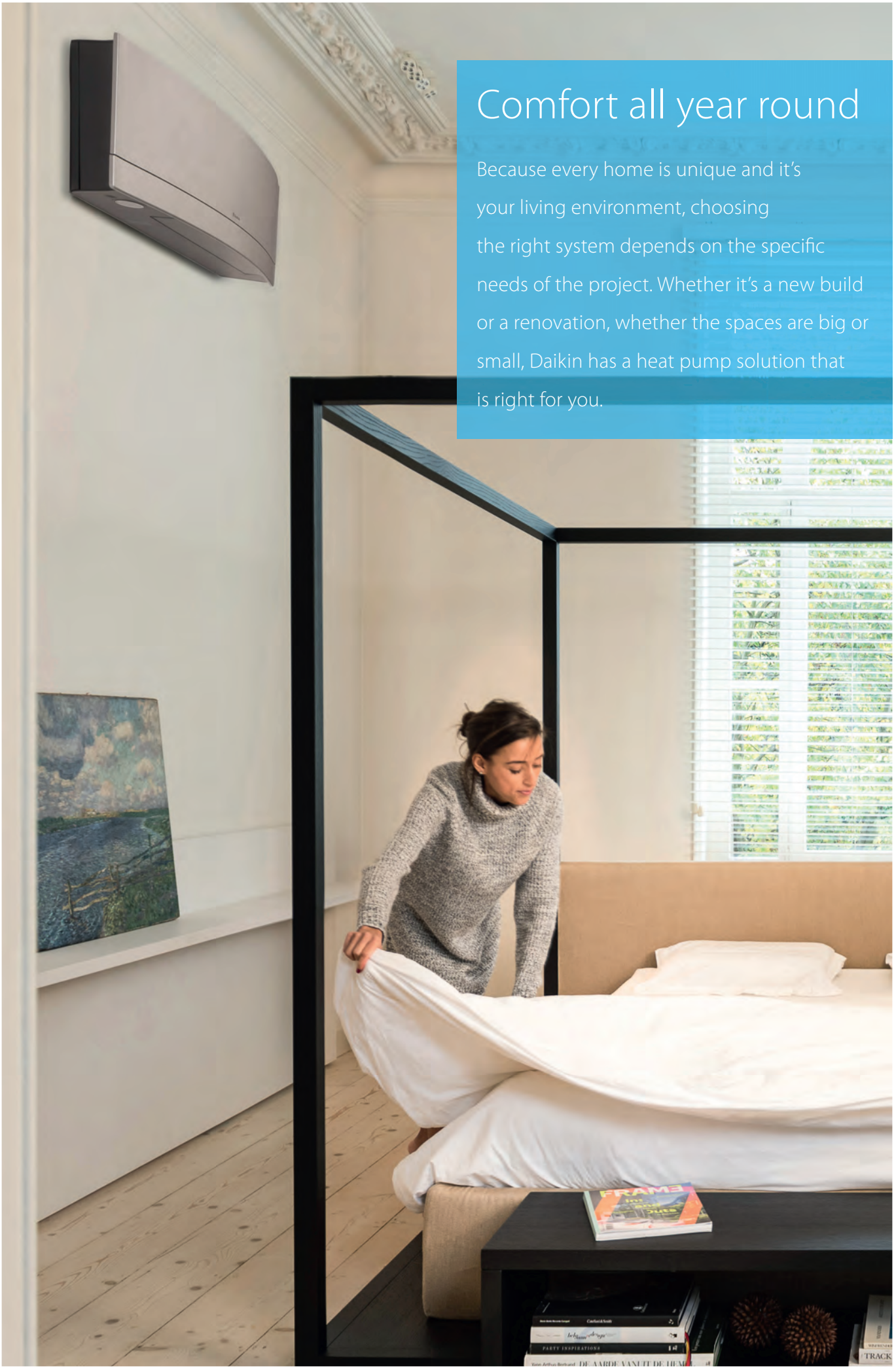

Comfort all year round

Because every home is unique and it's your living environment, choosing the right system depends on the specific needs of the project. Whether it's a new build or a renovation, whether the spaces are big or small, Daikin has a heat pump solution that is right for you.

Residential applications - split

Why choose a Daikin split system? 144

Products overview 148

Benefits overview 152

R-32 BLUEVOLUTION 154

Wall mounted units 154
UNIQUE **Ururu Sarara** FTXZ-N / RXZ-N 155
Daikin Emura FTXJ-MW/S / RXJ-M 157
NEW FTXA-A / RXA-A 158
Perfera C/FTXM-M /RXM-M(9) 159
Comfora FTXP-K3/ RXP-K3 160
NEW **Sensira** FTXC-A/RXC-A 161
NEW **Sensira** FTXF-A / RXF-A 162

Concealed ceiling unit 163
FDXM-F3 / RXM-M9 163

Floor standing units 164
NEW FVXM-F / RXM-M9 164

NEW Hybrid multi 165
CHYHBH-AV32 / EHYKOMB-AA2/3 165

Multi outdoor units 166
MXM-M/N 166

R-410A 168

Wall mounted units 168
Daikin Emura FTXG-LW/S / RXG-L 168
Perfera C/FTXS-K/G / RXS-L(3)/F8 169
Comfora FTX-KV + RX-K 170
Comfora FTX-J3/GV / RX-K/GV(B) 171
Sensira FTXB-C / RXB-C 172
FTXK-AW/S / RXK-A 173

Floor standing units 174
Nexura FVXG-K / RXG-L 175
FVXS-F / RXS-L(3) 176

Flexi type units 177
FLXS-B(9) / RXS-L(3) 177

Concealed ceiling unit 178
NEW FDXM-F3 / RXS-L(3) 178
FDBQ-B / (multi model applications only) 179

Multi outdoor units 180
MXS-E/F/G/H/K 181
RXYSCQ-TV1 182
RXYSQ-TV1/TY1 183

Siesta wall mounted unit 184
ATXM-M / ARXM-M9 185
NEW ATXP-K3 / ARXP-K3 186

Siesta multi outdoor unit 187
AMXM-M 187

Siesta R-410A 188

Siesta wall mounted units 188
ATXS-K / ARXS-L(3) 188
ATX-KV / ARX-K 189
ATX-J3 / ARX-K 190
ATXB-C / ARXB-C 191
ATXN-NB9 / ARXN-NB9 192

Siesta wall mounted unit 193
AMX-E/G 193

R-32 Optimised heating BLUEVOLUTION 194

Wall mounted units 195
NEW **Perfera** FTXTM-M / RXTM-N 195
NEW **Comfora** FTXTP-K / RXTP-N 196

Siesta wall mounted units 197
NEW ATXTP-K / ARXTP-N 197

R-410A Optimised heating 198

Wall mounted units 198
Daikin Emura FTXG-LW/S / RXLG-M 198
Perfera FTXLS-K3 / RXLS-M 199
Comfora FTXL-JV / RXL-M3 200

Floor standing units 201
Nexura FVXG-K + RXLG-M 201
FVXS-F / RXL-M3 202

Options & accessories 204

Combination tables 209

For latest data, please consult my.daikin.eu

Comfort all year round with residential air conditioners

5 reasons why Split is unique in the market

BLUEVOLUTION

1 Full Split R-32 range for average and cold outdoor temperatures

Refrigerant	Type	Model	Product name		15	20	25	30	35	40	42	50	60	71
R-32	Wall mounted	Ururu Sarara Complete climate control with (de) humidification, air purification & ventilation with top efficiencies in heating & cooling	FTXZ-N				● (pair only)		● (pair only)			● (pair only)		
		Daikin Emura Design at its best, delivering superior efficiency and comfort	FTXJ-MW/S			●	●		●			●		
		Perfera Attractive, wall mounted design with perfect indoor air quality	CTXM-M		● (multi only)									
			FTXM-M			●	●		●		●	●	●	●
		Comfora Discreet wall mounted unit providing high efficiency and comfort	FTXP-K3			●	●		●			● (pair only)	● (pair only)	● (pair only)
		Sensira Discreet wall mounted unit providing high efficiency and comfort	FTXC-A				● (pair only)		● (pair only)			● (pair only)	● (pair only)	
			FTXF-A			● (pair only)	● (pair only)		● (pair only)			● (pair only)	● (pair only)	
	Floor standing	Floor standing unit Floor standing unit for optimal heating comfort thanks to dual airflow	FVXM-F				●		●			●		
R-32 Siesta	Wall mounted	Siesta wall mounted unit Discreet, modern design for optimal efficiency and comfort thanks to 2 area intelligent eye	ATXM-M			● (multi only)	●		●			●		
		Siesta wall mounted unit Discreet Siesta wall mounted unit providing high efficiency and comfort	ATXP-K3			●	●		●					
R-32 Optimised heating	Wall mounted	Perfera Attractive, wall mounted design with perfect indoor air quality|	FTXTM-M					● (pair only)		● (pair only)				
		Comfora Discreet wall mounted unit providing high efficiency and comfort	FTXTP-K				● (pair only)		● (pair only)					
		Siesta wall mounted unit Discreet wall mounted unit providing high efficiency and comfort	ATXTP-K				● (pair only)		● (pair only)					
R-32 R-410A	Concealed ceiling	Concealed ceiling unit Compact concealed ceiling unit, with a height of only 200mm	FDXM-F3				●		●			●	●	

2 Best comfort

2-area intelligent eye

Air flow is sent to a zone other than where the person is located at that moment. If no people are detected, the unit will automatically switch over to the energy efficient setting.

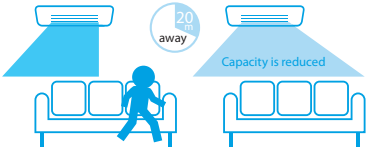

3-D air flow

Combines vertical and horizontal auto-swing to circulate a stream of warm or cool air right to the corners of even large spaces.

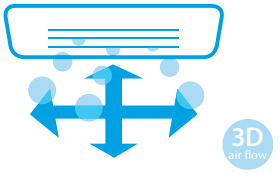

NEW

Fireplace logic

When installed close to a heating device (e.g. fireplace or oven) and the set temperature is reached, the fan keeps on running to have an even temperature throughout the whole house

(Applicable for optimised heating FTXTM-M unit only)

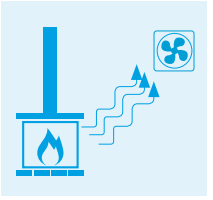

3 Top air treatment

Flash streamer

Using electrons to trigger chemical reactions with air molecules, the Flash Streamer breaks down moulds and viruses, leaving you with perfect, allergen-free air.



High-speed electrons generated by the Flash Streamer

Auto cleaning filter

The filter automatically cleans itself once per day. Simplicity of upkeep means optimum energy efficiency and maximum comfort without the need for expensive or time-consuming maintenance.

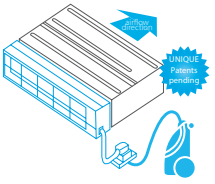

4 Connectivity

The Daikin Online Controller application can control and monitor the status of your heating system or up to 50 split air conditioning units.

Control

› Control operation mode, temperature, air purification, fan speed & direction

Schedule

› Schedule the set temperature, operation mode and fan speed

Monitor

› Monitor your energy consumption, set holiday schedule

Identify

› Identify the rooms of your house

5 Reliability

To guarantee the seamless operation, even in temperatures as low as -25°C, the Optimised Heating 4 range offers enhanced features:

› A large size compressor for comfortable heating and capacity whenever needed
› Upgrades for fewer defrost cycles
› Extended pipe and drain connections for easier installation
› Free hanging coil: no need for a heater cable.



The new bottom frame discharges water directly to the ground.

Additional benefits:
- Releases melted ice around the heat exchanger
- Prevents ice buildup between legs and brackets
- Uses a vibration absorber to muffle vibrations

ONLINE CONTROLLER, BRP069A45

WALL MOUNTED UNIT, FTXM-M

URURU SARARA WALL MOUNTED UNIT, FTXZ-N

NEXURA FLOOR
STANDING UNIT, FVXG-K

DAIKIN EMURA WALL
MOUNTED UNIT, FTXJ-MW

Products overview

Indoor units

Refrigerant	Type	Model	Product name		15	20	25	30	35	40	42	50	60	71
R-32	Wall mounted	Ururu Sarara Complete climate control with (de) humidification, air purification & ventilation with top efficiencies in heating & cooling	FTXZ-N				● (pair only)		● (pair only)			● (pair only)		
		Daikin Emura Design at its best, delivering superior efficiency and comfort	FTXJ-MW/S			●	●		●			●		
		Perfera Attractive, wall mounted design with perfect indoor air quality	CTXM-M		● (multi only)									
			FTXM-M			●	●		●		●	●	●	●
		Comfora Discreet wall mounted unit providing high efficiency and comfort	FTXP-K3			●	●		●			● (pair only)	● (pair only)	● (pair only)
		Sensira Wall mounted unit, offering good value for money and ensuring a steady supply of clean air	FTXC-A				● (pair only)		● (pair only)			● (pair only)	● (pair only)	
			FTXF-A			● (pair only)	● (pair only)		● (pair only)			● (pair only)	● (pair only)	
	Floor standing	Floor standing unit Floor standing unit for optimal heating comfort thanks to dual airflow	FVXM-F				●		●			●		
R-32 Siesta	Wall mounted	Siesta wall mounted unit Discreet, modern design for optimal efficiency and comfort thanks to 2 area intelligent eye	ATXM-M			● (multi only)	●		●			●		
		Siesta wall mounted unit Discreet Siesta wall mounted unit providing high efficiency and comfort	ATXP-K3			●	●		●					
R-32 Optimised heating	Wall mounted	Perfera Attractive, wall mounted design with perfect indoor air quality|	FTXTM-M					● (pair only)		● (pair only)				
		Comfora Discreet wall mounted unit providing high efficiency and comfort	FTXTP-K				● (pair only)		● (pair only)					
		Siesta wall mounted unit Discreet wall mounted unit providing high efficiency and comfort	ATXTP-K				● (pair only)		● (pair only)					
R-32 R-410A	Concealed ceiling	Concealed ceiling unit Compact concealed ceiling unit, with a height of only 200mm	FDXM-F3				●		●			●	●	
R-410A	Wall mounted	Daikin Emura Design at its best, delivering superior efficiency and comfort	FTXG-LW/S			●	●		●			●		
		Perfera Discreet, modern design for optimal efficiency and comfort thanks to 2 area intelligent eye	CTXS-K		● (multi only)				● (multi only)					
			FTXS-K			●	●		●		●	●		
		Perfera For optimal efficiency and comfort, ideal for large rooms	FTXS-G										●	●
		Comfora Discreet wall mounted unit providing high efficiency and comfort	FTX-KV			●	●		●			● (pair only)	● (pair only)	● (pair only)
		Comfora Providing high efficiency and comfort	FTX-J3			●	●		●					
			FTX-GV									● (pair only)	● (pair only)	

Refrigerant	Type	Model	Product name		15	20	25	30	35	40	42	50	60	71
R-410A	Wall mounted	For low energy consumption and pleasant comfort	FTXK-AW/S				● (pair only)		● (pair only)			● (pair only)	● (pair only)	
		Sensira For low energy consumption and pleasant comfort	FTXB-C			● (pair only)	● (pair only)		● (pair only)			● (pair only)	● (pair only)	
R-410A	Floor standing	Nexura Stylish floor standing unit with radiant heat panel for comfortable heat and very low noise	FVXG-K				●		●			●		
		Floor standing unit Floor standing unit for optimal heating comfort thanks to dual airflow	FVXS-F				●		●			●		
	Flexi type	Flexi type unit Flexible unit, ideal for rooms without false ceiling, can fit on either ceiling or wall	FLXS-B(9)				●		●			●	● (multi only)	
	Concealed ceiling	Small concealed ceiling unit - Multi model applications Designed for hotel applications	FDBQ-B				● (multi only)							
R-410A Siesta	Wall mounted	Siesta wall mounted unit Siesta, discreet, modern unit for optimal efficiency and comfort thanks to 2 area intelligent eye	ATXS-K			● (multi only)	●		●			●		
		Siesta wall mounted unit Siesta, providing high efficiency and comfort	ATX-KV			●	●		●					
		Siesta wall mounted unit Discreet wall mounted unit providing high efficiency and comfort	ATX-J3			●	●		●					
		Siesta wall mounted unit Siesta, for low energy consumption and pleasant comfort	ATXB-C				● (pair only)		● (pair only)			● (pair only)	● (pair only)	
		Siesta wall mounted unit Siesta, offering good value for money and ensuring a steady supply of clean air	ATXN-NB9				● (pair only)		● (pair only)			● (pair only)	● (pair only)	
R-410A Optimised heating	Wall mounted	Daikin Emura Design at its best, delivering superior efficiency and comfort	FTXG-LW/S				● (pair only)		● (pair only)					
		Perfera Discreet, modern design for optimal efficiency and comfort thanks to 2 area intelligent eye	FTXLS-K3				● (pair only)		● (pair only)					
		Comfora Providing high efficiency and comfort	FTXL-JV				● (pair only)		● (pair only)					
	Floor standing	Nexura Stylish floor standing unit with radiant heat panel for comfortable heat and very low noise	FVXG-K				● (pair only)		● (pair only)					
		Floor standing unit Floor standing unit for optimal heating comfort thanks to dual airflow	FVXS-F				● (pair only)		● (pair only)					

Products overview

Outdoor units

Refrigerant	Type	Model	Product name		20	25	30	35	40	42	50	52	60	68	71	80	90	4HP	5HP	6HP
R-32	Air cooled	Pair heat pump	RXZ-N			●		●			●									
			RXJ-M		●	●		●			●									
			RXM-M(9)		●	●		●		●	●		●		●					
			RXP-K3		●	●		●			●		●		●					
			RXC-A			●		●			●		●								
			RXF-A		●	●		●			●		●		●						
		Multi heat pump	2-port MXM-M(9)						●		●										
			3-port MXM-N						●			●		●							
			4-port MXM-N											●		●					
			5-port MXM-N														●				
	Air cooled Siesta	Pair heat pump	ARXM-M9			●		●			●									
			ARXP-K3		●	●		●													
		Multi heat pump	2-port AMXM-M						●		●										
			3-port AMXM-M									●									
R-32 Optimised heating	Air cooled	Pair heat pump down -25°C	RXTM-N				● (pair only)		● (pair only)												
			RTXTP-N			● (pair only)		● (pair only)													
			ARXTP-N			● (pair only)		● (pair only)													
R-410A	Air cooled	Pair heat pump	RXG-L		●	●		●			●									
			RXS-L(3)		●	●		●		●	●		●							
			RXS-F8												●					
			RX-K		●	●		●			●		●		●					
			RX-GV (B)								●		●							
			RXK-A			●		●			●		●							
			RXB-C		●	●		●			●		●							

Refrigerant	Type	Model	Product name		20	25	30	35	40	42	50	52	60	68	71	80	90	4HP	5HP	6HP
R-410A	Air cooled	Multi heat pump	2-port MXS-H						●		●									
			3-port MXS-K						●											
			3-port MXS-E									●								
			3-port MXS-G											●						
			4-port MXS-F											●						
			4-port MXS-E													●				
			5-port MXS-E														●			
			RXYSCQ-TV1															●	●	
			RXYSQ-TV1															●	●	●
R-410A	Air cooled Siesta	Pair heat pump	ARXS-L(3)			●		●			●									
			ARX-K		●	●		●												
			ARXN-NB9			●		●			●		●							
			ARXB-C			●		●			●		●							
		Multi heat pump	2-port AMX-G						●		●									
			3-port AMX-E									●								
R-410A Optimised heating	Air cooled	Pair heat pump down to -25°C	RXLG-M			●		●												
			RXLS-M			●		●												
			RXL-M3			●		●												

Benefits overview

Split

		R-32						R-32 R-410A	R-32	R-32		R-32 Optimised heating						
		Wall mounted						Concealed ceiling	Floor standing	Siesta Wall mounted		Wall mounted		Siesta Wall mounted	Wall mounted			
		FTXZ-N	FTXJ-MW/S	C/FTXM-M	FTXP-K3	FTXF-A	FTXC-A	FDXM-F3	FVXM-F	ATXM-M	ATXP-K3	FTXTM-M	FTXTP-K	ATXTP-K	FTXG-LW/S	CTXS-K	FTXS-K	FTXS-G
We care	Econo mode	●	●	●	●	●			●	●	●	●	●	●	●	●	●	●
	2-area intelligent eye		●	●						●		●			●		● 35,42,50 class	
	3- area intelligent eye	●																
	Movement sensor			●						●						●	● 20,25 class	●
	Energy saving during operation standby	●	●	●	●	●	●			●	●	●	●	●	●	●	●	
	Home leave operation							●										
	Night set mode		●	●	●				●	●	●	●	●	●	●	●	●	●
	Fan only	●	●	●	●	●	●	●	●	●	●	●	●	●	●	●	●	●
	Auto cleaning filter	●						●*										
Comfort	Comfort mode	●	●	●	●	●				●	●	●	●	●	●	●	●	●
	Powerful mode	●	●	●	●	●	●		●	●	●	●	●	●	●	●	●	●
	Auto cooling-heating changeover	●	●	●	●	●	●		●	●	●	●	●	●	●	●	●	●
	Whisper quiet (down to 19dBA)	●	●	●						●					●	●	●	
	Radiant heat																	
	Indoor unit silent operation	●	●	●	●	●			●	●	●	●	●	●	●	●	●	●
	Comfortable sleeping mode	●					●											
	Outdoor unit silent operation	●	●	●					●	●		●			●	●	●	●
	Practically inaudible											●						
	Fire place logic											●						
Air flow	3-D Air flow	●	●	●						●		●			●		● 35,42,50 class	●
	Vertical auto swing	●	●	●	●	●	●		●	●	●	●	●	●	●	●	●	●
	Horizontal auto swing	●	●	●						●		●			●		● 35,42,50 class	●
	Auto fan speed	●	●	●	●	●	●		●	●	●	●	●	●	●	●	●	●
	Fan speed steps	5	5	5	5	3	5	3	5	5	5	5	5	5	5	5	5	5
Humidity control	Ururu - humidification	●																
	Sarara - dehumidifi-cation	●																
	Dry programme		●	●	●	●	●	●	●	●	●	●	●	●	●	●	●	●
Air treatment	Flash streamer	●		●						●		●						
	Titanium apatite deodorising filter	●	●		●				●		●		●	●	●	●	●	●
	Air filter					●	●	●										
Remote control & timer	Online controller	●*	●	●*	●*	●*		●*	●*	●*	●*	●*	●*	●*	●*	●*	●*	●*
	Weekly timer		●	●				●	●	●		●			●	●	●	●
	24 Hour timer	●	●	●	●	●	●	●	●	●	●	●	●	●	●	●	●	●
	Infrared remote control	●	●	●	●	●	●	●	●	●	●	●	●	●	●	●	●	●
	Wired remote control		●*	●*				●*		●*		●*			●*	●*	●*	●*
	Centralised remote control	●	●	●				●	●	●		●			●	●	●	●
Other functions	Auto-restart	●	●	●	●	●	●	●	●	●	●	●	●	●	●	●	●	●
	Self-diagnosis	●	●	●	●	●	●	●	●	●	●	●	●	●	●	●	●	●
	Multi model application		●	●	● 20,25,35 class			●	●	●	● 20,25,35 class				●	●	●	●
	VRV for residential application														●	●	●	●
	Guaranteed operation down to -25°C											●	●	●				

* available as option

R-410A														R-410A Optimised heating				
Wall mounted					Floor standing		Flexi type	Concealed ceiling	Siesta Wall mounted					Wall mounted			Floorstanding	
FTX-KV	FTX-J3	FTX-GV	FTXK-AW/S	FTXB-C	FVXG-K	FVXS-F	FLXS-B(9)	FDBQ-B	ATXS-K	ATX-J3	ATX-KV	ATXN-NB9	ATXB-C	FTXG-LW/S	FTXLS-K3	FTXL-JV	FVXG-K	FVXS-F
●	●			●	●	●			●	●	●		●	●	●		●	●
									● 35,50 class					●	●			
		●							● 20,25 class									
●	●			●					●	●	●		●	●	●			
		●					●	●										
●	●	●	●	●	●	●			●	●	●		●	●	●	●	●	●
●	●	●	●	●	●	●	●	●	●	●	●	●	●	●	●	●	●	●
●	●			●					●	●	●		●	●	●	●		
●	●	●	●	●	●	●	●		●	●	●	●	●	●	●	●	●	●
●	●	●	●	●	●	●	●	●	●	●	●	●	●	●	●	●	●	●
					●			●	●					●	●		●	
					●												●	
●	●	●	●	●	●	●	●		●	●	●		●	●	●	●	●	●
			●	●								●	●					
	●	●			●	●	●		●	●				●	●		●	●
		●							● 35,50 class					●	●			
●	●	●	●	●	●	●	●		●	●	●	●	●	●	●	●	●	●
		●							● 35,50 class					●	●			
●	●	●	●	●	●	●	●		●	●	●	●	●	●	●	●	●	●
5	5	5	3	3	5	5	5	2	5	5	5	5	3	5	5	5	5	5
●	●	●	●	●	●	●	●	●	●	●	●	●	●	●	●	●	●	●
●	●	●			●	●	●		●	●	●			●	●	●	●	●
			●	●				●				●	●					
●*	●*	●*			●*	●*	●*		●*	●*	●*			●*	●*	●*	●*	●*
					●	●		●	●					●	●		●	●
	●	●	●	●	●	●	●		●	●		●	●	●	●	●	●	●
●	●	●	●	●	●	●	●		●	●	●	●	●	●	●	●	●	●
●*	●*	●*			●*			●*	●*	●*	●*			●*	●*	●*	●*	
		●			●	●	●		●					●	●		●	●
●	●	●		●	●	●	●	●	●	●	●	●	●	●	●	●	●	●
●	●	●		●	●	●	●	●	●	●	●	●	●	●	●	●	●	●
● 20,25,35 class	● 20,25,35 class				●	●	●	●	●	● 20,25,35 class	● 20,25,35 class			●			●	●
					●	●	●	●						●			●	●
														●	●	●	●	●

The best of the best

Why choose Ururu Sarara?

- Unique combination of humidification, dehumidification, fresh air ventilation, air purification and heating & cooling in 1 system
- 3 area intelligent eye: air flow is sent to a zone other than where the person is located at that moment. Detection is done in 3 directions: left, front and right. If no people are detected, the unit will automatically switch over to the energy-efficient
- Online controller (optional): control your indoor from any location with an app, via your local network or internet and keep an overview on your energy consumption
- No need to clean filters, thanks to the self cleaning filter
- Seasonal efficiency values: full range A+++ in cooling and heating
- Whisper quiet in operation: the operating of the unit can hardly be heard. The sound pressure level goes down to 19 dBA
- 3-D air flow combines vertical and horizontal auto swing to circulate a stream of warm or cool air right to the corners of even large spaces

The Daikin Ururu Sarara brings a new level of sophisticated control to air conditioning. It has five air treatment techniques which together provide a total comfort solution. In addition, the Ururu Sarara range has SEER and SCOP A+++ ratings thanks to its energy efficient compressor and heat exchanger. Because of its innovative technology, as well as its design, it won the prestigious Red Dot design award in 2013.

5 air treatment techniques

- Heating and cooling in one unit, for year-round comfort with the highest energy label available
- In winter, the Ururu function replenishes the moisture in the air to maintain a comfortable feel without unnecessary heating
- In summer, the Sarara function removes excess moisture while maintaining an even temperature thus eliminating the need for extra cooling
- Ventilation for fresh air even with closed windows
- Air purification and automatic filter cleaning to remove allergens, bacteria and viruses to supply clean air

Supporting tools

NEW Business portal

- Experience our business portal at my.daikin.eu
- Find information in seconds via a powerful search
- Customise the options so you see only info relevant for you
- Access via mobile device or desktop

Internet

- Visit the website: https://www.daikin.eu/en_us/product-group/air-to-air-heat-pumps/ururu-sarara.html

reddot design award
winner 2013

A+++

BLUEVOLUTION

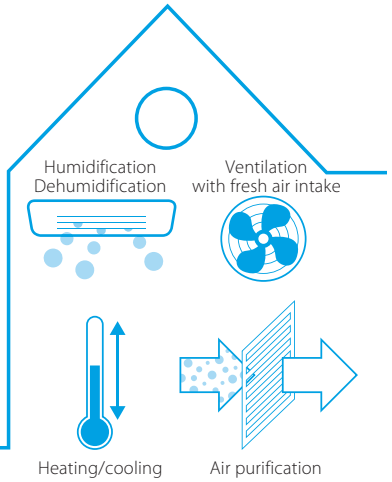

BLUEVOLUTION

Ururu Sarara

Wall mounted unit

Complete climate control with (de) humidification, air purification & ventilation with top efficiencies in heating & cooling

- Unique combination of humidification, dehumidification, ventilation, air purification and heating & cooling in 1 system
- 3 area intelligent eye: air flow is sent to a zone other than where the person is located at that moment. Detection is done in 3 directions: left, front and right. If no people are detected, the unit will automatically switch over to the energy-efficient
- Online controller (optional): control your indoor from any location with an app, via your local network or internet and keep an overview on your energy consumption
- No need to clean filters, thanks to the self cleaning filter
- Seasonal efficiency values: full range A+++ in cooling and heating
- Whisper quiet in operation: the operating of the unit can hardly be heard. The sound pressure level goes down to 19dBA!
- 3-D air flow combines vertical and horizontal auto swing to circulate a stream of warm or cool air right to the corners of even large spaces
- Reddot design award winner 2013

Efficiency data				FTXZ + RXZ	25N + 25N	35N + 35N	50N + 50N
Cooling capacity	Min./Nom./Max.			kW	0.6/2.5/3.9	0.6/3.5/5.3	0.6/5.0/5.8
Heating capacity	Min./Nom./Max.			kW	0.6/3.6/7.5	0.6/5.0/9.0	0.6/6.3/9.4
Power input	Cooling		Min./Nom./Max.	kW	0.11/0.41/0.88	0.11/0.66/1.33	0.11/1.10/1.60
	Heating		Min./Nom./Max.	kW	0.10/0.62/2.01	0.10/1.00/2.53	0.10/1.41/2.64
Seasonal efficiency (according to EN14825)	Cooling		Energy efficiency class		A+++		
			Pdesign	kW	2.50	3.50	5.00
			SEER		9.54	9.00	8.60
			Annual energy consumption	kWh	92	136	203
	Heating (Average climate)		Energy efficiency class		A+++		
			Pdesign	kW	3.50	4.50	5.60
			SCOP/A		5.90	5.73	5.50
			Annual energy consumption	kWh	831	1,100	1,427
Nominal efficiency	EER				6.10	5.30	4.55
	COP				5.80	5.00	4.47
	Annual energy consumption			kWh	205	330	550
	Energy labeling Directive		Cooling/Heating		A/A		

Indoor unit				FTXZ	25N	35N	50N
Dimensions	Unit	HeightxWidthxDepth		mm	295x798x372		
Weight	Unit			kg	15		
Air filter	Type				Auto cleaning filter		
Fan	Air flow rate	Cooling	Silent operation /Low/High	m^3/min	4.0/5.3/10.7	4.0/5.6/12.1	4.6/6.6/15.0
		Heating	Silent operation /Low/High	m^3/min	4.8/6.7/11.7	4.8/6.9/13.3	5.9/7.7/14.4
Sound power level	Cooling			dBA	54	57	60
	Heating			dBA	56	57	59
Sound pressure level	Cooling	Silent operation/Low/Nom./High		dBA	19/26/33/38	19/27/35/42	23/30/38/47
	Heating	Silent operation/Low/Nom./High		dBA	19/28/35/39	19/29/36/42	24/31/38/44
Control systems	Infrared remote control				ARC477A1		
Power supply	Phase/Frequency/Voltage			Hz/V	1~/50/220-240		

Outdoor unit				RXZ	25N	35N	50N
Dimensions	Unit	HeightxWidthxDepth		mm	693x795x300		
Weight	Unit			kg	50		
Sound power level	Cooling			dBA	59	61	63
	Heating			dBA	59	61	64
Sound pressure level	Cooling	High		dBA	46	48	49
	Heating	High		dBA	46	48	50
Operation range	Cooling	Ambient	Min.~Max.	°CDB	-10~43		
	Heating	Ambient	Min.~Max.	°CWB	-20~18		
Refrigerant	Type				R-32		
	GWP				675		
	Charge			kg/TCO2Eq	1.34/0.9		
Piping connections	Liquid	OD		mm	6.35		
	Gas	OD		mm	9.5		
	Piping length	OU - IU	Max.	m	10		
	Level difference	IU - OU	Max.	m	8		
Power supply	Phase/Frequency/Voltage			Hz/V	1~/50/220-240		
Current - 50Hz	Maximum fuse amps (MFA)			A	16		

(1) EER/COP according to Eurovent 2012, for outside EU only
(2) MFA is used to select the circuit breaker and the ground fault circuit interrupter (earth leakage circuit breaker). For more detailed information, please refer to the electrical data drawing.

DAIKIN emura



Daikin Emura
Form. Function. Redesigned

Why choose Daikin Emura?

- Unique **design**

  Designed in Europe for Europe.
- High seasonal **efficiency**, further improved by energy saving techniques like weekly timer and intelligent eye
- Optimal **comfort** thanks to advanced technologies e.g. 2-area intelligent eye, whisper quiet operation and online controller

Supporting tools

Business portal

› Experience our new extranet that thinks with you at my.daikin.eu
› Find information in seconds via a powerful search
› Customise the options so you see only info relevant for you
› Access via mobile device or desktop

Internet

› Visit the website: www.daikinemura.eu

Literature

› See all literature available on www.daikineurope.com/support-and-manuals/catalogues

Benefits

› A remarkable blend between iconic design and engineering excellence
› Stylish design in matt crystal white and silver
› The choice between R-32 and R-410A model
› Whisper quiet with sound levels down to 19 dBA
› Horizontal and vertical autoswing
› 2-area intelligent eye saves energy by reducing the set point if nobody is present and directs airflow away from people, thus avoiding cold draught
› Weekly timer
› Guaranteed operation down to -25°C (with RXLG-M)
› Connectable to pair, multi and (mini) VRV
› Online controller: Always in control no matter where you are

Unique design

Daikin is the only manufacturer offering a design model designed in Europe for the European market, using European technical and design standards to meet exactly with the customer's needs. Daikin Europe N.V. is also proud to announce that Daikin Emura has been awarded with several design awards.

Improved energy efficiency

Seasonal efficiency gives a more realistic indication on how efficient air conditioners operate over an entire heating or cooling season. The label includes multiple classifications from A+++ to G. Daikin Emura achieves high energy efficiencies:
› SEER up to A+++
› SCOP up to A++

Lowest environmental impact

› Possible to choose between an R-32 and R-410A model

R-32 R-410A

Comfort

› 2-Area intelligent eye: Air flow is sent to a zone other than where the person is located at that moment. If no people are detected, the unit will automatically switch over to the energy efficient setting.
› Whisper quiet: Daikin Emura is whisper quiet with sound levels down to 19dBA.

GOOD DESIGN
German Design Award SPECIAL MENTION 2015
Focus Open 2014 Silver
reddot award 2014 winner
if DESIGN AWARD 2015

BLUEVOLUTION

DAIKIN emura

Wall mounted unit

Design at its best, delivering superior efficiency and comfort

- Remarkable blend of iconic design and engineering excellence with a matt crystal white or silver coloured elegant finish
- Daikin Emura has been awarded many times, thanks to its excellent design
- Silver allergen removal and air purifying filter: captures allergens such as pollen and dust mites.
- Online controller: control your indoor from any location with an app, via your local network or internet
- Whisper quiet in operation: the operating of the unit can hardly be heard. The sound pressure level goes down to 19dBA!
- 2 area intelligent eye: air flow is sent to a zone other than where the person is located at that moment; if no people are detected, the unit will automatically switch over to the energy-efficient setting.
- Choosing for an R-32 product, reduces the environmental impact with 68% compared to R-410A and leads directly to lower energy consumption thanks to its high energy efficiency
- Seasonal efficiency values up to A+++ in cooling and A+++ heating

- 3-D air flow combines vertical and horizontal auto swing to circulate a stream of warm or cool air right to the corners of even large spaces

Efficiency data				FTXJ + RXJ	20MS + 20M	20MW + 20M	25MS + 25M	25MW + 25M	35MS + 35M	35MW + 35M	50MS + 50M	50MW + 50M
Cooling capacity	Nom.			kW	2.3		2.4		3.5		4.80	
Heating capacity	Nom.			kW	2.5		3.2		4		5.80	
Power input	Cooling	Nom.		kW	0.50		0.51		0.86		1.43	
	Heating	Nom.		kW	0.50		0.70		0.99		1.59	
Seasonal efficiency (according to EN14825)	Cooling	Energy efficiency class			A+++				A++			
		Pdesign		kW	2.30		2.40		3.50		4.80	
		SEER			8.73		8.64		7.19		7.02	
		Annual energy consumption		kWh	92		97		170		239	
	Heating (Average climate)	Energy efficiency class			A++						A+	
		Pdesign		kW	2.10		2.70		3.00		4.60	
		SCOP/A			4.61		4.60				4.28	
		Annual energy consumption		kWh	638		822		913		1,505	
Nominal efficiency	EER				4.64		4.73		4.09		3.35	
	COP				5.00		4.57		4.04		3.65	
	Annual energy consumption			kWh	248		254		428		716	
	Energy labeling Directive	Cooling/Heating			A/A							

Indoor unit				FTXJ	20MS	20MW	25MS	25MW	35MS	35MW	50MS	50MW
Dimensions	Unit	HeightxWidthxDepth		mm	303x998x212							
Weight	Unit			kg	12.0							
Air filter	Type				Removable / washable							
Fan	Air flow rate	Cooling	Silent operation /Low/Medium/High	m^3/min	2.6/4.4/6.6/8.9				2.9/4.8/7.8/10.9		3.6/6.8/8.9/10.9	
		Heating	Silent operation /Low/Medium/High	m^3/min	3.8/6.3/8.4/10.2		3.8/6.3/8.6/11.0		4.1/6.9/9.6/12.4		5.0/8.1/10.5/12.6	
Sound power level	Cooling			dBA	54				59		60	
	Heating			dBA	56				59		60	
Sound pressure level	Cooling	Silent operation/Low/High		dBA	19/25/38				20/26/45		32/35/46	
	Heating	Silent operation/Low/High		dBA	19/28/40		19/28/41		20/29/45		32/35/47	
Control systems	Infrared remote control				ARC466A9							
Power supply	Phase/Frequency/Voltage			Hz/V	1~/50/220-240							

Outdoor unit				RXJ	20M	25M	35M	50M
Dimensions	Unit	HeightxWidthxDepth		mm	550x765x285			735x825x300
Weight	Unit			kg	34			44
Sound power level	Cooling			dBA	61		63	
	Heating			dBA	62		63	
Sound pressure level	Cooling	High		dBA	46		48	
	Heating	High		dBA	47		48	
Operation range	Cooling	Ambient	Min.~Max.	°CDB	-10~46			
	Heating	Ambient	Min.~Max.	°CWB	-15~18			
Refrigerant	Type				R-32			
	GWP				675			
	Charge			kg/TCO2Eq	0.72/0.5			1.30/0.9
Piping connections	Liquid	OD		mm	6.35			
	Gas	OD		mm	9.5			12.7
	Piping length	OU - IU	Max.	m	20			30
		System	Chargeless	m	10			
	Additional refrigerant charge			kg/m	0.02 (for piping length exceeding 10m)			
	Level difference	IU - OU	Max.	m	15			20
Power supply	Phase/Frequency/Voltage			Hz/V	1~/50/220-240			
Current - 50Hz	Maximum fuse amps (MFA)			A	10			15

(1) EER/COP according to Eurovent 2012, for outside EU only
(2) MFA is used to select the circuit breaker and the ground fault circuit interrupter (earth leakage circuit breaker). For more detailed information, please refer to the electrical data drawing.

DAIKIN

We will reveal our new stylish design March 2018!

Get ready for our new star that will shine in all aspects.

We will introduce the next generation of units in the design segment with improved features.
A new stylish design that will blend into your interior, standing out in efficiency and comfort!

Our mission has not changed, it just became clearer, join us!

BLUEVOLUTION

BLUEVOLUTION perfera

Wall mounted unit

Attractive, wall mounted design with perfect indoor air quality

- Practically inaudible: the unit runs so quietly, you will almost forget it is there.
- Fresher, cleaner air thanks to Daikin's Flash Streamer technology: you can breathe deep with no worries about impure air
- 2 area intelligent eye: air flow is sent to a zone other than where the person is located at that moment; if no people are detected, the unit will automatically switch over to the energy-efficient setting.
- Online controller (optional): control your indoor from any location with an app, via your local network or internet and keep an overview on your energy consumption
- Sleek, unobtrusive air conditioning unit that matches European sensibilities regarding interior design
- Choosing for an R-32 product, reduces the environmental impact with 68% compared to R-410A and leads directly to lower energy consumption thanks to its high energy efficiency
- Seasonal efficiency values up to A+++ in cooling and heating

- 3-D air flow combines vertical and horizontal auto swing to circulate a stream of warm or cool air right to the corners of even large spaces

Efficiency data				FTXM + RXM	CTXM15M	20M + 20M9	25M + 25M9	35M + 35M9	42M + 42M9	50M + 50M9	60M + 60M9	71M + 71M
Cooling capacity	Min./Nom./Max.			kW	Only available in multi model application	1.3/2.0/2.6	1.3/2.5/3.2	1.4/3.4/4.0	1.70/4.20/5.00	1.70/5.00/5.30	1.90/6.00/6.70	2.30/7.10/8.50
Heating capacity	Min./Nom./Max.			kW		1.30/2.50/3.50	1.30/2.80/4.70	1.40/4.00/5.20	1.70/5.40/6.00	1.70/5.80/6.50	1.70/7.00/8.00	2.30/8.20/10.20
Power input	Cooling		Min./Nom./Max.	kW		0.27/0.44/0.63	0.27/0.56/0.78	0.31/0.80/1.04	-/1.12/-	-/1.36/-	-/1.77/-	0.49/2.34/3.44
	Heating		Min./Nom./Max.	kW		0.24/0.50/0.91	0.24/0.56/1.22	0.32/0.99/1.67	-/1.31/-	-/1.45/-	-/1.94/-	0.45/2.57/3.51
Seasonal efficiency (according to EN14825)	Cooling		Energy efficiency class			A+++			A++			
			Pdesign	kW		2.00	2.50	3.40	4.20	5.00	6.00	7.10
			SEER			8.53	8.52	8.51	7.50	7.33	6.90	6.11
			Annual energy consumption	kWh		83	103	140	196	239	304	407
	Heating (Average climate)		Energy efficiency class			A+++			A++		A+	A
			Pdesign	kW		2.30	2.40	2.50	4.00	4.60		6.20
			SCOP/A			5.10			4.60		4.30	3.81
			Annual energy consumption	kWh		632	659	686	1,216	1,400	1,496	2,276
Nominal efficiency	EER					4.57	4.50	4.23	3.75	3.68	3.39	3.03
	COP					5.00		4.04	4.12	4.00	3.61	3.19
	Annual energy consumption			kWh		220	280	400	-			
	Energy labeling Directive		Cooling/Heating			A/A						B/D

Indoor unit				FTXM	CTXM15M	20M	25M	35M	42M	50M	60M	71M
Dimensions	Unit	HeightxWidthxDepth		mm	294x811x272					300x1,040x295		
Weight	Unit			kg	10					14.5		
Air filter	Type				Removable / washable / mildew proof							
Fan	Air flow rate	Cooling	Silent operation/Low/High	m^3/min	4.4/6.0/11.1		4.4/6.2/11.1	4.6/6.4/12.6	4.6/7.1/12.6	10.3/11.6/16.5	10.7/12.0/17.1	11.1/12.5/17.6
		Heating	Silent operation/Low/High	m^3/min	5.3/6.5/10.4		5.3/6.8/10.4	5.3/7.1/10.4	5.3/7.1/13.0	10.7/12.2/17.1	11.2/12.6/17.7	11.9/13.0/18.4
Sound power level	Cooling			dBA	57			60		59	60	
	Heating			dBA	54				60	58	59	61
Sound pressure level	Cooling	Silent operation/Low/Nom./High		dBA	19/25/33/41			19/29/33/45	21/30/39/45	32/36/40/44	34.000/37/42/46	35/38/43/47
	Heating	Silent operation/Low/Nom./High		dBA	20/26/34/39		20/27/34/39	20/28/35/39	21/29/39/45	31/34/39/43	33/36/41/45	34/37/42/46
Control systems	Infrared remote control				ARC466A33							
	Wired remote control				BRC073A1	BRC944B2 / BRC073A1				BRC944B2 / BRC073		
Power supply	Phase/Frequency/Voltage			Hz/V	1~/50/220-240							

Outdoor unit				RXM		20M9	25M9	35M9	42M9	50M9	60M9	71M
Dimensions	Unit	HeightxWidthxDepth		mm	Only available in multi model application	550x765x285			735x825x300			734x870x320
Weight	Unit			kg		32			47			56.0
Sound power level	Cooling			dBA		59		61	62		63	64
	Heating			dBA		59		61	62		63	64
Sound pressure level	Cooling			dBA		46		49	48			47
	Heating			dBA		47		49	48	49		48
Operation range	Cooling	Ambient	Min.~Max.	°CDB		-10~46						
	Heating	Ambient	Min.~Max.	°CWB		-15~18						
Refrigerant	Type					R-32						
	GWP					675.0						
	Charge			kg/TCO2Eq		0.76/0.52			1.30/0.88	1.40/0.95	1.45/0.98	1.15/0.780
Piping connections	Liquid	OD		mm		6,35			6,4			6.35
	Gas	OD		mm		9.50			12.7			15.9
	Piping length	OU - IU	Max.	m		20.0			30			
		System	Chargeless	m		10.0			10			
	Additional refrigerant charge			kg/m		0.02 (for piping length exceeding 10m)						
	Level difference	IU - OU	Max.	m		20.0						
Power supply	Phase/Frequency/Voltage			Hz/V		1~/50/220-240						
Current - 50Hz	Maximum fuse amps (MFA)			A		10				15		20

(1) EER/COP according to Eurovent 2012, for outside EU only (2) MFA is used to select the circuit breaker and the ground fault circuit interrupter (earth leakage circuit breaker). For more detailed information, please refer to the electrical data drawing.

BLUEVOLUTION comfora

Wall mounted unit

Discreet wall mounted unit providing high efficiency and comfort

- Whisper quiet in operation down to 20 dBA
- Online controller (optional): control your indoor from any location with an app, via your local network or internet and keep an overview on your energy consumption
- The unit's compact dimensions makes it ideal for renovation projects, especially for above door intallation
- Choosing for an R-32 product, reduces the environmental impact with 68% compared to R-410A and leads directly to lower energy consumption thanks to its high energy efficiency
- Space saving contemporary wall mounted design

FTXP20-71K3

(2 ports only)

RXP20-35K3

ARC480A11

Efficiency data			FTXP + RXP	20K3 + 20K3	25K3 + 25K3	35K3 + 35K3	50K3 + 50K3	60K3 + 60K3	71K3 + 71K3
Cooling capacity	Nom.		kW	2.00	2.50	3.50	5.0	6.0	7.1
Heating capacity	Nom.		kW	2.50	3.00	4.00	6.0	7.0	8.2
Power input	Cooling	Nom.	kW	0.50	0.65	1.01	1.390	1.820	2.690
	Heating	Nom.	kW	0.52	0.69	1.00	1.580	1.930	2.570
Seasonal efficiency (according to EN14825)	Cooling	Energy efficiency class				A++			A
		Pdesign	kW	2.00	2.50	3.50	5.00	6.00	7.10
		SEER		6.79	6.92	6.64	6.72	6.82	5.30
		Annual energy consumption	kWh	103	126	185	260	308	469
	Heating (Average climate)	Energy efficiency class		A++			A+		A
		Pdesign	kW	2.20	2.40	2.80	4.60	4.80	6.20
		SCOP/A		4.65	4.61	4.64	4.10		3.81
		Annual energy consumption	kWh	662	728	845	1,571	1,640	2,279
Nominal efficiency	EER			4.02	3.83	3.48	3.61	3.29	2.64
	COP			4.77	4.36	4.02	3.80	3.63	3.19
	Energy labeling Directive	Cooling/Heating		A/A					D/D

Indoor unit				FTXP	20K3	25K3	35K3	50K3	60K3	71K3
Dimensions	Unit	HeightxWidthxDepth		mm	286x770x225			295x990x263		
Weight	Unit			kg	9.00			14		
Air filter	Type				Removable / washable					
Fan	Air flow rate	Cooling	Silent operation/ Low/Medium/High	m^3/min	4.4/5.9/7.9/9.8	4.4/6.1/8.1/10.1	4.5/6.3/8.3/11.5	10.5/11.9 /14.4/16.8	10.7/12.2/14.8/17.3	11.1/12.6/15.2/17.7
		Heating	Silent operation/ Low/Medium/High	m^3/min	5.3/6.5/8.4/10.3	5.3/6.7/8.6/10.3	5.3/7.0/9.0/11.5	10.7/12.2/14.8/17.3	11.3/12.8/15.8/17.9	12.0/13.2 /16.4/18.5
Sound power level	Cooling			dBA	55		58	59	60	62
	Heating			dBA	55		58	61	62	
Sound pressure level	Cooling	Silent operation/Low/High		dBA	20/25/39	20/26/40	20/27/43	31/34/43	33/36/45	34/37/46
	Heating	Silent operation/Low/High		dBA	21/28/39	21/28/40	21/29/40	30/33/42	32/35/44	33/36/45
Control systems	Infrared remote control				ARC480A11					
	Wired remote control				BRC944B2 / BRC073A1					
Power supply	Phase/Frequency/Voltage			Hz/V	1~/50/220-240					

Outdoor unit				RXP	20K3	25K3	35K3	50K3	60K3	71K3
Dimensions	Unit	HeightxWidthxDepth		mm	550x765x285			735x825x300		734x870x320
Weight	Unit			kg	32			47		56
Sound power level	Cooling			dBA	60		62	61	63	66
	Heating			dBA	61		62	61	63	65
Sound pressure level	Cooling	High		dBA	46		48	47	49	52
	Heating	High		dBA	47		48	49		52
Operation range	Cooling	Ambient	Min.~Max.	°CDB	-10~46					
	Heating	Ambient	Min.~Max.	°CWB	-15~18					
Refrigerant	Type				R-32					
	GWP				675					
	Charge			kg/TCO2Eq	0.76/0.52			1.40/0.95	1.45/0.98	1.15/0.78
Piping connections	Liquid	OD		mm	6,4					
	Gas	OD		mm	9.5			12.7		15.9
	Piping length	OU - IU	Max.	m	20.0			30		
		System	Chargeless	m	10.0			-		
	Additional refrigerant charge			kg/m	0.02 (for piping length exceeding 10m)					
	Level difference	IU - OU	Max.	m	15.0			20.0		
Power supply	Phase/Frequency/Voltage			Hz/V	1~/50/220-240					
Current - 50Hz	Maximum fuse amps (MFA)			A	16			20		

(1) EER/COP according to Eurovent 2012, for outside EU only
(2) MFA is used to select the circuit breaker and the ground fault circuit interrupter (earth leakage circuit breaker). For more detailed information, please refer to the electrical data drawing.

BLUEVOLUTION sensira

Wall mounted unit

Wall mounted unit, offering good value for money and ensuring a steady supply of clean air

- Flat, stylish front panel blends easily within any interior décor and is easier to clean
- Quiet in operation down to 21 dBA
- Seasonal efficiency values up to A++ in cooling
- Choosing for an R-32 product, reduces the environmental impact with 68% compared to R-410A and leads directly to lower energy consumption thanks to its high energy efficiency

FTXC25-35A

RXC25-35A

BRC52A

Efficiency data				FTXC + RXC	25A + 25A	35A + 35A	50A + 50A	60A + 60A
Cooling capacity	Nom.			kW	2.56	3.37	5.48	6.23
Heating capacity	Nom.			kW	2.84	3.58	5.62	6.40
Power input	Heating		Nom.	kW	780	1,000	1,520	1,630
Seasonal efficiency (according to EN14825)	Cooling		Energy efficiency class		A++			
			Pdesign	kW	2.56	3.37	5.48	6.24
			SEER		6.14	6.11	6.79	6.21
			Annual energy consumption	kWh	146	193	283	352
	Heating (Average climate)		Energy efficiency class		A+			
			Pdesign	kW	2.41	2.19	3.57	4.16
			SCOP/A		4.00		4.30	4.21
			Annual energy consumption	kWh	773	768	1,163	1,385
Nominal efficiency	EER				3.08	2.63	3.54	3.44
	COP				3.64	3.58	3.70	3.93

Indoor unit				FTXC	25A	35A	50A	60A
Dimensions	Unit	HeightxWidthxDepth		mm	288x859x209		310x1,124x237	
Weight	Unit			kg	9.0		14.0	
Air filter	Type				Removable / washable			
Fan	Air flow rate	Cooling	Silent operation/ Low/Medium/ High/Super high	m^3/min	4.7/6.1/7.7/9.8/10.7	4.7/6.6/8.0/10.1/11.1	10.6/11.8/13.3/15.0/16.4	12.4/14.4/16.6/18.5/19.9
		Heating	Silent operation/ Low/Medium/ High/Super high	m^3/min	4.7/6.1/7.7/9.8/10.7	4.7/6.6/8.0/10.1/11.1	10.6/11.8/13.3/15.3/16.4	12.4/14.4/16.6/18.9/19.9
Sound power level	Cooling			dBA	53	54	55	61
Sound pressure level	Cooling	Silent operation/Low/High/Super high		dBA	21/29/40/41	22/30/41/42	32/35/40/44	33/37/43/46
Power supply	Phase/Frequency/Voltage			Hz/V	1~/50/220-240			

Outdoor unit				RXC	25A	35A	50A	60A
Dimensions	Unit	HeightxWidthxDepth		mm	550x658x289		628x855x328	753x855x328
Weight	Unit			kg	24	26	41	44
Sound power level	Cooling			dBA	58	60	64	65
Sound pressure level	Cooling	High		dBA	45	46	51	
Operation range	Cooling	Ambient	Min.~Max.	°CDB	10~46		-10~46	
	Heating	Ambient	Min.~Max.	°CWB	-15~18			
Refrigerant	Type				R-32			
	GWP				675			
	Charge			kg/TCO2Eq	0.60/0.41	0.80/0.54	1.10/0.74	1.20/0.81
Piping connections	Liquid	OD		mm	6,4			
	Gas	OD		mm	9.5		12.7	
	Piping length	OU - IU	Max.	m	20		30	
		System	Chargeless	m	7.5			
	Additional refrigerant charge			kg/m	0,017 (for piping length exceeding 7.5m)			
	Level difference	IU - OU	Max.	m	15			
Power supply	Phase/Frequency/Voltage			Hz/V	1~/50/220-240			
Current - 50Hz	Maximum fuse amps (MFA)			A	-			

(1) EER/COP according to Eurovent 2012, for use outside EU only.

BLUEVOLUTION sensira

Wall mounted unit

Wall mounted unit, offering good value for money and ensuring a steady supply of clean air

- Seasonal efficiency values up to A++ in cooling
- Online controller (optional): control your indoor from any location with an app, via your local network or internet and keep an overview on your energy consumption
- Quiet operation down to 21 dB(A)
- Choosing for an R-32 product, reduces the environmental impact with 68% compared to R-410A and leads directly to lower energy consumption thanks to its high energy efficiency

FTXF20-35A

RXF20-35A

ARC470A1

Efficiency data				FTXF + RXF	20A + 20A	25A + 25A	35A + 35A	50A + 50A	60A + 60A
Cooling capacity	Nom.			kW	2.00	2.50	3.50	5.00	6.00
Heating capacity	Nom.			kW	2.50	3.00	3.50	6.00	6.40
Power input	Heating		Nom.	kW			-		
Seasonal efficiency (according to EN14825)	Cooling		Energy efficiency class				A++		
			Pdesign	kW	2.00	2.50	3.50	5.00	6.00
			SEER		6.15	6.22	6.21	6.21	6.15
			Annual energy consumption	kWh			-		
	Heating (Average climate)		Energy efficiency class				A+		
			Pdesign	kW	2.20	2.40	2.80	4.60	4.80
			SCOP/A		4.10		4.06		
			Annual energy consumption	kWh			-		
Nominal efficiency	EER						-		
	COP						-		

Indoor unit				FTXF	20A	25A	35A	50A	60A
Dimensions	Unit	HeightxWidthxDepth		mm		286x770x225		295x990x263	
Weight	Unit			kg	8.5		9.0	13.5	
Air filter	Type						Removable / washable		
Fan	Air flow rate	Cooling	Silent operation/ Low/Medium/ High/Super high	m^3/min	9.9 / 7.8 / 5.8 / 4.8	10.4 / 8.0 / 6.1 / 4.8	11.5/8.3/6.3/4.5	16.8/14.4/11.9/10.5	17.3/14.8/12.2/10.7
		Heating	Silent operation/ Low/Medium/ High/Super high	m^3/min	10.9 / 8.5 / 6.4 / 5.2	11.1 / 8.5 / 6.7 / 5.2	11.5/9/7/5.3	17.3/14.8/12.2/10.7	17.9/15.8/12.8/11.3
Sound power level	Cooling			dBA	55		58	59	61
Sound pressure level	Cooling	Silent operation/Low/High/Super high		dBA	21/25/39/-	21/26/40/-	23/27/43/-	32/35/40/44	33/37/43/46
Power supply	Phase/Frequency/Voltage			Hz/V			1~/50/220-240		

Outdoor unit				RXF	20A	25A	35A	50A	60A
Dimensions	Unit	HeightxWidthxDepth		mm		550x658x275		735x825x300	
Weight	Unit			kg	29		31	50	
Sound power level	Cooling			dBA	60		62	64	65
Sound pressure level	Cooling	High		dBA	46		48	51	
Operation range	Cooling	Ambient	Min.~Max.	°CDB			-10~46		
	Heating	Ambient	Min.~Max.	°CWB			-15~18		
Refrigerant	Type						R-32		
	GWP						675		
	Charge			kg/TCO2Eq			-		
Piping connections	Liquid	OD		mm			6.35		
	Gas	OD		mm		9.5		12.7	
	Piping length	OU - IU	Max.	m		15		30	
		System	Chargeless	m			10		
	Additional refrigerant charge			kg/m			0.02 (for piping length exceeding 10m)		
	Level difference	IU - OU	Max.	m		12		20	
Power supply	Phase/Frequency/Voltage			Hz/V			1~/50/220-240		
Current - 50Hz	Maximum fuse amps (MFA)			A			-		

*Note: blue cells contain preliminary data

(1) EER/COP according to Eurovent 2012, for use outside EU only.

BLUEVOLUTION

Concealed ceiling unit

Compact concealed ceiling unit, with a height of only 200mm

- Invisible unit as the unit is concealed in the ceiling: only the suction and discharge grilles are visible
- Compact dimensions, can easily be mounted in a ceiling void of only 240mm
- Medium external static pressure up to 40Pa facilitates unit use with flexible ducts of varying lengths
- Unified indoor unit range for R-32 and R-410A
- NEW › Auto cleaning filter option ensures maximum efficiency, comfort and reliability by regular filter cleaning
- NEW › Multi zoning kit allows multiple individually-controlled climate zones to be served by one indoor unit
- Online controller (optional): control your indoor from any location with an app, via your local network or internet and keep an overview on your energy consumption
- Low energy consumption thanks to DC fan motor

Efficiency data			FDXM + RXM	25F3 + 25M9	35F3 + 35M9	50F3 + 50M9	60F3 + 60M9
Cooling capacity	Nom.		kW	2.40	3.40	5.00	6.00
Heating capacity	Nom.		kW	3.20	4.00	5.80	7.00
Power input	Cooling	Nom.	kW	0.64	1.14	1.63	2.05
	Heating	Nom.	kW	0.80	1.15	1.87	2.18
Seasonal efficiency (according to EN14825)	Cooling	Energy efficiency class		A+	A	A+	A
		Pdesign	kW	2.40	3.40	5.00	6.00
		SEER		5.68	5.26	5.77	5.56
		Annual energy consumption	kWh	148	226	303	315
	Heating (Average climate)	Energy efficiency class		A+	A		
		Pdesign	kW	2.60	2.90	4.00	4.60
		SCOP/A		4.24	3.88	3.93	3.80
		Annual energy consumption	kWh	858	1,046	1,424	1,693
Nominal efficiency	EER			3.77	2.98	3.06	2.93
	COP			4.00	3.48	3.10	3.21
	Annual energy consumption		kWh	318	570	816	1,024
	Energy labeling Directive	Cooling/Heating		A/A	C/B	B/D	C/C

Indoor unit					FDXM	25F3	35F3	50F3	60F3
Dimensions	Unit	HeightxWidthxDepth			mm	200x750x620		200x1,150x620	
Weight	Unit				kg	21		28	
Air filter	Type					Removable / washable			
Fan	Air flow rate	Cooling	Low/Medium/High		m^3/min	7.3/8.0/8.7		13.3/14.6/15.8	13.5/14.8/16.0
		Heating	Low/Medium/High		m^3/min	7.3/8.0/8.7		13.3/14.6/15.8	13.5/14.8/16.0
	External static pressure	Nom.			Pa	30		40	
Sound power level	Cooling				dBA	53		55	56
	Heating				dBA	53		55	56
Sound pressure level	Cooling	Low/High			dBA	27/35		30/38	
	Heating	Low/High			dBA	27/35		30/38	
Power supply	Phase/Frequency/Voltage				Hz/V	1~/50/220-240			

Outdoor unit					RXM	25M9	35M9	50M9	60M9
Dimensions	Unit	HeightxWidthxDepth			mm	550x765x285		735x825x300	
Weight	Unit				kg	32		47	
Sound power level	Cooling				dBA	59	61	62	63
	Heating				dBA	59	61	62	63
Operation range	Cooling	Ambient	Min.~Max.		°CDB	-10~46			
	Heating	Ambient	Min.~Max.		°CWB	-15~18			
Refrigerant	Type					R-32			
	GWP					675.0			
	Charge				kg/TCO2Eq	0.76/0.52		1.40/0.95	1.45/0.98
Piping connections	Liquid	OD			mm	6,35		6,4	
	Gas	OD			mm	9.50		12.7	
	Piping length	OU - IU	Max.		m	20.0		30	
	Additional refrigerant charge				kg/m	0.02 (for piping length exceeding 10m)			
	Level difference	IU - OU	Max.		m	20.0			
Power supply	Phase/Frequency/Voltage				Hz/V	1~/50/220-240			
Current - 50Hz	Maximum fuse amps (MFA)				A	-			

(1) EER/COP according to Eurovent 2012, for outside EU only.
(2) MFA is used to select the circuit breaker and the ground fault circuit interrupter (eart leakage circuit breaker). For more detailed inofrmation on each combination, please refer to the electrical data drawing.

BLUEVOLUTION

Floor standing unit

Floor standing unit for optimal heating comfort thanks to dual airflow

- Seasonal efficiency values up to A++ in cooling
- Its low height (620 mm) enables the unit to fit perfectly beneath a window
- Online controller (optional): control your indoor from any location with an app, via your local network or internet and keep an overview on your energy consumption
- Quiet operation: down to 23dBA sound pressure level
- Choosing for an R-32 product, reduces the environmental impact with 68% compared to R-410A and leads directly to lower energy consumption thanks to its high energy efficiency

FVXM25-35-50F

ARC452A1

RXM20-35M9

Efficiency data				FVXM + RXM	25F + 25M9	35F + 35M9	50F + 50M9
Cooling capacity	Nom.			kW	2.50	3.50	5.00
Heating capacity	Nom.			kW	3.40	4.50	5.80
Power input	Cooling		Nom.	kW	0.60	1.09	1.55
	Heating		Nom.	kW	0.77	1.19	1.60
Seasonal efficiency (according to EN14825)	Cooling		Energy efficiency class		A++		
			Pdesign	kW	2.50	3.50	5.00
			SEER		7.20	6.43	6.80
			Annual energy consumption	kWh	120	190	257
	Heating (Average climate)		Energy efficiency class		A+		
			Pdesign	kW	2.40	2.90	4.20
			SCOP/A		4.56	4.00	
			Annual energy consumption	kWh	737	1,015	1,471
Nominal efficiency	EER				4.20	3.21	3.23
	COP				4.42	3.78	3.63
	Annual energy consumption			kWh	298 (0.000)	545 (0.000)	773 (0.000)
	Energy labeling Directive		Cooling/Heating		A/A		

Indoor unit				FVXM	25F	35F	50F
Dimensions	Unit	HeightxWidthxDepth		mm	600x700x210		
Weight	Unit			kg	14		
Air filter	Type				Removable / washable		
Fan	Air flow rate	Cooling	Silent operation/ Low/Medium/High	m^3/min	4.1/4.8/6.5 (0.000)/8.2	4.5/4.9/6.7 (0.000)/8.5	6.6/7.8/8.9 (0.000)/10.1
		Heating	Silent operation/ Low/Medium/High	m^3/min	4.4/5.0/6.9 (0.000)/8.8	4.7/5.2/7.3 (0.000)/9.4	7.1/8.5/10.1 (0.000)/11.8
Sound power level	Cooling			dBA	52		57
	Heating			dBA	52		58
Sound pressure level	Cooling	Silent operation/Low/High		dBA	23/26/38	24/27/39	32/36/44
	Heating	Silent operation/Low/High		dBA	23/26/38	24/27/39	32/36/45
Control systems	Infrared remote control				ARC452A1		
Power supply	Phase/Frequency/Voltage			Hz/V	1~/50/220-230-240		

Outdoor unit				RXM	25M9	35M9	50M9
Dimensions	Unit	HeightxWidthxDepth		mm	550x765x285		735x825x300
Weight	Unit			kg	32		47
Sound power level	Cooling			dBA	59	61	62
	Heating			dBA	59	61	62
Operation range	Cooling	Ambient	Min.~Max.	°CDB	-10~46		
	Heating	Ambient	Min.~Max.	°CWB	-15~18		
Refrigerant	Type				R-32		
	GWP				675.0		
	Charge			kg/TCO2Eq	0.76/0.52		1.40/0.95
Piping connections	Liquid	OD		mm	6,35		6,4
	Gas	OD		mm	9.50		12.7
	Piping length	OU - IU	Max.	m	20.0		30
	Additional refrigerant charge			kg/m	0.02 (for piping length exceeding 10m)		
	Level difference	IU - OU	Max.	m	20.0		
Power supply	Phase/Frequency/Voltage			Hz/V	1~/50/220-240		
Current - 50Hz	Maximum fuse amps (MFA)			A	-		

BLUEVOLUTION

Daikin Altherma hybrid heat pump

Hybrid technology combining gas, air to water and air to air heat pump for heating, cooling and hot water

- Daikin Altherma hybrid heat pump combines air-to-water heat pump technology with gas condensing technology
- Heating only wall mounted indoor unit of air-to-water heat pump
- Wall mounted gas module
- Depending on outdoor temperature, energy prices and internal heat load, Daikin Altherma hybrid heat pump always selects the most economical mode to operate
- Low investment cost: no need to replace the existing radiators (up to 80°C) and pipe work
- Provides sufficient heat in renovation applications as all heat loads are covered up to 32kW
- Easy and fast installation thanks to the compact dimensions and quick interconnections

CHYHBH-AV32 / EHYKOMB-AA2/3

	Wall mounted												Concealed ceiling								Floor stainding			Round flow cassette			Fully flat cassette				Ceiling suspended			Concealed floor standing				Hybrid heat pump	
	FTXJ-MW/S				CTXM-M	FTXM-M							FDXM-F				FDBQ-B	FBA-A			FVXM-F			FCAG-A			FFA-A				FHA-A			FNA-A				CHYHBH-AV32	
Connectable indoor units	20	25	35	50	15	20	25	35	42	50	60	71	25	35	50	60	25	35	50	60	25	35	50	35	50	60	25	35	50	60	35	50	60	25	35	50	60	05	08
3MXM52N	●	●	●	●	●	●	●	●	●	●			●	●	●		●	●	●		●	●	●	●	●		●	●	●		●	●		●	●	●		●	
3MXM68N	●	●	●	●	●	●	●	●	●	●	●		●	●	●	●	●	●	●	●	●	●	●	●	●	●	●	●	●	●	●	●	●	●	●	●	●	●	
4MXM68N	●	●	●	●	●	●	●	●	●	●	●		●	●	●	●	●	●	●	●	●	●	●	●	●	●	●	●	●	●	●	●	●	●	●	●	●	●	
4MXM80N	●	●	●	●	●	●	●	●	●	●	●	●	●	●	●	●	●	●	●	●	●	●	●	●	●	●	●	●	●	●	●	●	●	●	●	●	●	●	●
5MXM90N	●	●	●	●	●	●	●	●	●	●	●	●	●	●	●	●	●	●	●	●	●	●	●	●	●	●	●	●	●	●	●	●	●	●	●	●	●	●	●

Indoor Unit				CHYHBH	05AV32	08AV32
Casing	Colour				White	
	Material				Precoated sheet metal	
Dimensions	Unit	HeightxWidthxDepth		mm	902x450x164	
Weight	Unit			kg	30.0	
Operation range	Heating	Ambient	Min.~Max.	°C	-15 ~24	
		Water side	Min.~Max.	°C	25 ~50	

Indoor unit				EHYKOMB/EHYKOMB	33AA2	33AA2	33AA3
Central heating	Heat input Qn (net calorific value)	Nom	Min/Max	kW	6.2 / 7.6 / 7.6 /22.1 / 27.0 / 27.0		
	Output Pn at 80/60°C	Min/Nom		kW	6.7 / 8.2 / 8.2 /21.8 / 26.6 / 26.6		
	Efficiency	Net calorific value		%	98 / 107		
	Operation range	Min/Max		°C	15 /80		
Domestic hot water	Output	Min/Nom		kW	7.6/32.7		
	Water flow	Rate	Nom	l/min	9.0 / 15.0		
	Operation range	Min/Max		°C	40/65		
Gas	Connection	Diameter		mm	15		
	Consumption (G20)	Min/Max		m^3/h	0.78/3.39		
	Consumption (G25)	Min/Max		m^3/h	0.90/3.93		
	Consumption (G31)	Min/Max		m^3/h	0.30/1.29		
Supply air	Connection			mm	100		
	Concentric				1		
Flue gas	Connection			mm	60		
Casing	Colour				White - RAL9010		
	Material				Precoated sheet metal		
Dimensions	Unit	HeightxWidthxDepth	Casing	mm	710x450x240		
Weight	Unit	Empty		kg	36		
Power supply	Phase/Frequency/Voltage			Hz/V	1~/50/230		
Electrical power consumption	Max.			W	55		
	Standby			W	2		

BLUEVOLUTION

Multi model application

- Seasonal efficiency values up to A+++ in cooling and A++ in heating thanks to its up-to-date technology and built-in intelligence
- Up to 5 indoor units can be connected to 1 multi outdoor unit; all indoor units are individually controllable and do not need to be installed in the same room or at the same time. They operate simultaneously within the same heating or cooling mode.
- Choosing for an R-32 product, reduces the environmental impact with 68% compared to R-410A and leads directly to lower energy consumption thanks to its high energy efficiency
- Different types of indoor units can be connected: e.g. wall mounted, ceiling mounted cassette corner, concealed ceiling unit
- Outdoor units are fitted with a swing compressor, renowned for its low noise and high energy efficiency

2MXM-M9

3/4/5MXM-N

CONNECTABLE INDOOR UNITS	Wall mounted															Concealed ceiling											Floor stainding			Round flow cassette			Fully flat cassette				Ceiling suspended			Concealed floor standing			
	CTXM-M	FTXM-M							FTXJ-M				FTXP-K3			FDXM-F3				FDBQ-B	FBA-A					FVXM-F			FCAG-A			FFA-A				FHA-A			FNA-A			
	15	20	25	35	42	50	60	71	20	25	35	50	20	25	35	25	35	50	60	25	35	50	60	25	35	50	35	50	60	25	35	50	60	35	50	60	25	35	50	60
2MXM40M	●	●	●	●					●	●	●		●	●	●	●	●																								
2MXM50M9	●	●	●	●	●	●			●	●	●	●	●	●	●	●	●	●													●	●	●							
3MXM40N	●	●	●	●					●	●	●					●	●			●	●			●	●		●			●	●			●			●	●		
3MXM52N	●	●	●	●	●	●			●	●	●	●				●	●	●		●	●	●	●	●	●	●	●	●		●	●	●		●	●		●	●	●	
3MXM68N	●	●	●	●	●	●	●		●	●	●	●				●	●	●	●	●	●	●	●	●	●	●	●	●	●	●	●	●	●	●	●	●	●	●	●	●
4MXM68N	●	●	●	●	●	●	●		●	●	●	●				●	●	●	●	●	●	●	●	●	●	●	●	●	●	●	●	●	●	●	●	●	●	●	●	●
4MXM80N	●	●	●	●	●	●	●	●	●	●	●	●				●	●	●	●	●	●	●	●	●	●	●	●	●	●	●	●	●	●	●	●	●	●	●	●	●
5MXM90N	●	●	●	●	●	●	●	●	●	●	●	●				●	●	●	●	●	●	●	●	●	●	●	●	●	●	●	●	●	●	●	●	●	●	●	●	●

Outdoor unit					2MXM40M	2MXM50M9	3MXM40N	3MXM52N	3MXM68N	4MXM80N	4MXM68N	5MXM90N
Dimensions	Unit	HeightxWidthxDepth		mm	550x765x285		734x958x340					
Weight	Unit			kg	36	41	57		62	67	63	68
Sound power level	Cooling			dBA	60		59		61			64
	Heating			dBA	62		59		61			64
Sound pressure level	Cooling	Nom./High		dBA	48/-	-/48	46/-		48/-	49/-	48/-	52/-
	Heating	Nom./High		dBA	50/-	-/50	47/-		48/-	49/-	48/-	52/-
Operation range	Cooling	Ambient	Min.~Max.	°CDB	-10~46	-~-	-10~46					
	Heating	Ambient	Min.~Max.	°CWB	-15~18	-~-	-15~18					
Refrigerant	Type				R-32							
	GWP				675	-	675					
	Charge			kg/TCO2Eq	0.88/0.6	1.15/-	1.80/1.2		2.00/1.4	2.40/1.6	2.00/1.4	2.40/1.6
Piping connections	Liquid	OD		mm	6,35	6,4	6.35					
	Gas	OD		mm	9.5							
	Piping length	OU - IU	Max.	m	20	20	25					
		System	Chargeless	m	20	-						
	Additional refrigerant charge			kg/m	0.02 (for piping length exceeding 20m)		0.02 (for piping length exceeding 30m)					
	Level difference	IU - OU	Max.	m	15							
Power supply	Phase/Frequency/Voltage			Hz/V	1~/50/220-240	1~/50/220-230-240	1~/50/220-240					
Current - 50Hz	Maximum fuse amps (MFA)			A	16	-	30					

FVXG-K

FDXM-F3

Split outdoor unit

Wall mounted unit

Design at its best, delivering superior efficiency and comfort

- Remarkable blend of iconic design and engineering excellence with a matt crystal white or silver coloured elegant finish
- Daikin Emura has been awarded many times, thanks to its excellent design
- Online controller: control your indoor from any location with an app, via your local network or internet
- Whisper quiet in operation: the operating of the unit can hardly be heard. The sound pressure level goes down to 19dBA!
- 2 area intelligent eye: air flow is sent to a zone other than where the person is located at that moment; if no people are detected, the unit will automatically switch over to the energy-efficient setting.
- Seasonal efficiency values up to A+++ in cooling and A++ in heating
- 3-D air flow combines vertical and horizontal auto swing to circulate a stream of warm or cool air right to the corners of even large spaces



Efficiency data				FTXG + RXG	20LW + 20L	20LS + 20L	25LW + 25L	25LS + 25L	35LW + 35L	35LS + 35L	50LW + 50L	50LS + 50L
Cooling capacity	Min./Max.			kW	1.3 /2.8		1.3 /3.0		1.4 /3.8		1.7 /5.3	
Heating capacity	Min./Max.			kW	1.3 /4.3		1.3 /4.5		1.4 /5.0		1.7 /6.5	
Power input	Cooling		Min./Nom./Max.	kW	0.320 /0.501 /0.760		0.320 /0.523 /0.820		0.350 /0.882 /1.190		0.370 /1.360 /1.880	
	Heating		Min./Nom./Max.	kW	0.310 /0.500 /1.120		0.310 /0.769 /1.320		0.320 /0.985 /1.490		0.310 /1.589 /2.490	
Seasonal efficiency (according to EN14825)	Cooling		Energy efficiency class		A+++				A++			
			Pdesign	kW	2.30		2.40		3.50		4.80	
			SEER		8.52		8.50		7.00		6.70	
			Annual energy consumption	kWh	94		99		175		251	
	Heating (Average climate)		Energy efficiency class		A++						A+	
			Pdesign	kW	2.10		2.70		3.00		4.60	
			SCOP/A		4.60						4.24	
			Annual energy consumption	kWh	639		821		913		1,519	
Nominal efficiency	EER				4.59				3.97		3.53	
	COP				5.00		4.42		4.06		3.65	
	Annual energy consumption			kWh	250.5		261.5		441		680	
	Energy labeling Directive		Cooling/Heating		A/A							

Indoor unit				FTXG	20LW	20LS	25LW	25LS	35LW	35LS	50LW	50LS
Dimensions	Unit	HeightxWidthxDepth		mm	303x998x212							
Weight	Unit			kg	12.0							
Air filter	Type				Removable / washable							
Fan	Air flow rate	Cooling	Silent operation/ Low/Medium/High	m^3/min	2.6/4.4/6.6/8.9				2.9/4.8/7.8/10.9		3.6/6.8/8.9/10.9	
		Heating	Silent operation/ Low/Medium/High	m^3/min	3.8/6.3/8.4/10.2		3.8/6.3/8.6/11.0		4.1/6.9/9.6/12.4		5.0/8.1/10.5/12.6	
Sound power level	Cooling			dBA	54				59		60	
	Heating			dBA	56				59		60	
Sound pressure level	Cooling	Silent operation/Low/High		dBA	19/25/38				20/26/45		25/35/46	
	Heating	Silent operation/Low/High		dBA	19/28/40		19/28/41		20/29/45		25/35/47	
Control systems	Infrared remote control				ARC466A9							
Power supply	Phase/Frequency/Voltage			Hz/V	1~/50/220-240							

Outdoor unit				RXG	20L	25L	35L	50L
Dimensions	Unit	HeightxWidthxDepth		mm	550x765x285			735x825x300
Weight	Unit			kg	35			48
Sound power level	Cooling			dBA	61		63	
	Heating			dBA	62		63	
Sound pressure level	Cooling	High		dBA	46		48	
	Heating	High		dBA	47		48	
Operation range	Cooling	Ambient	Min.~Max.	°CDB	-10 ~46			
	Heating	Ambient	Min.~Max.	°CWB	-15~18			
Refrigerant	Type				R-410A			
	GWP				2,087.5			
	Charge			kg/TCO2Eq	1.05/2.2			1.6/3.3
Piping connections	Liquid	OD		mm	6.35			
	Gas	OD		mm	9.5			12.7
	Piping length	OU - IU	Max.	m	20			30
		System	Chargeless	m	10			
	Additional refrigerant charge			kg/m	0.02 (for piping length exceeding 10m)			
	Level difference	IU - OU	Max.	m	15			20
Power supply	Phase/Frequency/Voltage			Hz/V	1~/50/220-240			
Current - 50Hz	Maximum fuse amps (MFA)			A	16			20

(1) EER/COP according to Eurovent 2012, for use outside EU only.
(2) MFA is used to select the circuit breaker and the ground fault circuit interrupter (earth leakage circuit breaker). For more detailed information on each combination, please refer to the electrical data drawing.

perfera

Wall mounted unit

Discreet, modern design for optimal efficiency and comfort thanks to 2 area intelligent eye

- Whisper quiet in operation: the operating of the unit can hardly be heard. The sound pressure level goes down to 19dBA!
- 2-area intelligent eye: air flow is sent to a zone other than where the person is located at that moment; if no people are detected, the unit will automatically switch over to the energy-efficient setting. (larger capacity area)
- 3-D air flow combines vertical and horizontal auto swing to circulate a stream of warm or cool air right to the corners of even large spaces (35-71 class only)
- Online controller: control your indoor from any location with an app, via your local network or internet
- Seasonal efficiency values up to A++ in cooling and heating

FTXS20-25K

RXS20-42L3

ARC466A1

Efficiency data				FTXS + RXS		20K + 20L3	25K + 25L3	35K + 35L3	42K + 42L	50K + 50L	60G + 60L	71G + 71F8
Cooling capacity	Min./Nom./Max.			kW		-/2.00 /-	-/2.5 /-	1.4/3.5 /4.0	1.7/4.20 /5.0	1.7/5.00 /5.3	1.7/6.0/6.7	2.3/7.10/8.5
Heating capacity	Min./Nom./Max.			kW		1.3/2.5 /4.3	1.3/2.8 /4.7	1.4/4.00 /5.2	1.7/5.40 /6.0	1.7/5.80 /6.5	1.7/7.0/8.0	2.3/8.20/10.2
Power input	Cooling		Min./Nom./Max.	kW		0.320/0.455 /0.760	0.320/0.593 /1.000	0.350/0.860 /1.190	0.320/1.253 /2.330	0.350/1.506 /1.810	0.440/1.990/2.400	0.570/2.350/3.200
	Heating		Min./Nom./Max.	kW		0.310/0.530 /1.120	0.310/0.600 /1.410	0.340/0.840 /1.460	0.400/1.310 /1.980	0.300/1.450 /2.000	0.400/2.040/2.810	0.520/2.550/3.820
Seasonal efficiency (according to EN14825)	Cooling		Energy efficiency class			A++					A	
			Pdesign	kW		2.00	2.50	3.50	4.20	5.00	6.00	7.10
			SEER			7.40	7.90	7.47	6.80		5.58	5.28
			Annual energy consumption	kWh	Only available in multi model application	95	111	164	216	257	376	471
	Heating (Average climate)		Energy efficiency class			A++			A+		A	
			Pdesign	kW		2.30	2.50	3.60	4.00	4.60	4.80	6.20
			SCOP/A			4.77	4.78	4.85	4.20		3.89	3.81
			Annual energy consumption	kWh		675	732	1,039	1,334	1,535	1,728	2,276
Nominal efficiency	EER					4.39	4.21	3.89	3.35	3.32	3.02	
	COP					4.72	4.67	4.76	4.12	4.00	3.43	3.22
	Annual energy consumption			kWh		228	297	450	627	753	995	1,175
	Energy labeling Directive		Cooling/Heating			A/A					B/B	B/C

Indoor unit				FTXS	CTXS15K	CTXS35K	20K	25K	35K	42K	50K	60G	71G
Dimensions	Unit	HeightxWidthxDepth		mm	289x780x215				298x900x215			290x1,050x250	
Weight	Unit			kg	8				11			12	
Air filter	Type				Removable / washable / mildew proof								
Fan	Air flow rate	Cooling	Silent operation/ Low/High	m^3/min	7.9/4.7/3.9	9.2/5.2/3.9	3.9/4.7/8.8	3.9/5.0/9.1	4.1/5.8/11.2	4.1/7.0/11.2	4.5/7.4/11.9	10.1/11.3/16.0	10.5/11.5/17.2
		Heating	Silent operation/ Low/High	m^3/min	9.0/6.0/4.3	10.1/6.3/4.3	4.3/6.0/9.5	4.3/6.0/10.0	4.2/6.5/12.1	5.2/7.8/12.4	5.5/8.4/13.3	11.3/12.6/17.2	12.6/14.2/19.5
Sound power level	Cooling			dBA	55	59	58		59		60		63
	Heating			dBA	56	58			59		60	59	62
Sound pressure level	Cooling	Silent operation/Low/Nom./High		dBA	37/25/21	42/28/21	19/24/32/40	19/25/33/41	19/29/37/45	21/33/39/45	23/34/40/46	33/36/41/45	34/37/42/46
	Heating	Silent operation/Low/Nom./High		dBA	38/28/21	41/30/21	19/27/34/40	19/27/34/41	19/29/39/45	22/33/39/45	24/34/40/47	32/35/40/44	34/37/42/46
Control systems	Infrared remote control				ARC466A6				ARC466A9			ARC452A3	
Power supply	Phase/Frequency/Voltage			Hz/V	1~/50/220-240								

Outdoor unit				RXS		20L3	25L3	35L3	42L	50L	60L	71F8
Dimensions	Unit	HeightxWidthxDepth		mm	Only available in multi model application	550x765x285				735x825x300		770x900x320
Weight	Unit			kg		34			39	47	48	71
Sound power level	Cooling			dBA		59		61		62		65
	Heating			dBA		58	59	61		62		66
Sound pressure level	Cooling	Low/High		dBA		-/46		-/48		44/48	46/49	-/52
	Heating	Low/High		dBA		-/47		-/48		45/48	46/49	-/52
Operation range	Cooling	Ambient	Min.~Max.	°CDB		-10~46						
	Heating	Ambient	Min.~Max.	°CWB		-15~18						
Refrigerant	Type					R-410A						
	GWP					2,087.5						
	Charge			kg/TCO2Eq		1.0/2.1		1.2/2.5	1.3/2.7	1.7/3.5	1.5/3.1	2.3/4.8
Piping connections	Liquid	OD		mm		6.35			-	6.35		-
	Gas	OD		mm		9.5			-	12.7		-
	Piping length	OU - IU	Max.	m		20			-	30		
		System	Chargeless	m		10			-			10
	Additional refrigerant charge			kg/m		0.02 (for piping length exceeding 10m)			-	0.020 (for piping length exceeding 10m)		
	Level difference	IU - OU	Max.	m		15			-	20.0		
Power supply	Phase/Frequency/Voltage			Hz/V		1~/50/220-240				1~/50/220-230-240		1~/50/220-240
Current - 50Hz	Maximum fuse amps (MFA)			A		10	-					

(1) EER/COP according to Eurovent 2012, for outside EU only
(2) MFA is used to select the circuit breaker and the ground fault circuit interrupter (earth leakage circuit breaker). For more detailed information, please refer to the electrical data drawing.

comfora

Wall mounted unit

Discreet wall mounted unit providing high efficiency and comfort

- Whisper quiet in operation down to 20 dBA
- Online controller: control your indoor from any location with an app, via your local network or internet
- Discreet, stylish front panel blends easily with the wall, and matches all interior décors
- Seasonal efficiency values up to A++ in cooling and heating
- Space saving contemporary wall mounted design

FTX20-35KV

(2 ports only)

RX20-35K

ARC480A11

Efficiency data					**FTX + RX**	**20KV + 20K**	**25KV + 25K**	**35KV + 35K**	**50KV + 50K**	**60KV + 60K**	**71KV + 71K**
Cooling capacity	Nom.			kW		2.0	2.5	3.5	5.0	6.0	7.1
Heating capacity	Nom.			kW		2.50	3.00	4.00	6.00	7.00	8.20
Power input	Heating		Nom.	kW		0.52	0.69	1.00	1,579.00	1,928.00	2,570.00
Seasonal efficiency (according to EN14825)	Cooling		Energy efficiency class			A++					A
			Pdesign	kW		2.00	2.50	3.50	5.00	6.00	7.10
			SEER			6.66	6.55	6.44	6.59	6.76	5.25
			Annual energy consumption	kWh		105	134	190	266	311	473
	Heating (Average climate)		Energy efficiency class			A++			A+		A
			Pdesign	kW		2.20	2.40	2.80	4.60	4.80	6.20
			SCOP/A			4.65	4.61	4.64	4.10		3.81
			Annual energy consumption	kWh		662	729	845	1,570	1,640	2,277
Nominal efficiency	EER					3.98	3.78	3.43	3.58	3.65	2.61
	COP					4.77	4.36	4.02	3.80	3.63	3.19
	Annual energy consumption				kWh	251	331	510	698	822	1,360

Indoor unit					**FTX**	**20KV**	**25KV**	**35KV**	**50KV**	**60KV**	**71KV**
Dimensions	Unit	HeightxWidthxDepth		mm		286x770x225			295x990x263		
Weight	Unit			kg		8			13.5		
Air filter	Type					Removable / washable / mildew proof			Removable / washable		
Fan	Air flow rate	Cooling	Silent operation/ Low/Medium/High	m^3/min		4.8/5.8/-/9.9	4.8/6.1/-/10.4	4.9/6.3/-/11.8	10.1/11.1/13.7/16.0	11.2/12.2/14.9/17.6	
		Heating	Silent operation/ Low/Medium/High	m^3/min		5.2/6.4/-/10.9	5.2/6.7/-/11.1	5.2/6.9/-/12.8	10.9/12.2/14.7 /16.7	12.1/13.7/16.7/18.9	
Sound power level	Cooling			dBA		55		58	59	60	62
	Heating			dBA		55		58		59	61
Sound pressure level	Cooling	Silent operation/Low/Nom./High		dBA		20/25/33/39	20/26/33/40	20/27/34/43	31/34/-/43	33/36/-/45	34/37/-/46
	Heating	Silent operation/Low/Nom./High		dBA		23/28/34/39	23/28/34/40	26/29/35/43	30/33/-/42	32/35/-/44	33/36/-/45
Control systems	Infrared remote control					ARC480A11					
	Wired remote control					BRC944B2 / BRC073A1			BRC944B2 / BRC073		
Power supply	Phase/Frequency/Voltage			Hz/V		1~/50/220-240					

Outdoor unit					**RX**	**20K**	**25K**	**35K**	**50K**	**60K**	**71K**
Dimensions	Unit	HeightxWidthxDepth		mm		550x658x275			735x870x320		
Weight	Unit			kg		28			44	49	
Sound power level	Cooling			dBA		60		62	61	63	66
	Heating			dBA		61		62		63	66
Sound pressure level	Cooling	High		dBA		46		48	47	49	52
	Heating	High		dBA		47		48		49	52
Operation range	Cooling	Ambient	Min.~Max.	°CDB		-10~46					
	Heating	Ambient	Min.~Max.	°CWB		-15~18					
Refrigerant	Type					R-410A					
	GWP					2,087.5					
	Charge			kg/TCO2Eq		0.74/1.5		1.0/2.1	1.13/2.4	1.45/3.0	
Piping connections	Liquid	OD		mm		6.35					
	Gas	OD		mm		9.5			12.7		
	Piping length	OU - IU	Max.	m		15			30		
		System	Chargeless	m		10					-
	Additional refrigerant charge			kg/m		0.02 (for piping length exceeding 10m)					
	Level difference	IU - OU	Max.	m		12			20		
Power supply	Phase/Frequency/Voltage			Hz/V		1~/50/220-240					
Current - 50Hz	Maximum fuse amps (MFA)			A		16			20.0		

(1) EER/COP according to Eurovent 2012, for outside EU only.
(2) MFA is used to select the circuit breaker and the ground fault circuit interrupter (eart leakage circuit breaker). For more detailed inofrmation on each combination, please refer to the electrical data drawing.

comfora

Wall mounted unit

Wall mounted unit providing high efficiency and comfort

- Quiet in operation down to 23 dBA
- Movement sensor saves power consumption in unoccupied rooms: when the room is empty, the unit switches to economy mode after 20 minutes and restarts when a person enters the room.
- 3-D air flow combines vertical and horizontal auto swing to circulate a stream of warm or cool air right to the corners of even large spaces
- Online controller: control your indoor from any location with an app, via your local network or internet
- The unit's compact dimensions makes it ideal for renovation projects, especially for above door installation
- Seasonal efficiency values up to A++ in cooling and A+ in heating

FTX20-35J3

RX20-35K

ARC433A8

Efficiency data				FTX + RX	20J3 + 20K	25J3 + 25K	35J3 + 35K	50GV + 50GV	60GV + 60GVB
Cooling capacity	Min./Nom./Max.			kW	1.3/2.0 /2.6	1.3/2.5 /3.0	1.3/3.3 /3.8	1.7/5.0 /6.0	1.7 /6.0 /6.7
Heating capacity	Min./Nom./Max.			kW	1.3/2.5 /3.5	1.3/2.8 /4.0	1.3/3.5 /4.8	1.7/5.8 /7.7	1.7 /7.0 /8.0
Power input	Cooling	Min./Nom./Max.		kW	0.310/0.490 /0.720	0.310/0.700 /1.050	0.290/1.030 /1.300	0.440/1.550/2.080	0.440 /1.990 /2.400
	Heating	Min./Nom./Max.		kW	0.250/0.590 /0.950	0.250/0.690 /1.110	0.290/0.930 /1.290	0.400/1.600/2.530	0.400 /2.040 /2.810
Seasonal efficiency (according to EN14825)	Cooling	Energy efficiency class			A++			A+	A
		Pdesign		kW	2.00	2.50	3.30	5.00	6.00
		SEER			6.11	6.15		5.63	5.37
		Annual energy consumption		kWh	115	143	188	311	391
	Heating (Average climate)	Energy efficiency class			A+				A
		Pdesign		kW	2.20	2.40	2.80	4.60	4.80
		SCOP/A			4.34	4.16	4.14	4.08	3.88
		Annual energy consumption		kWh	710	808	947	1,578	1,730
Nominal efficiency	EER				4.09	3.55	3.21	3.23	3.02
	COP				4.24	4.06	3.76	3.63	3.43
	Annual energy consumption			kWh	244	352	514	775	995
	Energy labeling Directive	Cooling/Heating			A/A				B/B

Indoor unit				FTX	20J3	25J3	35J3	50GV	60GV
Dimensions	Unit	HeightxWidthxDepth		mm	283x770x198			290x1,050x238	
Weight	Unit			kg	7			12	
Air filter	Type				Removable / washable / mildew proof				
Fan	Air flow rate	Cooling	Silent operation/Low/High	m^3/min	4.7/5.9/9.1	4.8/6.0/9.2	4.9/6.1/9.3	9.5/10.3/14.7	10.2/11.4/16.2
		Heating	Silent operation/Low/High	m^3/min	5.5/6.3/9.4	5.5/6.3/9.7	5.7/6.7/10.1	10.2/11.5/16.1	11.4/12.7/17.4
Sound power level	Cooling			dBA	55		58	59	60
	Heating			dBA	55		58		59
Sound pressure level	Cooling	Silent operation/Low/Nom./High		dBA	22/25/33/39	22/26/33/40	23/27/34/41	31/34/39/43	33/36/41/45
	Heating	Silent operation/Low/Nom./High		dBA	25/28/34/39	25/28/34/40	26/29/35/41	30/33/38/42	32/35/40/44
Control systems	Infrared remote control				ARC433A87			ARC433B70	
Power supply	Phase/Frequency/Voltage			Hz/V	1~/50/220-240				

Outdoor unit				RX	20K	25K	35K	50GV	60GVB
Dimensions	Unit	HeightxWidthxDepth		mm	550x658x275			735x825x300	
Weight	Unit			kg	28			48	47
Sound power level	Cooling			dBA	60		62	63	62
	Heating			dBA	61		62	64	62
Sound pressure level	Cooling	Low/High		dBA	-/46		-/48	44/47	46/49
	Heating	Low/High		dBA	-/47		-/48	45/48	46/49
Operation range	Cooling	Ambient	Min.~Max.	°CDB	-10 ~46			-10~46	
	Heating	Ambient	Min.~Max.	°CWB	-15~18				
Refrigerant	Type				R-410A				
	GWP				2,087.5				
	Charge			kg/TCO2Eq	0.74/1.5		1.0/2.1	1.5/3.1	
Piping connections	Liquid	OD		mm	6.35			-	6.35
	Gas	OD		mm	9.5			-	12.7
	Piping length	OU - IU	Max.	m	15			30	
		System	Chargeless	m	10				
	Additional refrigerant charge			kg/m	0.02 (for piping length exceeding 10m)				
	Level difference	IU - OU	Max.	m	12			20	
Power supply	Phase/Frequency/Voltage			Hz/V	1~/50/220-240				
Current - 50Hz	Maximum fuse amps (MFA)			A	16			20	-

(1) EER/COP according to Eurovent 2012, for outside EU only.
(2) MFA is used to select the circuit breaker and the ground fault circuit interrupter (eart leakage circuit breaker). For more detailed inofrmation on each combination, please refer to the electrical data drawing.

sensira

Wall mounted unit

Wall mounted unit for low energy consumption and pleasant comfort

› Flat, stylish front panel blends easily within any interior décor and is easier to clean
› Quiet in operation down to 21 dBA
› Seasonal efficiency values: A+ in cooling and heating

FTXB25-35C

RXB50-60C

AP GS02

Efficiency data				FTXB + RXB	20C + 20C	25C + 25C	35C + 35C	50C + 50C	60C + 60C
Cooling capacity	Min./Nom./Max.			kW	1.3/2.0 /2.6	1.3/2.5 /3.0	1.3/3.3 /3.8	1.630/5.480 /6.200	1.750/6.230 /6.500
Heating capacity	Min./Nom./Max.			kW	1.3/2.5 /3.5	1.3/2.8 /4.0	1.3/3.5 /4.8	1.170/5.620 /6.600	1.200/6.400 /7.100
Power input	Cooling		Min./Nom./Max.	kW	0.310/0.510 /0.720	0.310/0.770 /1.050	0.290/1.030 /1.300	0.280/1.700 /1.910	0.280/1.931 /2.000
	Heating		Min./Nom./Max.	kW	0.250/0.600 /0.950	0.250/0.700 /1.110	0.290/0.940 /1.290	0.240/1.500 /1.880	0.240/1.680 /2.000
Seasonal efficiency (according to EN14825)	Cooling		Energy efficiency class		A+				
			Pdesign	kW	2.00	2.50	3.30	5.48	6.23
			SEER		5.98	6.02	6.05	5.93	6.09
			Annual energy consumption	kWh	117	145	191	324	359
	Heating (Average climate)		Energy efficiency class		A+				
			Pdesign	kW	2.20	2.40	2.80	3.64	3.80
			SCOP/A		4.10	4.01	4.06	4.27	4.06
			Annual energy consumption	kWh	751	838	966	1,195	1,311
Nominal efficiency	EER				3.94 (1)	3.25 (1)	3.21 (1)	3.22 (1)	3.23 (1)
	COP				4.19 (1)	4.01 (1)	3.71 (1)	3.75 (1)	3.81 (1)
	Annual energy consumption			kWh	254	385	514	851	964
	Energy labeling Directive		Cooling/Heating		A/A				

Indoor unit				FTXB	20C	25C	35C	50C	60C
Dimensions	Unit	HeightxWidthxDepth		mm	283x770x216			310x1,065x224	
Weight	Unit			kg	8			14	
Air filter	Type				Removable / washable / mildew proof			Saranet	
Fan	Air flow rate	Cooling	Silent operation/ Low/High/Super high	m^3/min	4.7/5.9/9.1/-	4.8/6.0/9.2/-	4.9/6.1/9.3/-	10.62/11.82 /15.00/16.38	12.36/14.34 /18.5/19.92
		Heating	Silent operation/ Low/High/Super high	m^3/min	5.5/6.3/9.4/-	5.5/6.3/9.7/-	5.7/6.7/10.1/-	10.62/11.82 /15.00/16.38	12.36/14.3 /18.54/19.92
Sound power level	Cooling			dBA	55		58	55	61
	Heating			dBA	55		58	-	
Sound pressure level	Cooling	Silent operation/Low/Nom./High/Super high		dBA	21/25/33/39/-	21/26/33/40/-	23/27/34/41/-	32/35/38/40/44	33/37/41/43/46
	Heating	Silent operation/Low/Nom./High/Super high		dBA	25/28/34/39/-	25/28/34/40/-	26/29/35/41/-	32/35/38/40/44	33/37/41/43/46
Control systems	Infrared remote control				ARC470A1			AP GS02	
Power supply	Phase/Frequency/Voltage			Hz/V	1~/50/220-240				

Outdoor unit				RXB	20C	25C	35C	50C	60C
Dimensions	Unit	HeightxWidthxDepth		mm	550x658x275			753x855x328	
Weight	Unit			kg	28			44	
Sound power level	Cooling			dBA	60			64	65
	Heating			dBA	61			-	
Sound pressure level	Cooling	Nom./High		dBA	-/46			51/-	
	Heating	Nom./High		dBA	-/47			51/-	
Operation range	Cooling	Ambient	Min.~Max.	°CDB	-10~46				
	Heating	Ambient	Min.~Max.	°CWB	-15~18				
Refrigerant	Type				R-410A				
	GWP				2,087.5				
	Charge			kg/TCO2Eq	0.74/1.5			1.45/3.0	
Piping connections	Liquid	OD		mm	6.35				
	Gas	OD		mm	9.5			12.70	15.90
	Piping length	OU - IU	Max.	m	-			30	
		System	Chargeless	m	-			7.5	
Power supply	Phase/Frequency/Voltage			Hz/V	1~/50/220-240				
Current - 50Hz	Maximum fuse amps (MFA)			A	16			-	

(1)EER/COP according to Eurovent 2012, for use outside EU only

Wall mounted unit

Stylish wall mounted unit for low energy consumption and pleasant comfort

› Stylish, modern casing in white
› Quiet in operation down to 21 dBA
› Seasonal efficiency values: A+ in cooling and heating

FTXK-AW


FTXK-AS

RXK-A

ARC52B61

Efficiency data				FTXK + RXK	25AW + 25A	25AS + 25A	35AW + 35A	35AS + 35A	50AW + 50A	50AS + 50A	60AW + 60A	60AS + 60A
Cooling capacity	Min./Nom./Max.			kW	1.300/2.500 /3.000		1.300/3.500 /3.800		1.630/5.480 /6.200		1.750/6.230 /6.500	
Heating capacity	Min./Nom./Max.			kW	1.300/3.300 /4.000		1.300/3.600 /4.750		1.170/5.620 /6.600		1.200/6.400 /8.000	
Power input	Cooling		Min./Nom./Max.	kW	0.280/0.731 /0.990		0.290/1.075 /1.390		0.290/1.700 /2.000		0.280/1.931 /2.000	
	Heating		Min./Nom./Max.	kW	0.260/0.900 /1.100		0.285/0.957 /1.480		0.260/1.550 /2.510		0.240/1.680 /2.000	
Seasonal efficiency (according to EN14825)	Cooling		Energy efficiency class		A+							
			Pdesign	kW	2.50		3.50		5.48		6.23	
			SEER		5.66		5.86		5.93		6.09	
			Annual energy consumption	kWh	155		209		324		359	
	Heating (Average climate)		Energy efficiency class		A+							
			Pdesign	kW	2.40		2.80		3.37		3.80	
			SCOP/A		4.24		4.16		4.01		4.06	
			Annual energy consumption	kWh	792		945		1,177		1,310	
Nominal efficiency	EER				3.42		3.26		3.22		3.23	
	COP				3.67		3.76		3.63		3.81	
	Annual energy consumption			kWh	365		537		851		964	
	Energy labeling Directive		Cooling/Heating		A/A							

Indoor unit				FTXK	25AW	25AS	35AW	35AS	50AW	50AS	60AW	60AS
Dimensions	Unit	HeightxWidthxDepth		mm	297x890x210				320x1,172x242			
Weight	Unit			kg	9.0				14.0			
Air filter	Type				Saranet							
Fan	Air flow rate	Cooling	Silent operation/ Low/High/Super high	m^3/min	4.68/6.06/9.78/10.68		4.68/6.54/10.14/11.10		10.62/11.82/15.00/16.38		12.36/14.34/18.54/19.92	
		Heating	Silent operation/ Low/High/Super high	m^3/min	4.68/6.06/9.78/10.68		4.68/6.54/10.14/11.10		10.62/11.82/15.00/16.38		12.36/14.34/18.54/19.92	
Sound power level	Cooling			dBA	53		54		55		61	
	Heating			dBA	53		54		55		61	
Sound pressure level	Cooling	Silent operation/Low/Nom./High/Super high		dBA	21/29/34/40/41		22/30/34/41/42		32/35/38/40/44		33/37/41/43/46	
	Heating	Silent operation/Low/Nom./High/Super high		dBA	21/29/34/40/41		22/30/34/41/42		32/35/38/40/44		33/37/41/43/46	
Power supply	Phase/Frequency/Voltage			Hz/V	1~/50/220-240							

Outdoor unit				RXK	25A	35A	50A	60A
Dimensions	Unit	HeightxWidthxDepth		mm	550x658x289		628x855x328	753x855x328
Weight	Unit			kg	24	26	37	44
Sound power level	Cooling			dBA	58	60	64	65
	Heating			dBA	58	60	64	65
Operation range	Cooling	Ambient	Min.~Max.	°CDB	10~46		-10~46	
	Heating	Ambient	Min.~Max.	°CWB	-15~18			
Refrigerant	Type				R-410A			
	GWP				2,087.5			
	Charge			kg/TCO2Eq	0.74/1.5	1.00/2.1	1.25/2.6	1.45/3.0
Piping connections	Liquid	OD		mm	6.35			
	Gas	OD		mm	9.52		12.70	15.90
	Piping length	OU - IU	Max.	m	20		30	
		System	Chargeless	m	7.5			
Power supply	Phase/Frequency/Voltage			Hz/V	1~/50/220-240			
Current - 50Hz	Maximum fuse amps (MFA)			A	-			

(1) EER/COP according to Eurovent 2012, for outside EU only

The best of two worlds united
Pure comfort and design

Why choose Nexura?

- Unique radiant heat panel that heats up just like a traditional radiator
- Whisper quiet operation down to 19 dBA
- Unobtrusive yet stylish design
- Reduced air flow, creating an even distribution of air through the room

Comfort is key

Nexura makes your world a comfortable one.
The coolness of a summer breeze or the cosiness of an extra heat source brings a feeling of well-being to your living space all year round. Its unobtrusive yet stylish design with a front panel that radiates additional heat, its low noise level and reduced air flow turn your room into a haven.

Radiant heat panel

To add even more comfort on cold days, the aluminium front panel of the Nexura unit has the capability of warming up, just like a traditional radiator. The result? A comfortable feeling of warm air that envelopes you. And all you have to do to activate this unique feature is push the "radiant" button on your remote control.

Online controller

Always in control, no matter where you are. Control your indoor from any location with an app, via your local network or internet.

Benefits

› Vertical autoswing
› Weekly timer
› Guaranteed operation down to -25°C (with RXLG-M)

Supporting tools

NEW Business portal

› Experience our business portal at my.daikin.eu
› Find information in seconds via a powerful search
› Customise the options so you see only info relevant for you
› Access via mobile device or desktop

Internet

› Visit the website: https://www.daikin.eu/en_us/product-group/air-to-air-heat-pumps/nexura.html

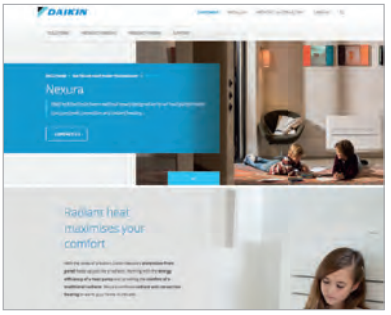

nexura

Floor standing unit

Stylish floor standing unit with radiant heat panel for comfortable heat and very low noise

- The aluminium part of the front panel of the Nexura indoor unit has the capability of warming up, just like a traditional radiator, to add even more comfort on cold days
- The indoor unit distributes air at the sound of a whisper. The noise produced amounts to barely 22dB(A) in cooling and 19dB(A) in radiant heat mode. In comparison, the ambient sound in a quiet room amounts to 40dB(A) on average.
- Can be installed against a wall or recessed
- Its low height enables the unit to fit perfectly beneath a window
- Online controller: control your indoor from any location with an app, via your local network or internet
- Seasonal efficiency values up to A++ in cooling and A+ heating

FVXG-K

RXG25-35K

ARC466A2

Efficiency data				FVXG + RXG	25K + 25K	35K + 35K	50K + 50K
Cooling capacity	Min./Nom./Max.			kW	1.3/2.5 /3.0	1.4/3.5 /3.8	1.7/5.0 /5.6
Heating capacity	Min./Nom./Max.			kW	1.3/3.4 /4.5	1.4/4.5 /5.0	1.7/5.8 /8.1
Power input	Cooling		Min./Nom./Max.	kW	0.300/0.550/0.790	0.310/0.950/1.150	0.450/1.520/2.000
	Heating		Min./Nom./Max.	kW	0.290/0.780/1.270	0.290/1.210/1.460	0.500/1.580/2.660
Seasonal efficiency (according to EN14825)	Cooling		Energy efficiency class		A++		A
			Pdesign	kW	2.50	3.50	5.00
			SEER		6.46	6.33	5.31
			Annual energy consumption	kWh	135	194	330
	Heating (Average climate)		Energy efficiency class		A+	A	A+
			Pdesign	kW	2.80	3.10	4.60
			SCOP/A		4.56	3.93	4.13
			Annual energy consumption	kWh	858	1,103	1,559
Nominal efficiency	EER				4.55	3.68	3.29
	COP				4.36	3.72	3.67
	Annual energy consumption			kWh	275	475	760
	Energy labeling Directive		Cooling/Heating		A/A		

Indoor unit				FVXG	25K	35K	50K
Dimensions	Unit	HeightxWidthxDepth		mm	600x950x215		
Weight	Unit			kg	22.0		
Air filter	Type				Removable / washable		
Fan	Air flow rate	Cooling	Silent operation/ Low/Medium/High	m^3/min	4.5/5.3/7.0/8.9	4.5/5.3/7.2/9.1	6.0/7.3/8.9/10.6
		Heating	Silent operation/ Low/Medium/High	m^3/min	4.7/5.7/7.8/9.9	5.0/5.8/8.0/10.2	6.8/7.8/10.0/12.2
Sound power level	Cooling			dBA	54	55	56
	Heating			dBA	55	56	58
Sound pressure level	Cooling	Silent operation/Low/High		dBA	23/26/38	24/27/39	32/36/44
	Heating	Silent operation/Low/High		dBA	22/26/39	23/27/40	30/34/46
Control systems	Infrared remote control				ARC466A2		
Power supply	Phase/Frequency/Voltage			Hz/V	1~/50/220-240		

Outdoor unit				RXG	25K	35K	50K
Dimensions	Unit	HeightxWidthxDepth		mm	550x765x285		735x825x300
Weight	Unit			kg	34		48
Sound power level	Cooling			dBA	62	63	
	Heating			dBA	63	63	63
Sound pressure level	Cooling	High		dBA	46	48	
	Heating	High		dBA	47	48	
Operation range	Cooling	Ambient	Min.~Max.	°CDB	-10 ~46		
	Heating	Ambient	Min.~Max.	°CWB	-15~18		
Refrigerant	Type				R-410A		
	GWP				2,087.5		
	Charge			kg/TCO2Eq	1.05/2.2		1.6/3.3
Piping connections	Piping length	OU - IU	Max.	m	20		30
		System	Chargeless	m	10		
	Additional refrigerant charge			kg/m	0.02 (for piping length exceeding 10m)		
	Level difference	IU - OU	Max.	m	15		20
Power supply	Phase/Frequency/Voltage			Hz/V	1~/50/220-240		
Current - 50Hz	Maximum fuse amps (MFA)			A	16		20

(1) EER/COP according to Eurovent 2012, for outside EU only
(2) MFA is used to select the circuit breaker and the ground fault circuit interrupter (earth leakage circuit breaker). For more detailed information, please refer to the electrical data drawing.

Floor standing unit

Floor standing unit for optimal heating comfort thanks to dual airflow

- Can be installed against a wall or recessed
- Its low height enables the unit to fit perfectly beneath a window
- Online controller: control your indoor from any location with an app, via your local network or internet
- Quiet in operation down to 23 dBA
- Seasonal efficiency values up to A+ in cooling and heating

FVXS-F

ARC452A1

RXS25-35L3

Efficiency data				FVXS + RXS	25F + 25L3	35F + 35L3	50F + 50L
Cooling capacity	Min./Nom./Max.			kW	1.3/2.5 /3.0	1.4/3.5 /3.8	1.4/5.0/5.6
Heating capacity	Min./Nom./Max.			kW	1.3/3.4 /4.5	1.4/4.5 /5.0	1.4/5.8/8.1
Power input	Cooling		Min./Nom./Max.	kW	0.300/0.606 /0.920	0.300/1.060 /1.250	0.500/1.550/2.000
	Heating		Min./Nom./Max.	kW	0.290/0.770 /1.390	0.310/1.190 /1.880	0.500/1.600/2.600
Seasonal efficiency (according to EN14825)	Cooling		Energy efficiency class		A+		
			Pdesign	kW	2.50	3.50	5.00
			SEER		5.74	5.60	5.89
			Annual energy consumption	kWh	152	219	297
	Heating (Average climate)		Energy efficiency class		A+	A	
			Pdesign	kW	2.60	2.90	4.20
			SCOP/A		4.56	3.93	3.80
			Annual energy consumption	kWh	798	1,033	1,546
Nominal efficiency	EER				4.12	3.30	3.23
	COP				4.42	3.78	3.63
	Annual energy consumption			kWh	303	530	775
	Energy labeling Directive		Cooling/Heating		A/A		

Indoor unit				FVXS	25F	35F	50F
Dimensions	Unit	HeightxWidthxDepth		mm	600x700x210		
Weight	Unit			kg	14		
Air filter	Type				Removable / washable / mildew proof		
Fan	Air flow rate	Cooling	Silent operation/ Low/High	m^3/min	4.1/4.8/8.2	4.5/4.9/8.5	6.6/7.8/10.7
		Heating	Silent operation/ Low/High	m^3/min	4.4/5.0/8.8	4.7/5.2/9.4	7.1/8.5/11.8
Sound power level	Cooling			dBA	52		60
	Heating			dBA	52		60
Sound pressure level	Cooling	Silent operation/Low/Nom./High		dBA	23/26/32/38	24/27/33/39	32/36/40/44
	Heating	Silent operation/Low/Nom./High		dBA	23/26/32/38	24/27/33/39	32/36/40/45
Control systems	Infrared remote control				ARC452A1		
Power supply	Phase/Frequency/Voltage			Hz/V	1~/50/220-240		

Outdoor unit				RXS	25L3	35L3	50L
Dimensions	Unit	HeightxWidthxDepth		mm	550x765x285		735x825x300
Weight	Unit			kg	34		47
Sound power level	Cooling			dBA	59	61	62
	Heating			dBA	59	61	62
Sound pressure level	Cooling	Low/High		dBA	-/46	-/48	44/48
	Heating	Low/High		dBA	-/47	-/48	45/48
Operation range	Cooling	Ambient	Min.~Max.	°CDB	-10~46		
	Heating	Ambient	Min.~Max.	°CWB	-15~18		
Refrigerant	Type				R-410A		
	GWP				2,087.5		
	Charge			kg/TCO2Eq	1.0/2.1	1.2/2.5	1.7/3.5
Piping connections	Liquid	OD		mm	6.35		
	Gas	OD		mm	9.5		12.7
	Piping length	OU - IU	Max.	m	20		30
	Additional refrigerant charge			kg/m	0.02 (for piping length exceeding 10m)		
	Level difference	IU - OU	Max.	m	15		20.0
Power supply	Phase/Frequency/Voltage			Hz/V	1~/50/220-240		1~/50/220-230-240
Current - 50Hz	Maximum fuse amps (MFA)			A	-		

(1) EER/COP according to Eurovent 2012, for outside EU only
(2) MFA is used to select the circuit breaker and the ground fault circuit interrupter (earth leakage circuit breaker). For more detailed information, please refer to the electrical data drawing.

Flexi type unit

Flexible unit, ideal for rooms without false ceiling, can fit on either ceiling or wall

- Can fit on either ceiling or lower wall; its low height enables the unit to fit beneath a window
- Home leave operation maintains the indoor temperature at your specified comfort level during absence, thus saving energy
- Online controller: control your indoor from any location with an app, via your local network or internet
- Seasonal efficiency values up to A in cooling and heating

FLXS-B(9)

RXS25-35L3

ARC433B67

Efficiency data				FLXS + RXS	25B + 25L3	35B9 + 35L3	50B + 50L	60B
Cooling capacity	Min./Nom./Max.			kW	1.2/2.5 /3.0	-/3.5 /-	0.9/4.9/5.3	-
Heating capacity	Min./Nom./Max.			kW	1.2/3.4 /4.5	1.4/4.0 /5.0	0.9/6.1/7.5	-
Power input	Cooling		Min./Nom./Max.	kW	0.300/0.668 /0.860	0.300/1.215 /1.260	0.450/1.720/1.950	-
	Heating		Min./Nom./Max.	kW	0.290/0.960 /1.490	0.290/1.120 /1.850	0.310/1.820/3.540	-
Seasonal efficiency (according to EN14825)	Cooling		Energy efficiency class		A	B	A	Only available in multi model application
			Pdesign	kW	2.50	3.50	4.90	
			SEER		5.19	4.87	5.25	
			Annual energy consumption	kWh	169	252	326	
	Heating (Average climate)		Energy efficiency class		A			
			Pdesign	kW	2.50	2.90	4.20	
			SCOP/A		3.80			
			Annual energy consumption	kWh	921	1,068	1,546	
Nominal efficiency	EER				3.74	2.88	2.85	
	COP				3.54	3.57	3.35	
	Annual energy consumption			kWh	334	608	860	
	Energy labeling Directive		Cooling/Heating		A/B	B/A	C/C	

Indoor unit				FLXS	25B	35B9	50B	60B
Dimensions	Unit	HeightxWidthxDepth		mm	490x1,050x200			
Weight	Unit			kg	16		17	
Air filter	Type				Removable / washable / mildew proof			
Fan	Air flow rate	Cooling	Silent operation/Low/High	m^3/min	5.2/6.0/7.6	5.6/6.6/8.6	7.5/8.5/11.4	12.0/9.3/8.3
		Heating	Silent operation/Low/High	m^3/min	6.6/7.4/9.2	7.2/8.0/12.8	6.8/7.5/12.1	12.8/8.4/7.5
Sound power level	Cooling			dBA	51	53	60	
Sound pressure level	Cooling	Silent operation/Low/Nom./High		dBA	28/31/34/37	29/32/35/38	36/39/43/47	48/41/39
	Heating	Silent operation/Low/Nom./High		dBA	29/31/34/37	30/33/36/46	33/35/41/46	47/37/34
Control systems	Infrared remote control				ARC433B67			
Power supply	Phase/Frequency/Voltage			Hz/V	1~/50/60/220-240/220-230	1~/50/220-240	1~/50/60/220-240/220-230	1~ / 50 / 230

Outdoor unit				RXS	25L3	35L3	50L	
Dimensions	Unit	HeightxWidthxDepth		mm	550x765x285		735x825x300	Only available in multi model application
Weight	Unit			kg	34		47	
Sound power level	Cooling			dBA	59	61	62	
	Heating			dBA	59	61	62	
Sound pressure level	Cooling	Low/High		dBA	-/46	-/48	44/48	
	Heating	Low/High		dBA	-/47	-/48	45/48	
Operation range	Cooling	Ambient	Min.~Max.	°CDB	-10~46			
	Heating	Ambient	Min.~Max.	°CWB	-15~18			
Refrigerant	Type				R-410A			
	GWP				2,087.5			
	Charge			kg/TCO2Eq	1.0/2.1	1.2/2.5	1.7/3.5	
Piping connections	Liquid	OD		mm	6.35			
	Gas	OD		mm	9.5		12.7	
	Piping length	OU - IU	Max.	m	20		30	
	Additional refrigerant charge			kg/m	0.02 (for piping length exceeding 10m)			
	Level difference	IU - OU	Max.	m	15		20.0	
Power supply	Phase/Frequency/Voltage			Hz/V	1~/50/220-240		1~/50/220-230-240	
Current - 50Hz	Maximum fuse amps (MFA)			A	-			

(1) EER/COP according to Eurovent 2012, for outside EU only. (2) MFA is used to select the circuit breaker and the ground fault circuit interrupter (eart leakage circuit breaker). For more detailed inofrmation on each combination, please refer to the electrical data drawing.

Concealed ceiling unit

Compact concealed ceiling unit, with a height of only 200mm

- Invisible unit as the unit is concealed in the ceiling: only the suction and discharge grilles are visible
- Compact dimensions, can easily be mounted in a ceiling void of only 240mm
- Medium external static pressure up to 40Pa facilitates unit use with flexible ducts of varying lengths
- Unified indoor unit range for R-32 and R-410A
- NEW › Auto cleaning filter option ensures maximum efficiency, comfort and reliability by regular filter cleaning
- NEW › Multi zoning kit allows multiple individually-controlled climate zones to be served by one indoor unit
- Online controller (optional): control your indoor from any location with an app, via your local network or internet and keep an overview on your energy consumption
- Low energy consumption thanks to DC fan motor

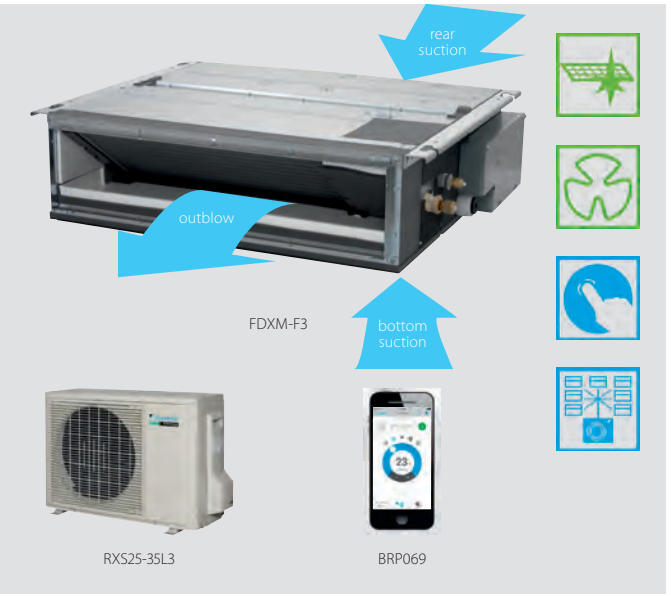

Efficiency data				FDXM + RXS	25F3 + 25L3	35F3 + 35L3	50F3 + 50L	60F3 + 60L
Cooling capacity	Nom.			kW	2.40	3.40	5.00	6.00
Heating capacity	Nom.			kW	3.20	4.00	5.80	7.00
Power input	Cooling		Nom.	kW	0.64	1.15	1.65	2.06
	Heating		Nom.	kW	0.80	1.15	1.87	2.18
Seasonal efficiency (according to EN14825)	Cooling		Energy efficiency class		A+	A	A+	A
			Pdesign	kW	2.40	3.40	5.00	6.00
			SEER		5.63	5.21	5.72	5.51
			Annual energy consumption	kWh	149	228	306	381
	Heating (Average climate)		Energy efficiency class		A+	A		
			Pdesign	kW	2.60	2.90	4.00	4.60
			SCOP/A		4.24	3.88	3.93	3.80
			Annual energy consumption	kWh	858	1,047	1,425	1,693
Nominal efficiency	EER				3.74	2.96	3.03	2.91
	COP				4.00	3.48	3.10	3.21
	Annual energy consumption			kWh	321	574	825	1,030
	Energy labeling Directive		Cooling/Heating		A/A	B/A	B/D	C/C

Indoor unit				FDXM	25F3	35F3	50F3	60F3
Dimensions	Unit	HeightxWidthxDepth		mm	200x750x620		200x1,150x620	
Weight	Unit			kg	21		28	
Air filter	Type				Removable / washable			
Fan	Air flow rate	Cooling	Low/Medium/High	m^3/min	7.3/8.0 /8.7		13.3/14.6 /15.8	13.5/14.8 /16.0
		Heating	Low/Medium/High	m^3/min	7.3/8.0 /8.7		13.3/14.6 /15.8	13.5/14.8 /16.0
	External static pressure	Nom.		Pa	30		40	
Sound power level	Cooling			dBA	53		55	56
	Heating			dBA	53		55	56
Sound pressure level	Cooling	Low/High		dBA	27/35		30/38	
	Heating	Low/High		dBA	27/35		30/38	
Control systems	Infrared remote control				BRC4C65			
	Wired remote control				BRC1H51 / BRC1E53A / BRC1E53B / BRC1E53C / BRC1D52			
Power supply	Phase/Frequency/Voltage			Hz/V	1~/50/220-240			

Outdoor unit				RXS	25L3	35L3	50L	60L
Dimensions	Unit	HeightxWidthxDepth		mm	550x765x285		735x825x300	
Weight	Unit			kg	34		47	48
Sound power level	Cooling			dBA	59	61	62	
	Heating			dBA	59	61	62	
Sound pressure level	Cooling	Low/High		dBA	-/46	-/48	44/48	46/49
	Heating	Low/High		dBA	-/47	-/48	45/48	46/49
Operation range	Cooling	Ambient	Min.~Max.	°CDB	-10~46			
	Heating	Ambient	Min.~Max.	°CWB	-15~18			
Refrigerant	Type				R-410A			
	GWP				2,087.5			
	Charge			kg/TCO2Eq	1.0/2.1	1.2/2.5	1.7/3.5	1.5/3.1
Piping connections	Liquid	OD		mm	6.35			
	Gas	OD		mm	9.5		12.7	
	Piping length	OU - IU	Max.	m	20		30	
		System	Chargeless	m	10		-	
	Additional refrigerant charge			kg/m	0.02 (for piping length exceeding 10m)			
	Level difference	IU - OU	Max.	m	15		20.0	
Power supply	Phase/Frequency/Voltage			Hz/V	1~/50/220-240		1~/50/220-230-240	
Current - 50Hz	Maximum fuse amps (MFA)			A	-			

Nominal cooling capacities are based on: indoor temperature: 27°CDB, 19°CWB, outdoor temperature: 35°CDB, equivalent refrigerant piping: 5m, level difference: 0m. | Nominal heating capacities are based on: indoor temperature: 20°CDB, outdoor temperature: 7°CDB, 6°CWB, equivalent refrigerant piping: 5m, level difference: 0m.

Small concealed ceiling unit

Designed for hotel applications

- Compact unit (230mm high & 652mm deep), can easily be mounted in narrow ceiling voids
- Discretely concealed in the ceiling: only the suction and discharge grilles are visible
- Whisper quiet operation: down to 28dBA sound pressure level
- Flexible installation, as the air suction direction can be altered from rear to bottom suction

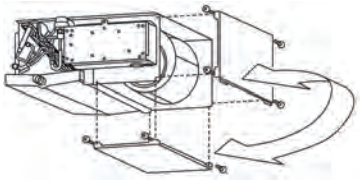

- For easy mounting, the drain pan can be located to the left or right of the unit



FDBQ-B

BRC1H51W

Indoor unit				FDBQ	25B
Dimensions	Unit	HeightxWidthxDepth		mm	230x652x502
Weight	Unit			kg	17.0
Air filter	Type				Resin net with mold resistance
Fan - Air flow rate	Cooling	High/Low		m^3/min	6.50/5.20
	Heating	High/Low		m^3/min	6.95/5.20
Sound power level	Cooling			dBA	55
	Heating			dBA	55
Sound pressure level	Cooling	High/Low		dBA	35.0/28.0
	Heating	High/Low		dBA	35.0/29.0
Control systems	Wired remote control				BRC1H51W/S/K / BRC1E53A/B/C / BRC1D52
Power supply	Phase / Frequency / Voltage			Hz / V	1~ / 50 / 230

Outdoor unit					
Dimensions	Unit	HeightxWidthxDepth		mm	only available in multi model application
Weight	Unit			kg	
Sound power level	Cooling			dBA	
Sound pressure level	Cooling	Nom.		dBA	
	Heating	Nom.		dBA	
Operation range	Cooling	Ambient	Min.~Max.	°CDB	
	Heating	Ambient	Min.~Max.	°CWB	
Refrigerant	Type/Charge kg-TCO^2Eq/GWP				
Piping connections	Liquid	OD		mm	
	Gas	OD		mm	
	Piping length	OU - IU	Max.	m	
	Additional refrigerant charge			kg/m	
	Level difference	IU - OU	Max.	m	
		IU - IU	Max.	m	
Power supply	Phase / Frequency / Voltage			Hz / V	
Current - 50Hz	Maximum fuse amps (MFA)			A	

(1) MFA is used to select the circuit breaker and the ground fault circuit interrupter (earth leakage circuit breaker). For more detailed information on each combination, please refer to the electrical data drawing.

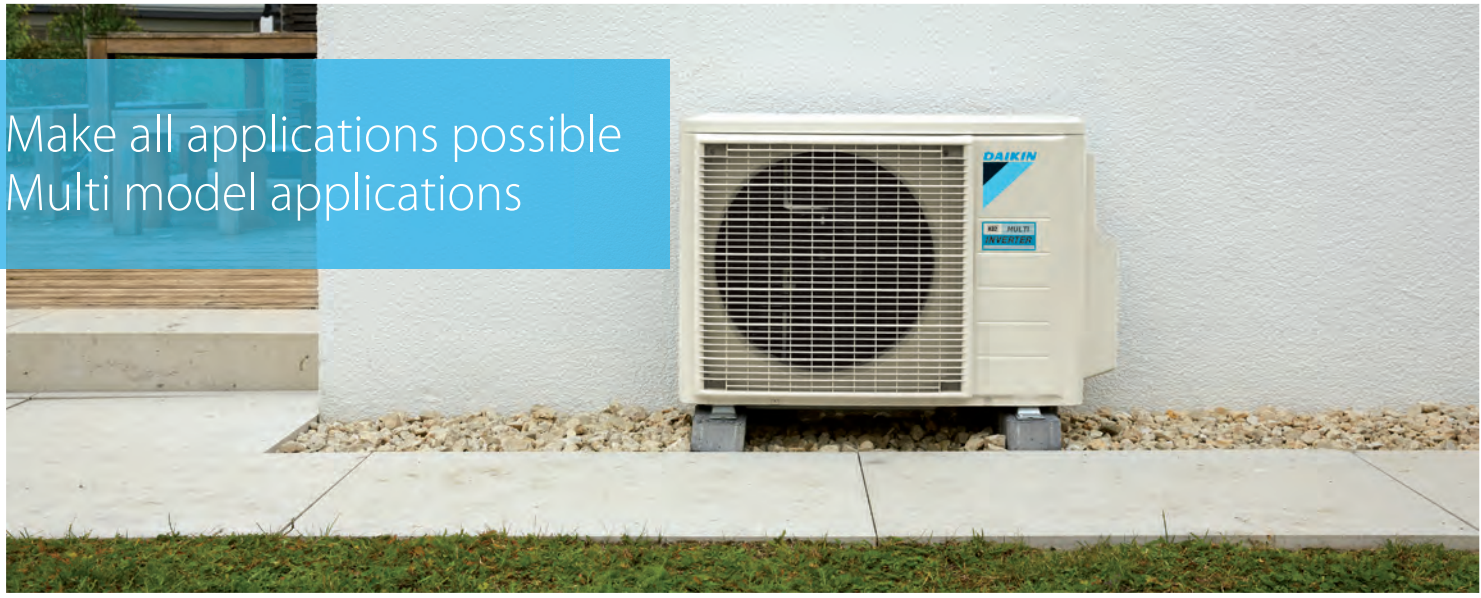

Make all applications possible
Multi model applications

Why choose Multi model applications?

- All indoor units can be individually controlled and do not need to be installed in the same room.
- Combine different types of indoor units: wall mounted, floor standing, ceiling suspended, round flow cassette, concealed ceiling.
- Phased installation possible.

MXS

Multi model application

Installation flexibility

› A very wide range is available, from 2-port to 5-port units, making all applications possible.
› Up to 5 indoor units can be connected to 1 multi outdoor unit.
› Outdoor multi split units are fitted with the Daikin swing compressor, renowned for its low noise and high energy efficiency.
› The outdoor units are neat and sturdy and can be mounted easily on a roof or terrace or simply placed against an outside wall.

RXYS(C)Q

VRV IV S-series

Installation flexibility

› Up to 9 indoor units can be connected to 1 VRV outdoor unit
› Maximum total piping length of 145m offers much more flexibility in the choice of installation position

Variable Refrigerant Temperature



Multi model application

- Outdoor units for multi model application.
- Outdoor units are fitted with a swing compressor, renowned for its low noise and high energy efficiency
- Up to 5 indoor units can be connected to 1 multi outdoor unit; all indoor units are individually controllable and do not need to be installed in the same room or at the same time. Each unit works individually and independently from the other regarding set point and fan speed but within the same cooling or heating mode
- Different types of indoor units can be connected: e.g. wall mounted, ceiling mounted cassette corner, concealed ceiling unit

3MXS52E/4MXS68E

5MXS90E

2MXS40-50H

	Wall mounted																		Floor standing						Flexi type				Concealed ceiling								Round flow cassette			Fully flat cassette				Ceiling suspended			Concealed floor standing			
	FTXG-LW/S				CTXS-K		FTXS-K					FTXS-G		FTX-KV			FTX-J3		FVXG-K			FVXS-F			FLXS-B(9)				FDXM-F3				FDBQ-B/FBA-A				FCAG-A			FFA-A				FHA-A			FNA-A			
	20	25	35	50	15	35	20	25	35	42	50	60	71	20	25	35	20	25	35	25	35	50	25	35	50	60	25	35	50	60	25	35	50	60	35	50	60	25	35	50	60	35	50	60	25	35	50	60
2MXS40H	•	•	•		•	•	•	•	•					•	•	•	•	•	•	•	•	•	•	•	•				•	•																			
2MXS50H	•	•	•	•	•	•	•	•	•	•	•			•	•	•	•	•	•	•	•	•	•	•	•	•	•	•	•									•	•	•								
3MXS40K	•	•	•		•	•	•	•	•											•	•	•	•	•	•			•	•			•	•			•			•	•			•			•	•		
3MXS52E	•	•	•	•	•	•	•	•	•	•	•									•	•	•	•	•	•	•		•	•	•		•	•	•		•	•		•	•	•		•	•		•	•		
3MXS68G	•	•	•	•	•	•	•	•	•	•	•									•	•	•	•	•	•	•	•	•	•	•	•	•	•	•	•	•	•	•	•	•	•	•	•	•	•	•	•	•	•
4MXS68F	•	•	•	•	•	•	•	•	•	•	•	•								•	•	•	•	•	•	•	•	•	•	•	•	•	•	•	•	•	•	•	•	•	•	•	•	•	•	•	•	•	•
4MXS80E	•	•	•	•	•	•	•	•	•	•	•	•	•							•	•	•	•	•	•	•	•	•	•	•	•	•	•	•	•	•	•	•	•	•	•	•	•	•	•	•	•	•	•
5MXS90E	•	•	•	•	•	•	•	•	•	•	•	•	•							•	•	•	•	•	•	•	•	•	•	•	•	•	•	•	•	•	•	•	•	•	•	•	•	•	•	•	•	•	•

Outdoor unit					2MXS40H	2MXS50H	3MXS40K	3MXS52E	3MXS68G	4MXS68F	4MXS80E	5MXS90E
Dimensions	Unit	HeightxWidthxDepth		mm	550x765x285		735x936x300				770x900x320	
Weight	Unit			kg	38	42	49		58		72	73
Sound power level	Cooling			dBA	62	63	59		61		62	66
	Heating			dBA	-		60		-			
Sound pressure level	Cooling	Nom.		dBA	47	48	46		48			52
	Heating	Nom.		dBA	48	50	47		49			52
Operation range	Cooling	Ambient	Min.~Max.	°CDB	10~46		-10~46					
	Heating	Ambient	Min.~Max.	°CWB	-15~18							
Refrigerant	Type				R-410A							
	Charge			kg	1.20	1.60	2.0		2.59	2.6	2.99	
				TCO_2eq	2.5	3.3	4.2		5.4		6.2	
	GWP				2,087.5							
Piping connections	Liquid	OD		mm	6.35							
	Gas	OD		mm	9.5		9.52					
	Piping length	OU - IU	Max.	m	20		25					
	Additional refrigerant charge			kg/m	0.02 (for piping length exceeding 20m)		0.02 (for piping length exceeding 30m)					
	Level difference	IU - OU	Max.	m	15							
Power supply	Phase / Frequency / Voltage			Hz / V	1~ / 50 / 220-240		1~ / 50 / 230					
Current - 50Hz	Maximum fuse amps (MFA)			A	16		20					

VRV IV S-series compact heat pump

The most compact VRV

- Compact & lightweight single fan design makes the unit almost unnoticeable
- Covers all thermal needs of a building via a single point of contact: accurate temperature control, ventilation, air handling units and Biddle air cutains
- Wide range of indoor units: either connect VRV or stylish indoor units such as Daikin Emura, Nexura ...
- Incorporates VRV IV standards & technologies: Variable Refrigerant Temperature and full inverter compressors
- Possibility to limit peak power consumption between 30 and 80%, for example during periods with high power demand
- Contains all standard VRV features

RXYSCQ-TV1

Connectable stylish indoor units

	15 CLASS	20 CLASS	25 CLASS	35 CLASS	42 CLASS	50 CLASS	60 CLASS	71 CLASS
Round flow cassette FCAG-A				●		●	●	●
Fully flat cassette FFA-A			●	●		●	●	
Slim concealed ceiling unit FDXM-F3			●	●		●	●	
Concealed ceiling unit with inverter driven fan FBA-A			●	●		●	●	
Daikin Emura - Wall mounted unit FTXG-LW/LS		●	●	●		●		
Wall mounted unit CTXS-K	●			●				
Wall mounted unit FTXS-K		●	●	●	●	●		
Wall mounted unit FTXS-G							●	●
Ceiling suspended unit FHA-A				●		●	●	
Nexura - Floor standing unit FVXG-K			●	●		●		
Floor standing unit FVXS-F			●	●		●		
Concealed floorstanding unit FNA-A			●	●		●	●	
Flexi type unit FLXS-B(9)			●	●		●	●	

Outdoor unit				RXYSCQ	4TV1	5TV1
Capacity range				HP	4	5
Cooling capacity	Nom.	35°CDB		kW	12.1	14.0
Heating capacity	Nom.	6°CWB		kW	12.1	14.0
	Max.	6°CWB		kW	14.2	16.0
Power input - 50Hz	Cooling	Nom.	35°CDB	kW	3.43	4.26
	Heating	Nom.	6°CWB	kW	3.18	3.19
		Max.	6°CWB	kW	4.14	5.00
EER at nom. capacity	35°CDB			kW/kW	3.53	3.29
COP at nom. capacity	6°CWB			kW/kW	3.81	3.58
COP at max. capacity	6°CWB			kW/kW	3.43	3.20
ESEER - Automatic					6.93	6.57
Maximum number of connectable indoor units					64	
Indoor index connection	Min.				50	62.5
	Nom.				-	
	Max.				130	162.5
Dimensions	Unit	HeightxWidthxDepth		mm	823x940x460	
Weight	Unit			kg	94	
Fan	Air flow rate	Cooling	Nom.	m^3/min	91	
Sound power level	Cooling	Nom.		dBA	68	69
Sound pressure level	Cooling	Nom.		dBA	51	52
Operation range	Cooling	Min.~Max.		°CDB	-5~46	
	Heating	Min.~Max.		°CWB	-20~15.5	
Refrigerant	Type				R-410A	
	GWP				2,087.5	
	Charge			TCO_2eq	7.7	
				kg	3.7	
Piping connections	Liquid	OD		mm	9.52	
	Gas	OD		mm	15.9	
Power supply	Phase/Frequency/Voltage			Hz/V	1~/50/220-240	
Current - 50Hz	Maximum fuse amps (MFA)			A	32	

Actual number of units depends on the indoor unit type (VRV DX indoor, RA DX indoor, etc.) and the connection ratio restriction for the system (being; 50% ≤ CR ≤130%).
The automatic ESEER value corresponds with normal VRV IV-S heat pump operation, including the advanced energy saving functionality (variable refrigerant temperature control).
From 01/01/2018 LOT21 data will be available.

VRV IV S-series heat pump

Space saving solution without compromising on efficiency

- Space saving trunk design for flexible installation
- Covers all thermal needs of a building via a single point of contact: accurate temperature control, ventilation, air handling units and Biddle air cutains
- Wide range of indoor units: either connect VRV or stylish indoor units such as Daikin Emura, Nexura ...
- Wide range of units (4 to 12HP) suitable for projects up to 200m^2 with space limitations
- Incorporates VRV IV standards & technologies: Variable Refrigerant Temperature and full inverter compressors
- Possibility to limit peak power consumption between 30 and 80%, for example during periods with high power demand
- Contains all standard VRV features

RXYSQ4-6T8V_T8Y

		15 CLASS	20 CLASS	25 CLASS	35 CLASS	42 CLASS	50 CLASS	60 CLASS	71 CLASS
Round flow cassette	FCAG-A				•		•	•	•
Fully flat cassette	FFA-A			•	•		•	•	
Slim concealed ceiling unit	FDXM-F3			•	•		•	•	
Concealed ceiling unit with inverter driven fan	FBA-A			•	•		•	•	
Daikin Emura - Wall mounted unit	FTXG-LW/LS		•	•	•		•		
Wall mounted unit	CTXS-K	•			•				
Wall mounted unit	FTXS-K		•	•	•	•	•		
Wall mounted unit	FTXS-G							•	•
Ceiling suspended unit	FHA-A				•		•	•	
Nexura - Floor standing unit	FVXG-K			•	•		•		
Floor standing unit	FVXS-F			•	•		•		
Concealed floorstanding unit	FNA-A			•	•		•	•	
Flexi type unit	FLXS-B(9)			•	•		•	•	

Outdoor unit				RXYSQ	4T8V	5T8V	6T8V	4T8Y	5T8Y	6T8Y	8TY1	10TY1	12TY1
Capacity range				HP	4	5	6	4	5	6	8	10	12
Heating capacity	Nom.	6°CWB		kW	12.1	14.0	15.5	12.1	14.0	15.5	22.4	28.0	33.5
	Max.	6°CWB		kW	14.2	16.0	18.0	14.2	16.0	18.0	25.0	31.5	37.5
Power input - 50Hz	Heating	Nom.	6°CWB	kW	2.68	3.27	3.97	2.68	3.27	3.97	5.20	6.60	8.19
		Max.	6°CWB	kW	3.43	4.09	5.25	3.43	4.09	5.25	6.22	8.33	10.2
COP at nom. capacity	6°CWB			kW/kW	4.52	4.28	3.90	4.52	4.28	3.90	4.31	4.24	4.09
COP at max. capacity	6°CWB			kW/kW	4.14	3.91	3.43	4.14	3.91	3.43	4.02	3.78	3.66
ESEER - Automatic					7.89	7.49	6.73	7.89	7.49	6.73	6.72	6.41	6.18
Maximum number of connectable indoor units					64 (1)								
Indoor index connection	Min.				50	62.5	70	50	62.5	70	100	125	150
	Nom.				-								
	Max.				130	162.5	182	130	162.5	182	260	325	390
Dimensions	Unit	HeightxWidthxDepth		mm	1,345x900x320						1,430x940x320	1,615x940x460	
Weight	Unit			kg	104						144	175	180
Fan	Air flow rate	Cooling	Nom.	m^3/min	106						140	182	
Sound power level	Cooling	Nom.		dBA	68	69	70	68	69	70	73	74	76
Sound pressure level	Cooling	Nom.		dBA	50	51		50	51		55		57
Operation range	Cooling	Min.~Max.		°CDB	-5~46						-5~52		
	Heating	Min.~Max.		°CWB	-20~15.5								
Refrigerant	Type				R-410A								
	GWP				2,087.5								
	Charge			TCO_2eq	7.5						9.4	14.6	16.7
				kg	3.6						5.5	7	8
Piping connections	Liquid	OD		mm	9.52								12.7
	Gas	OD		mm	15.9		19.1	15.9		19.1		22.2	25.4
	Total piping length	System	Actual	m	300						-		
Power supply	Phase/Frequency/Voltage			Hz/V	1N~/50/220-240			3N~/50/380-415					
Current - 50Hz	Maximum fuse amps (MFA)			A	32			16			25		32

(1) Actual number of units depends on the indoor unit type (VRV DX indoor, RA DX indoor, etc.) and the connection ratio restriction for the system (being; 50% ≤ CR ≤130%). | The automatic ESEER value corresponds with normal VRV IV-S heat pump operation, including the advanced energy saving functionality (variable refrigerant temperature control). | From 01/01/2018 LOT21 data will be available



Siesta
wall mounted units

The Siesta range offers a wide variety of wall mounted units with high efficiency values up to A++. They provide excellent levels of comfort, and almost all indoor units are connectable to a multi outdoor unit.

Siesta Bluevolution range

R-32

BLUEVOLUTION

Type	Model	Product name		20	25	35	50
Siesta Wall mounted	Wall mounted unit Siesta, descreet, modern unit for optimal efficiency and comfort thanks to 2-area intelligent eye and Flash Streamer	ATXM-M		● (multi only)	A+++	A+++	A++
	Wall mounted unit Siesta, providing high efficiency and comfort while reducing the environmental impact	ATXP-K3		A++	A++	A++	

Siesta Standard range

R-410A

Type	Model	Product name		20	25	35	50	60
Siesta Wall mounted	Wall mounted unit Siesta, discreet, modern unit for optimal efficiency and comfort thanks to 2-area intelligent eye	ATXS-K		● (multi only)	A++	A++	A++	
	Wall mounted unit Siesta, providing high efficiency and comfort	ATX-J3		A++ (2-port multi only)	A++ (2-port multi only)	A++ (2-port multi only)		
		ATX-KV		A++ (2-port multi only)	A++ (2-port multi only)	A++ (2-port multi only)		
	Wall mounted unit Siesta, for low energy consumption and pleasant comfort	ATXB-C			A+ (pair only)	A+ (pair only)	A+ (pair only)	A+ (pair only)
	Wall mounted unit Siesta, offering good value for money and ensuring a steady supply of clean air	ATXN-NB9			A+ (pair only)	A+ (pair only)	A+ (pair only)	A+ (pair only)

BLUEVOLUTION

Siesta

Wall mounted unit

Attractive, wall mounted Siesta unit with perfect indoor air quality

- Practically inaudible: the unit runs so quietly, you will almost forget it is there.
- Cleaner air thanks to Daikin's Flash Streamer technology: you can breathe deep with no worries about impure air
- 2 area intelligent eye: air flow is sent to a zone other than where the person is located at that moment; if no people are detected, the unit will automatically switch over to the energy-efficient setting.
- Online controller (optional): control your indoor from any location with an app, via your local network or internet and keep an overview on your energy consumption
- Sleek, unobtrusive air conditioning unit that matches European sensibilities regarding interior design
- Choosing for an R-32 product, reduces the environmental impact with 68% compared to R-410A and leads directly to lower energy consumption thanks to its high energy efficiency
- Seasonal efficiency values up to A+++ in cooling and heating
- 3-D air flow combines vertical and horizontal auto swing to circulate a stream of warm or cool air right to the corners of even large spaces



ATXM20-35M

ARXM25-35M9

ARC466A33

Efficiency data				ATXM + ARXM	20M	25M + 25M9	35M + 35M9	50M + 50M9
Cooling capacity	Min./Nom./Max.			kW	multi connection only	1.3/2.5/3.2	1.4/3.4/4.0	1.70/5.00/5.30
Heating capacity	Min./Nom./Max.			kW		1.30/2.80/4.70	1.40/4.00/5.20	1.70/5.80/6.50
Power input	Cooling		Min./Nom./Max.	kW		0.28/0.57/0.80	0.32/0.83/1.08	-/1.46/-
	Heating		Min./Nom./Max.	kW		0.24/0.56/1.22	0.32/0.99/1.67	-/1.53/-
Seasonal efficiency (according to EN14825)	Cooling		Energy efficiency class			A+++		A++
			Pdesign	kW		2.50	3.40	5.00
			SEER			8.50		7.31
			Annual energy consumption	kWh		103	140	239
	Heating (Average climate)		Energy efficiency class			A+++		A++
			Pdesign	kW		2.40	2.50	4.60
			SCOP/A			5.10		4.60
			Annual energy consumption	kWh		659	686	1,400
Nominal efficiency	EER					4.39	4.09	3.45
	COP					5.00	4.04	3.79
	Annual energy consumption			kWh		285	415	-
	Energy labeling Directive		Cooling/Heating			A/A		

Indoor unit				ATXM	20M	25M	35M	50M
Dimensions	Unit	HeightxWidthxDepth		mm	multi connection only	294x811x272		300x1,040x295
Weight	Unit			kg		10		14.5
Air filter	Type					Removable / washable / mildew proof		
Fan	Air flow rate	Cooling	Silent operation/Low/High	m^3/min		4.4/6.2/11.1	4.6/6.4/12.6	10.3/11.6/16.5
		Heating	Silent operation/Low/High	m^3/min		5.3/6.8/10.4	5.3/7.1/10.4	10.7/12.2/17.1
Sound power level	Cooling			dBA		58	60	59
	Heating			dBA		55		58
Sound pressure level	Cooling	Silent operation/Low/Nom./High		dBA		19/25/33/41	19/29/33/45	32/36/40/44
	Heating	Silent operation/Low/Nom./High		dBA		20/27/34/39	20/28/35/39	31/34/39/43
Control systems	Infrared remote control					ARC466A33		
	Wired remote control					BRC944B2 / BRC073A1		BRC944B2 / BRC073
Power supply	Phase/Frequency/Voltage			Hz/V		1~/50/220-240		

Outdoor unit				ARXM		25M9	35M9	50M9
Dimensions	Unit	HeightxWidthxDepth		mm	multi connection only	550x765x285		735x825x300
Weight	Unit			kg		32		47
Sound power level	Cooling			dBA		59	61	62
	Heating			dBA		59	61	62
Sound pressure level	Cooling	Nom.		dBA		46	49	48
	Heating	Nom.		dBA		47	49	
Operation range	Cooling	Ambient	Min.~Max.	°CDB		-10 ~46		-10 ~46
	Heating	Ambient	Min.~Max.	°CWB		10~18		
Refrigerant	Type					R-32		
	GWP					675.0		
	Charge			kg/TCO2Eq		0.76/0.52		1.40/0.95
Piping connections	Liquid	OD		mm		6,35		6,4
	Gas	OD		mm		9.50		12.7
	Piping length	OU - IU	Max.	m		20.0		30
		System	Chargeless	m		10.0		-
	Additional refrigerant charge			kg/m		0.02 (for piping length exceeding 10m)		
	Level difference	IU - OU	Max.	m		20.0		
Power supply	Phase/Frequency/Voltage			Hz/V		1~/50/220-240		
Current - 50Hz	Maximum fuse amps (MFA)			A		-		

(1) EER/COP according to Eurovent 2012, for use outside EU only.

BLUEVOLUTION Siesta

Wall mounted unit

Discreet Siesta wall mounted unit providing high efficiency and comfort

- Whisper quiet in operation down to 20 dBA
- Online controller (optional): control your indoor from any location with an app, via your local network or internet and keep an overview on your energy consumption
- The unit's compact dimensions makes it ideal for renovation projects, especially for above door installation
- Choosing for an R-32 product, reduces the environmental impact with 68% compared to R-410A and leads directly to lower energy consumption thanks to its high energy efficiency
- Seasonal efficiency values up to A++ in cooling and heating
- Space saving contemporary wall mounted design

ATXP20-35K3

ARXP25-35K3

ARC480A11

Efficiency data					ATXP + ARXP	20K3 + 20K3	25K3 + 25K3	35K3 + 35K3
Cooling capacity	Nom.				kW	2.00	2.50	3.50
Heating capacity	Nom.				kW	2.50	3.00	4.00
Power input	Cooling		Nom.		kW	0.50	0.66	1.01
	Heating		Nom.		kW	0.52	0.69	1.00
Seasonal efficiency (according to EN14825)	Cooling		Energy efficiency class			A++		
			Pdesign		kW	2.00	2.50	3.50
			SEER			6.75	6.85	6.56
			Annual energy consumption		kWh	104	128	187
	Heating (Average climate)		Energy efficiency class			A++		
			Pdesign		kW	2.20	2.40	2.80
			SCOP/A			4.64	4.60	4.62
			Annual energy consumption		kWh	664	730	848
Nominal efficiency	EER					3.98	3.79	3.45
	COP					4.77	4.36	4.02
	Energy labeling Directive		Cooling/Heating			A/A		

Indoor unit					ATXP	20K3	25K3	35K3
Dimensions	Unit	HeightxWidthxDepth			mm	286x770x225		
Weight	Unit				kg	9		
Air filter	Type					Removable / washable		
Fan	Air flow rate	Cooling	Silent operation/ Low/Medium/High		m^3/min	4.4/5.9/7.9/9.8	4.4/6.1/8.1/10.1	4.5/6.3/8.3/11.5
		Heating	Silent operation/ Low/Medium/High		m^3/min	5.3/6.5/8.4/10.3	5.3/6.7/8.6/10.3	5.3/7.0/9.0/11.5
Sound power level	Cooling				dBA	55		58
	Heating				dBA	55		58
Sound pressure level	Cooling	Silent operation/Low/High			dBA	20/25/39	20/26/40	20/27/43
	Heating	Silent operation/Low/High			dBA	21/28/39	21/28/40	21/29/40
Control systems	Infrared remote control					ARC480A11		
	Wired remote control					BRC944B2 / BRC073A1		
Power supply	Phase/Frequency/Voltage				Hz/V	1~/50/220-240		

Outdoor unit					ARXP	20K3	25K3	35K3
Dimensions	Unit	HeightxWidthxDepth			mm	550x765x285		
Weight	Unit				kg	32		
Sound power level	Cooling				dBA	60		62
	Heating				dBA	61		62
Sound pressure level	Cooling	High			dBA	46		48
	Heating	High			dBA	47		48
Operation range	Cooling	Ambient	Min.~Max.		°CDB	-10~46		
	Heating	Ambient	Min.~Max.		°CWB	-15~18		
Refrigerant	Type					R-32		
	GWP					675		
	Charge				kg/TCO2Eq	0.76/0.52		
Piping connections	Liquid	OD			mm	6,4		
	Gas	OD			mm	9.50		
	Piping length	OU - IU	Max.		m	20.0		
		System	Chargeless		m	10.0		
	Additional refrigerant charge				kg/m	0.02 (for piping length exceeding 10m)		
	Level difference	IU - OU	Max.		m	15.0		
Power supply	Phase/Frequency/Voltage				Hz/V	1~/50/220-240		
Current - 50Hz	Maximum fuse amps (MFA)				A	10		

(1) EER/COP according to Eurovent 2012, for outside EU only.
(2) MFA is used to select the circuit breaker and the ground fault circuit interrupter (eart leakage circuit breaker). For more detailed inofrmation on each combination, please refer to the electrical data drawing.

Multi model application

- Seasonal efficiency values up to A+++ in cooling and A++ in heating thanks to its up-to-date technology and built-in intelligence
- Up to 3 indoor units can be connected to 1 siesta multi outdoor unit; all indoor units are individually controllable and do not need to be installed in the same room or at the same time. They operate simultaneously within the same heating or cooling mode.
- Choosing for an R-32 product, reduces the environmental impact with 68% compared to R-410A and leads directly to lower energy consumption thanks to its high energy efficiency
- Different types of wall mounted indoor units can be connected
- Outdoor units are fitted with a swing compressor, renowned for its low noise and high energy efficiency

2AMXM40-50M

CONNECTABLE INDOOR UNITS	Wall mounted						
	ATXM-M				ATXP-K3		
	20	25	35	50	20	25	35
2AMXM40M	●	●	●		●	●	●
2AMXM50M	●	●	●	●	●	●	●
3AMXM52M	●	●	●	●			

Outdoor unit				2AMXM/2AMXM	2AMXM40M	2AMXM50M	3AMXM52M
Dimensions	Unit	HeightxWidthxDepth		mm	550x765x285		734x868x320
Weight	Unit			kg	36	41	57
Sound power level	Cooling			dBA	60		59
	Heating			dBA	62		59
Sound pressure level	Cooling	Nom./High		dBA	-/46	-/48	46/-
	Heating	Nom./High		dBA	-/48	-/50	47/-
Operation range	Cooling	Ambient	Min.~Max.	°CDB	-~-		-10~46
	Heating	Ambient	Min.~Max.	°CWB	-~-		-15~18
Refrigerant	Type				R-32		
	GWP				-		675
	Charge			kg/TCO2Eq	0.88/-	1.15/-	1.80/1.2
Piping connections	Liquid	OD		mm	6,4		6.35
	Gas	OD		mm	9.5		
	Piping length	OU - IU	Max.	m	20		25
		System	Chargeless	m	-		30
	Additional refrigerant charge			kg/m	0.02 (for piping length exceeding 20m)		0.02 (for piping length exceeding 30m)
	Level difference	IU - OU	Max.	m	15.0		
Power supply	Phase/Frequency/Voltage			Hz/V	1~/50/220-230-240		1~/50/220-240
Current - 50Hz	Maximum fuse amps (MFA)			A	-		30

Siesta

Wall mounted unit

Discreet, modern Siesta unit for optimal efficiency and comfort thanks to 2 area intelligent eye

- Whisper quiet in operation: the operating of the unit can hardly be heard. The sound pressure level goes down to 19dBA!
- Ideal for installation in bedrooms (smaller capacity range) and larger or irregularly shaped living areas (larger capacity range)
- 2-area intelligent eye: air flow is sent to a zone other than where the person is located at that moment; if no people are detected, the unit will automatically switch over to the energy-efficient setting. (larger capacity area)
- 3-D air flow combines vertical and horizontal auto swing to circulate a stream of warm or cool air right to the corners of even large spaces (35-50 class)
- Online controller: control your indoor from any location with an app, via your local network or internet
- High quality matt crystal white finish
- Seasonal efficiency values up to A++ in cooling and heating

Efficiency data				ATXS + ARXS		25K + 25L3	35K + 35L3	50K + 50L
Cooling capacity	Min./Nom./Max.			kW	Only available in multi model application	-/2.5 /-	1.4/3.5/4.0	1.7/5.00/5.3
Heating capacity	Min./Nom./Max.			kW		1.3/2.8/4.7	1.4/4.00/5.2	1.7/5.80/6.5
Power input	Cooling	Min./Nom./Max.		kW		0.320/0.602/1.000	0.350/0.840 /1.190	0.350/1.587/1.810
	Heating	Min./Nom./Max.		kW		0.310/0.620/1.410	0.340/0.840 /1.460	0.300/1.450/2.000
Seasonal efficiency (according to EN14825)	Cooling	Energy efficiency class				A++		
		Pdesign		kW		2.50	3.50	5.00
		SEER				7.51	7.10	6.46
		Annual energy consumption		kWh		117	173	271
	Heating (Average climate)	Energy efficiency class				A++		A+
		Pdesign		kW		2.50	3.60	4.60
		SCOP/A				4.68	4.61	4.00
		Annual energy consumption		kWh		747	1,094	1,608
Nominal efficiency	EER					4.15	3.70	3.15
	COP					4.52	4.76	4.00
	Annual energy consumption			kWh		301	473	794
	Energy labeling Directive	Cooling/Heating				A/A		

Indoor unit			ATXS	20K	25K	35K	50K
Dimensions	Unit	HeightxWidthxDepth	mm	289x780x215		298x900x215	
Weight	Unit		kg	8		11	
Air filter	Type			Removable / washable / mildew proof			
Fan - Air flow rate	Cooling	High/Low/Silent operation	m^3/min	9.1/5.0/3.9		11.2/5.8/4.1	11.9/7.4/4.5
	Heating	High/Low/Silent operation	m^3/min	10.0/6.0/4.3		12.1/6.5/4.2	13.3/8.4/5.5
Sound power level	Cooling		dBA	56	58	59	60
	Heating		dBA	56	58	59	60
Sound pressure level	Cooling	High/Low/Silent operation	dBA	40/24/19	41/25/19	45/29/19	46/34/23
	Heating	High/Low/Silent operation	dBA	40/27/19	41/27/19	45/29/19	47/34/24
Control systems	Infrared remote control			ARC466A6		ARC466A9	
Power supply	Phase / Frequency / Voltage		Hz / V	1~ / 50 / 220-240			

Outdoor unit				ARXS		25L3	35L3	50L
Dimensions	Unit	HeightxWidthxDepth		mm	Only available in multi model application	550x765x285		735x825x300
Weight	Unit			kg		34		47
Sound power level	Cooling			dBA		59	61	62
	Heating			dBA		59	61	62
Sound pressure level	Cooling	Low/High		dBA		-/46	44/48	-/48
	Heating	Low/High		dBA		44/47	45/48	-/48
Operation range	Cooling	Ambient	Min.~Max.	°CDB		10~46		
	Heating	Ambient	Min.~Max.	°CWB		-15~18		
Refrigerant	Type					R-410A		
	GWP					2,087.5		
	Charge			kg/TCO2Eq		1.0/2.1	1.2/2.5	1.7/3.5
Piping connections	Liquid	OD		mm		6.35		-
	Gas	OD		mm		9.5		-
	Piping length	OU - IU	Max.	m		20		30
		System	Chargeless	m		10		
	Additional refrigerant charge			kg/m		0.02 (for piping length exceeding 10m)		
	Level difference	IU - OU	Max.	m		15		20
Power supply	Phase/Frequency/Voltage			Hz/V		1~/50/220-240		
Current - 50Hz	Maximum fuse amps (MFA)			A		10		-

(1) EER/COP according to Eurovent 2012, for outside EU only.
(2) MFA is used to select the circuit breaker and the ground fault circuit interrupter (earth leakage circuit breaker). For more detailed information on each combination, please refer to the electrical data drawing.

Siesta

Wall mounted unit

Discreet Siesta wall mounted unit providing high efficiency and comfort

- Whisper quiet in operation down to 20 dBA
- Online controller: control your indoor from any location with an app, via your local network or internet
- Discreet, stylish front panel blends easily with the wall, and matches all interior décors
- Seasonal efficiency values up to A++ in cooling and heating

ATX20-35KV

(2 ports only)

ARX20-35K

ARC480A11

Efficiency data					ATX + ARX	20KV + 20K	25KV + 25K	35KV + 20K
Cooling capacity	Min./Nom./Max.				kW	1.3/2.0 /2.6	1.3/2.5 /3.0	1.3/3.5 /4.0
Heating capacity	Min./Nom./Max.				kW	1.3/2.5 /3.5	1.3/3.0 /4.0	1.3/4.0 /4.8
Power input	Cooling		Min./Nom./Max.		kW	0.310/0.504/0.720	0.310/0.661/0.720	0.290/1.020/1.300
	Heating		Min./Nom./Max.		kW	0.250/0.524 /0.950	0.250/0.688 /0.950	0.290/0.995 /1.290
Seasonal efficiency (according to EN14825)	Cooling		Energy efficiency class			A++		
			Pdesign		kW	2.00	2.50	3.50
			SEER			6.62	6.46	6.42
			Annual energy consumption		kWh	106	185	191
	Heating (Average climate)		Energy efficiency class			A++		
			Pdesign		kW	2.20	2.40	2.80
			SCOP/A			4.64	4.60	4.62
			Annual energy consumption		kWh	664	730	849
Nominal efficiency	EER					3.97	3.78	3.43
	COP					4.77	4.36	4.02
	Annual energy consumption				kWh	252	331	511
	Energy labeling Directive		Cooling/Heating			A/A		

Indoor unit					ATX	20KV	25KV	35KV
Dimensions	Unit	HeightxWidthxDepth			mm	286x770x225		
Weight	Unit				kg	8.5		9.0
Air filter	Type					Removable / washable		
Fan	Air flow rate	Cooling	Silent operation/ Low/Medium/High		m^3/min	4.8/5.8/7.8/9.9	4.8/6.1/8.0/10.4	4.9/6.3/8.2/11.8
		Heating	Silent operation/ Low/Medium/High		m^3/min	5.2/6.4/8.5/10.9	5.2/6.7/8.5/11.1	5.2/6.9/8.5/12.8
Sound power level	Cooling				dBA	55		58
	Heating				dBA	55		58
Sound pressure level	Cooling	Silent operation/Low/High			dBA	20/25/39	20/26/40	20/27/43
	Heating	Silent operation/Low/High			dBA	23/28/39	23/28/40	26/29/43
Control systems	Infrared remote control					ARC480A11		
	Wired remote control					BRC944B2 / BRC073A1		
Power supply	Phase/Frequency/Voltage				Hz/V	1~/50/220-240		

Outdoor unit					ARX	20K	25K	20K
Dimensions	Unit	HeightxWidthxDepth			mm	550x658x275		
Weight	Unit				kg	26		
Sound power level	Cooling				dBA	60		
	Heating				dBA	61		
Sound pressure level	Cooling	High			dBA	46		
	Heating	High			dBA	47		
Operation range	Cooling	Ambient	Min.~Max.		°CDB	-10 ~46		
	Heating	Ambient	Min.~Max.		°CWB	-15~18		
Refrigerant	Type					R-410A		
	GWP					2,087.5		
	Charge				kg/TCO2Eq	0.74/1.5		
Piping connections	Liquid	OD			mm	6.35		
	Gas	OD			mm	9.5		
	Piping length	OU - IU	Max.		m	15		
		System	Chargeless		m	10		
	Additional refrigerant charge				kg/m	0.02 (for piping length exceeding 10m)		
	Level difference	IU - OU	Max.		m	12		
Power supply	Phase/Frequency/Voltage				Hz/V	1~/50/220-240		
Current - 50Hz	Maximum fuse amps (MFA)				A	16		

(1) EER/COP according to Eurovent 2012, for outside EU only.
(2) MFA is used to select the circuit breaker and the ground fault circuit interrupter (eart leakage circuit breaker). For more detailed inofrmation on each combination, please refer to the electrical data drawing.

Siesta

Wall mounted unit

Siesta wall mounted unit providing high efficiency and comfort

- Whisper quiet in operation down to 23 dBA
- Online controller: control your indoor from any location with an app, via your local network or internet
- The unit's compact dimensions makes it ideal for renovation projects, especially for above door installation
- Seasonal efficiency values up to A++ in cooling and A+ in heating

ATX20-35J3

(2 ports only)

ARX20-35J3

ARC433A89

Efficiency data				**ATX + ARX**	**20J3 + 20K**	**25J3 + 25K**	**35J3 + 35K**
Cooling capacity	Min./Nom./Max.			kW	1.3/2.0 /2.6	1.3/2.5 /3.0	1.3/3.3 /3.8
Heating capacity	Min./Nom./Max.			kW	1.3/2.5 /3.5	1.3/2.8 /4.0	1.3/3.5 /4.8
Power input	Cooling		Min./Nom./Max.	kW	0.310/0.490 /0.720	0.310/0.700 /1.050	0.290/1.030 /1.300
	Heating		Min./Nom./Max.	kW	0.250/0.590 /0.950	0.250/0.690 /1.110	0.290/0.930 /1.290
Seasonal efficiency (according to EN14825)	Cooling		Energy efficiency class		A++		
			Pdesign	kW	2.00	2.50	3.30
			SEER		6.11	6.15	
			Annual energy consumption	kWh	115	142	188
	Heating (Average climate)		Energy efficiency class		A+		
			Pdesign	kW	2.20	2.40	2.80
			SCOP/A		4.34	4.16	4.14
			Annual energy consumption	kWh	711	809	947
Nominal efficiency	EER				4.09	3.55	3.21
	COP				4.24	4.06	3.76
	Annual energy consumption			kWh	244	352	514
	Energy labeling Directive		Cooling/Heating		A/A		

Indoor unit				**ATX**	**20J3**	**25J3**	**35J3**
Dimensions	Unit	HeightxWidthxDepth		mm	283x770x198		
Weight	Unit			kg	7		
Air filter	Type				Removable / washable / mildew proof		
Fan	Air flow rate	Cooling	Silent operation/Low/High	m^3/min	4.7/5.9/9.1	4.8/6.0/9.2	4.9/6.1/9.3
		Heating	Low/High/Super high	m^3/min	5.5/7.8/9.4	5.5/8.0/9.7	5.7/8.4/10.1
Sound power level	Cooling			dBA	55		58
	Heating			dBA	55		58
Sound pressure level	Cooling	Silent operation/Low/Nom./High		dBA	22/25/33/39	22/26/33/40	23/27/34/41
	Heating	Silent operation/Low/Nom./High		dBA	25/28/34/39	25/28/34/40	26/29/35/41
Control systems	Infrared remote control				ARC433A89		
Power supply	Phase/Frequency/Voltage			Hz/V	1~/50/220-240		

Outdoor unit				**ARX**	**20K**	**25K**	**35K**
Dimensions	Unit	HeightxWidthxDepth		mm	550x658x275		
Weight	Unit			kg	26		
Sound power level	Cooling			dBA	60		
	Heating			dBA	61		
Sound pressure level	Cooling	High		dBA	46		
	Heating	High		dBA	47		
Operation range	Cooling	Ambient	Min.~Max.	°CDB	-10 ~46		
	Heating	Ambient	Min.~Max.	°CWB	-15~18		
Refrigerant	Type				R-410A		
	GWP				2,087.5		
	Charge			kg/TCO2Eq	0.74/1.5		
Piping connections	Liquid	OD		mm	6.35		
	Gas	OD		mm	9.5		
	Piping length	OU - IU	Max.	m	15		
		System	Chargeless	m	10		
	Additional refrigerant charge			kg/m	0.02 (for piping length exceeding 10m)		
	Level difference	IU - OU	Max.	m	12		
Power supply	Phase/Frequency/Voltage			Hz/V	1~/50/220-240		
Current - 50Hz	Maximum fuse amps (MFA)			A	16		

(1) EER/COP according to Eurovent 2012, for outside EU only.
(2) MFA is used to select the circuit breaker and the ground fault circuit interrupter (eart leakage circuit breaker). For more detailed inofrmation on each combination, please refer to the electrical data drawing.

Siesta

Wall mounted unit

Siesta wall mounted unit for low energy consumption and pleasant comfort

- Flat, stylish front panel blends easily within any interior décor and is easier to clean
- Quiet in operation down to 21 dBA
- Seasonal efficiency values up to A+ in cooling and heating

ATXB25-35C

ARXB25-35C

ARC470A1

Efficiency data				ATXB + ARXB	25C + 25C	35C + 35C	50C + 50C	60C + 60C
Cooling capacity	Min./Nom./Max.			kW	1.3/2.5 /3.0	1.3/3.3 /3.8	1.630/5.480 /6.200	1.750/6.230 /6.500
Heating capacity	Min./Nom./Max.			kW	1.3/2.8 /4.0	1.3/3.5 /4.8	1.170/5.620 /6.600	1.200/6.400 /7.100
Power input	Cooling		Min./Nom./Max.	kW	0.310/0.770 /1.050	0.290/1.030 /1.300	0.280/1.700 /1.910	0.280/1.931 /2.000
	Heating		Min./Nom./Max.	kW	0.250/0.700 /1.110	0.290/0.940 /1.290	0.240/1.500 /1.880	0.240/1.680 /2.000
Seasonal efficiency (according to EN14825)	Cooling		Energy efficiency class		A+			
			Pdesign	kW	2.50	3.30	5.48	6.23
			SEER		5.93	6.02	5.93	6.09
			Annual energy consumption	kWh	148	192	324	359
	Heating (Average climate)		Energy efficiency class		A+			
			Pdesign	kW	2.40	2.80	3.64	3.80
			SCOP/A		4.01	4.04	4.27	4.06
			Annual energy consumption	kWh	838	971	1,195	1,311
Nominal efficiency	EER				3.25	3.21	3.22	3.23
	COP				4.01	3.71	3.75	3.81
	Annual energy consumption			kWh	385	514	851	964
	Energy labeling Directive		Cooling/Heating		A/A			

Indoor unit				ATXB	25C	35C	50C	60C
Dimensions	Unit	HeightxWidthxDepth		mm	283x770x216		310x1,065x224	
Weight	Unit			kg	8		14	
Air filter	Type				Removable / washable / mildew proof		Saranet	
Fan	Air flow rate	Cooling	Silent operation/ Low/High/Super high	m^3/min	4.8/6.0/9.2/-	4.9/6.1/9.3/-	10.62/11.82/15.00/16.38	12.36/14.34/18.5/19.92
		Heating	Silent operation/ Low/High/Super high	m^3/min	5.5/6.3/9.7/-	5.7/6.7/10.1/-	10.62/11.82/15.00/16.38	12.36/14.3/18.54/19.92
Sound power level	Cooling			dBA	55	58	55	61
Sound pressure level	Cooling	Silent operation/Low/Nom./High/Super high		dBA	21/26/33/40/-	23/27/34/41/-	32/35/38/40/44	33/37/41/43/46
	Heating	Silent operation/Low/Nom./High/Super high		dBA	25/28/34/40/-	26/29/35/41/-	32/35/38/40/44	33/37/41/43/46
Power supply	Phase/Frequency/Voltage			Hz/V	1~/50/220-240			

Outdoor unit				ARXB	25C	35C	50C	60C
Dimensions	Unit	HeightxWidthxDepth		mm	550x658x275		753x855x328	
Weight	Unit			kg	26	28	44	
Sound power level	Cooling			dBA	60	62	64	65
Operation range	Cooling	Ambient	Min.~Max.	°CDB	-10~46			
	Heating	Ambient	Min.~Max.	°CWB	-15~18			
Refrigerant	Type				R-410A			
	GWP				2,087.5			
	Charge			kg/TCO2Eq	0.74/1.5	1.0/2.1	1.45/3.0	
Piping connections	Liquid	OD		mm	6.35			
	Gas	OD		mm	9.5		12.70	15.90
	Piping length	OU - IU	Max.	m	15		30	
		System	Chargeless	m	-		7.5	
Power supply	Phase/Frequency/Voltage			Hz/V	1~/50/220-240			
Current - 50Hz	Maximum fuse amps (MFA)			A	16		-	

(1) EER/COP according to Eurovent 2012, for outside EU only.
(2) MFA is used to select the circuit breaker and the ground fault circuit interrupter (eart leakage circuit breaker). For more detailed inofrmation on each combination, please refer to the electrical data drawing.

Siesta

Wall mounted unit

Siesta wall mounted unit, offering good value for money and ensuring a steady supply of clean air

- Flat, stylish front panel blends easily within any interior décor and is easier to clean
- Quiet in operation down to 21 dBA
- Seasonal efficiency values up to A+ in cooling and heating

ATXN-NB9

ARXN25-35NB9

AP GS02

Efficiency data				ATXN + ARXN	25NB9 + 25NB9	35NB9 + 35NB9	50NB9 + 50NB9	60NB9 + 60NB9
Cooling capacity	Nom.			kW	2.560	3.410	5.480	6.230
Heating capacity	Nom.			kW	2.840	3.580	5.620	6.400
Power input	Cooling		Nom.	kW	0.693	1.060	1.668	1.931
	Heating		Nom.	kW	0.700	0.950	1.550	1.680
Seasonal efficiency (according to EN14825)	Cooling		Energy efficiency class		A+			
			Pdesign	kW	2.56	3.41	5.48	6.23
			SEER		5.66	5.86	5.79	5.96
			Annual energy consumption	kWh	159	204	331	366
	Heating (Average climate)		Energy efficiency class		A+			
			Pdesign	kW	2.41	2.80	3.37	3.80
			SCOP/A		4.00		4.01	4.06
			Annual energy consumption	kWh	842	981	1,177	1,310
Nominal efficiency	EER				3.69	3.22	3.29	3.23
	COP				4.06	3.77	3.63	3.81
	Annual energy consumption			kWh	347	530	833	964
	Energy labeling Directive		Cooling/Heating		A/A			

Indoor unit				ATXN	25NB9	35NB9	50NB9	60NB9
Dimensions	Unit	HeightxWidthxDepth		mm	288x859x209		310x1,124x237	
Weight	Unit			kg	9.0		14.0	
Air filter	Type				Removable / washable			
Fan	Air flow rate	Cooling	Silent operation/ Low/High/Super high	m^3/min	4.70/6.10/9.80/10.70	4.70/6.60/10.10/11.10	10.60/11.80/15.00/16.40	12.40/14.40/18.50/19.90
		Heating	Silent operation/ Low/High/Super high	m^3/min	4.70/6.10/9.80/10.70	4.70/6.60/10.10/11.10	10.60/11.80/15.30/16.40	12.40/14.40/18.90/19.90
Sound power level	Cooling			dBA	53	54	55	61
Sound pressure level	Cooling	Silent operation/Low/High/Super high		dBA	21/29/40/41	22/30/41/42	32/35/40/44	33/37/43/46
Power supply	Phase/Frequency/Voltage			Hz/V	1~/50/220-240			

Outdoor unit				ARXN	25NB9	35NB9	50NB9	60NB9
Dimensions	Unit	HeightxWidthxDepth		mm	550x658x289		628x855x328	753x855x328
Weight	Unit			kg	24	26	37	44
Sound power level	Cooling			dBA	58	60	64	65
Sound pressure level	Cooling	High		dBA	45	46	51	
Operation range	Cooling	Ambient	Min.~Max.	°CDB	10~46		-10~46	
	Heating	Ambient	Min.~Max.	°CWB	-15~18			
Refrigerant	Type				R-410A			
	GWP				2,087.5			
	Charge			kg/TCO2Eq	0.74/1.5	1.00/2.1	1.45/3.0	
Piping connections	Liquid	OD		mm	6.35			
	Gas	OD		mm	9.52		12.70	15.90
	Piping length	OU - IU	Max.	m	20		30	
		System	Chargeless	m	7.5			
	Additional refrigerant charge			kg/m	0.02 (for piping length exceeding 7.5m)			
	Level difference	IU - OU	Max.	m	10.0			
Power supply	Phase/Frequency/Voltage			Hz/V	1~/50/220-240			
Current - 50Hz	Maximum fuse amps (MFA)			A	-			

(1) EER/COP according to Eurovent 2012, for outside EU only.
(2) MFA is used to select the circuit breaker and the ground fault circuit interrupter (eart leakage circuit breaker). For more detailed inofrmation on each combination, please refer to the electrical data drawing.

Siesta

Multi model application

- Outdoor units for multi model application.
- Up to 3 indoor units can be connected to 1 Multi outdoor unit; all indoor units are individually controllable and do not need to be installed in the same room or at the same time. They can operate with different settings within the same heating or cooling mode
- The use of inverter type outdoor units results in an air conditioning system with a high energy efficiency and very low sound level
- Outdoor units are fitted with a swing compressor, renowned for its low noise and high energy efficiency
- Daikin outdoor units are neat, sturdy and can easily be mounted on a roof or terrace or simply placed against an outside wall
- Space saving compared to multiple pair split installations

2AMX40-50G

3AMX52E

	Wall mounted									
	ATXS-K				ATX-J3			ATX-KV		
Connectable indoor units	20	25	35	50	20	25	35	20	25	35
2AMX40G	●	●	●		●	●	●	●	●	●
2AMX50G	●	●	●	●	●	●	●	●	●	●
3AMX52E	●	●	●	●						

Outdoor unit					2AMX40G	2AMX50G	3AMX52E
Dimensions	Unit	HeightxWidthxDepth		mm	550x765x285		735x936x300
Weight	Unit			kg	38	42	49
Sound power level	Cooling			dBA	62	63	59
	Heating			dBA	-		60
Sound pressure level	Cooling	Nom.		dBA	47	48	46
	Heating	Nom.		dBA	48	50	47
Operation range	Cooling	Ambient	Min.~Max.	°CDB	10~46		-10~46
	Heating	Ambient	Min.~Max.	°CWB	-15~18		
Refrigerant	Type/Charge kg-TCO$_2$Eq/GWP				R-410A/1.20/2.5/2,087.5	R-410A/1.60/3.3/2,087.5	R-410A/2.0/4.2/2,087.5
Piping connections	Liquid	OD		mm	6.35		
	Gas	OD		mm	9.5		
	Piping length	OU - IU	Max.	m	20		25
	Additional refrigerant charge			kg/m	0.02 (for piping length exceeding 20m)		0.02 (for piping length exceeding 30m)
	Level difference	IU - OU	Max.	m	15		
		IU - IU	Max.	m	7.5		
Power supply	Phase / Frequency / Voltage			Hz / V	1~ / 50 / 220-240		1~ / 50 / 230
Current - 50Hz	Maximum fuse amps (MFA)			A	16		20

Optimised for heating

Designed for living: solutions for even the coldest regions

› Wide range of connectable indoor units (wall mounted, floor standing) with guaranteed heating capacity down to -25 °C outdoor temperature
› Unique free-hanging coil technology: the defrost cycle is improved, resulting in lower running costs and no ice build-up

For most people, total indoor climate control means having the ability to select a desirable temperature for each space in a house and to have that temperature maintained no matter what the temperature outside – even when it is down to -25 °C.In a domestic setting, this means heating, cooling and high air quality is needed for year-round comfort.

At Daikin for the coldest regions, the outdoor units of this heat pump have been redesigned to withstand extreme weather conditions with excellent energy efficiency ratings.Our indoor units have won prestigious design awards for their almost iconic designs that will fit into any décor.

The indoor units are designed to operate in a whisper-quiet mode and to distribute purified air in a way that does not produce unpleasant air currents. Truly, climate control by design.

Bluevolution range

R-32

BLUEVOLUTION

Type	Model	Product name		25	30	35	40
Wall mounted	Perfera Discreet, modern design for optimal efficiency and comfort thanks to 2-area intelligent eye.	FTXTM-M			A+++* (pair only)		A+++* (pair only)
Wall mounted	Comfora Wall mounted unit, providing high efficiency and comfort while reducing the environmental impact	FTXTP-K3		A++* (pair only)		A++* (pair only)	
Wall mounted Siesta	Wall mounted unit Siesta, providing high efficiency and comfort while reducing the environmental impact	ATXTP-K3		A++* (pair only)		A++* (pair only)	

Standard range

R-410A

Type	Model	Product name		25	35
Wall mounted	Daikin Emura Design at its best, delivering superior efficiency and comfort	FTXG-LW/S		A++*	A++*
Wall mounted	Perfera Discreet, modern design for optimal efficiency and comfort thanks to 2-area intelligent eye	FTXLS-K3		A++* (pair only)	A++* (pair only)
Wall mounted	Comfora Providing high efficiency and comfort	FTXL-JV		A+* (pair only)	A+* (pair only)
Floor standing	Nexura – floor standing unit with radiant heat panel Stylish floor standing unit with radiant heat panel for comfortable heat and very low noise	FVXG-K		A+*	A+*
Floor standing	Floor standing unit Floor standing unit for optimal heating comfort thanks to dual airflow	FVXS-F		A+*	A*

* Energy labels in heating mode (SCOP)

BLUEVOLUTION perfera

Wall mounted unit

Attractive, wall mounted design with perfect indoor air quality

- Guaranteed heating capacity at low ambient temperature, down to -25°C
- Seasonal efficiency values up to A+++ in cooling and heating
- When installed close to a heating device (e.g. fire place or oven) and the set temperature is reached, the fan keeps on running to have an even temperature throughout the whole house
- Cleaner air thanks to Daikin's Flash Streamer technology: you can breathe deep with no worries about impure air
- Online controller (optional): control your indoor from any location with an app, via your local network or internet and keep an overview on your energy consumption
- 2 area intelligent eye: air flow is sent to a zone other than where the person is located at that moment; if no people are detected, the unit will automatically switch over to the energy-efficient setting.
- 3-D air flow combines vertical and horizontal auto swing to circulate a stream of warm or cool air right to the corners of even large spaces
- Sleek, unobtrusive air conditioning unit that matches European sensibilities regarding interior design
- Choosing for an R-32 product, reduces the environmental impact with 68% compared to R-410A and leads directly to lower energy consumption thanks to its high energy efficiency

FTXTM30M

RXTM-N

ARC466A55

Efficiency data				FTXTM-M + RXTM-N	30M + 30N	40M + 40N
Cooling capacity	Min./Nom./Max.			kW	0.70/3.00/4.50	0.70/4.00/5.10
Heating capacity	Min./Nom./Max.			kW	0.80/3.20/6.70	0.80/4.00/7.20
Power input	Cooling		Nom.	kW	0.74	1.09
	Heating		Nom.	kW	0.61	0.78
Space cooling	Energy efficiency class				A++	
	Capacity		Pdesign	kW	3.00	4.00
	SEER				7.60	7.70
	Annual energy consumption			kWh/a	138	182
Space heating (Average climate)	Energy efficiency class				A+++	
	Capacity		Pdesign	kW	3.00	3.80
	SCOP/A				5.12	5.30
	Annual energy consumption			kWh/a	821	1,004
Space heating (Cold climate)	Energy efficiency class				A+	
	Capacity		Pdesign	kW	4.40	5.60
	Annual energy consumption			kWh/a	2,296	2,779
	SCOP/C				4.02	4.19
Nominal efficiency	EER				4.10	3.71
	COP				5.34	5.37
	Annual energy consumption			kWh	366	542
	Energy labeling Directive		Cooling/Heating		A/A	

Indoor unit				FTXTM-M	30M	40M
Dimensions	Unit	HeightxWidthxDepth		mm	294x811x272	300x1,040x295
Weight	Unit			kg	10.0	14.5
Air filter	Type				Removable / washable	
Fan	Air flow rate	Cooling	Silent operation/Low/Medium/High	m^3/min	5.2/6.3/8.0 /11.7	4.6/5.7/9.2 /15.5
		Heating	Silent operation/Low/Medium/High	m^3/min	4.1/4.9/7.0 /12.2	5.8/7.1/10.4 /17.7
Sound power level	Cooling			dBA	60	
	Heating			dBA	61	
Sound pressure level	Cooling	Silent operation/Low/High		dBA	21/25/45	20/24/46
	Heating	Silent operation/Low/High		dBA	19/22/45	19/22/46
Control systems	Infrared remote control				ARC466A55	
	Wired remote control				BRC944B2 / BRC073A1	
Power supply	Phase/Frequency/Voltage			Hz/V	1~/50/220-240	

Outdoor unit				RXTM-N	30N	40N
Dimensions	Unit	HeightxWidthxDepth		mm	551x763x312	
Weight	Unit			kg	38	
Sound power level	Cooling			dBA	61	
	Heating			dBA	61	
Sound pressure level	Cooling	Nom.		dBA	48	
	Heating	Nom.		dBA	49	
Operation range	Cooling	Ambient	Min.~Max.	°CDB	-10~46	
	Heating	Ambient	Min.~Max.	°CWB	-25~18	
Refrigerant	Type				R-32	
	GWP				675	
	Charge			kg/TCO2Eq	1.1/-	
Piping connections	Liquid	OD		mm	6,35	
	Gas	OD		mm	9.50	
	Piping length	OU - IU	Max.	m	20	
	Additional refrigerant charge			kg/m	0.02 (for piping length exceeding 10m)	
	Level difference	IU - OU	Max.	m	15	
Power supply	Phase/Frequency/Voltage			Hz/V	1~/50/220-240	
Current - 50Hz	Maximum fuse amps (MFA)			A	-	

Wall mounted unit

Wall mounted unit providing high efficiency and comfort

- Guaranteed heating capacity at low ambient temperature, down to -25°C
- The unit's compact dimensions makes it ideal for renovation projects, especially for above door installation
- Seasonal efficiency values: full range A++ in cooling and heating
- Online controller (optional): control your indoor from any location with an app, via your local network or internet and keep an overview on your energy consumption
- Space saving contemporary wall mounted design
- Choosing for an R-32 product, reduces the environmental impact with 68% compared to R-410A and leads directly to lower energy consumption thanks to its high energy efficiency

FTXTP-K

RXTP-N

ARC480A11

Efficiency data				FTXT + RXTP	25K + 25N	35K + 35N
Cooling capacity	Min./Nom./Max.			kW	0.70/2.50/4.00	0.70/3.50/4.40
Heating capacity	Min./Nom./Max.			kW	0.80/3.20/6.20	0.80/4.00/6.70
Power input	Cooling		Nom.	kW	0.57	0.91
	Heating		Nom.	kW	0.68	0.88
Space cooling	Energy efficiency class				A++	
	Capacity		Pdesign	kW	2.50	3.50
	SEER				7.10	7.20
	Annual energy consumption			kWh/a	123	170
Space heating (Average climate)	Energy efficiency class				A++	
	Capacity		Pdesign	kW	2.50	3.00
	SCOP/A				4.98	4.81
	Annual energy consumption			kWh/a	703	873
Space heating (Cold climate)	Energy efficiency class				A	
	Capacity		Pdesignh	kW	3.70	4.40
	Annual energy consumption			kWh/a	1,939	2,429
	SCOP/C				3.95	3.80
Nominal efficiency	EER				4.40	3.80
	COP				4.95	4.44
	Annual energy consumption			kWh	285	460
	Energy labeling Directive		Cooling/Heating		A/A	

Indoor unit				FTXT	25K	35K
Dimensions	Unit	HeightxWidthxDepth		mm	285x770x225	
Weight	Unit			kg	9.0	
Air filter	Type				Removable / washable	
Fan	Air flow rate	Cooling	Silent operation/Low/Medium/High	m^3/min	4.3/5.3/7.7 /10.6	4.3/5.4/8.2 /11.4
		Heating	Silent operation/Low/Medium/High	m^3/min	4.9/5.8/8.0 /11.2	4.9/5.8/7.8 /10.8
Sound power level	Cooling			dBA	58	
	Heating			dBA	58	
Sound pressure level	Cooling	Silent operation/Low/High		dBA	21/26/43	
	Heating	Silent operation/Low/High		dBA	21/26/43	
Control systems	Infrared remote control				ARC480A11	
	Wired remote control				BRC944B2 / BRC073A1	
Power supply	Phase/Frequency/Voltage			Hz/V	1~/50/220-240	

Outdoor unit				RXTP	25N	35N
Dimensions	Unit	HeightxWidthxDepth		mm	551x763x312	
Weight	Unit			kg	38	
Sound power level	Cooling			dBA	61	
	Heating			dBA	61	
Sound pressure level	Cooling	Nom.		dBA	48	
	Heating	Nom.		dBA	49	
Operation range	Cooling	Ambient	Min.~Max.	°CDB	-10~46	
	Heating	Ambient	Min.~Max.	°CWB	-25~18	
Refrigerant	Type				R-32	
	GWP				675	
	Charge			kg/TCO2Eq	1.1/-	
Piping connections	Liquid	OD		mm	6,35	
	Gas	OD		mm	9.50	
	Piping length	OU - IU	Max.	m	20	
	Additional refrigerant charge			kg/m	0.02 (for piping length exceeding 10m)	
	Level difference	IU - OU	Max.	m	15	
Power supply	Phase/Frequency/Voltage			Hz/V	1~/50/220-240	
Current - 50Hz	Maximum fuse amps (MFA)			A	-	

Wall mounted unit

Wall mounted unit providing high efficiency and comfort

- Guaranteed heating capacity at low ambient temperature, down to -25°C
- The unit's compact dimensions makes it ideal for renovation projects, especially for above door installation
- Seasonal efficiency values: full range A++ in cooling and heating
- Online controller (optional): control your indoor from any location with an app, via your local network or internet and keep an overview on your energy consumption
- Space saving contemporary wall mounted design
- Choosing for an R-32 product, reduces the environmental impact with 68% compared to R-410A and leads directly to lower energy consumption thanks to its high energy efficiency

ATXTP-K

ARXTP-N

Efficiency data				ATXTP + ARXTP	25K + 25N	35K + 35N
Cooling capacity	Min./Nom./Max.			kW	0.70/2.50/4.00	0.70/3.50/4.40
Heating capacity	Min./Nom./Max.			kW	0.80/3.20/6.00	0.80/4.00/6.50
Power input	Cooling		Nom.	kW	0.57	0.91
	Heating		Nom.	kW	0.68	0.87
Space cooling	Energy efficiency class				A++	
	Capacity		Pdesign	kW	2.50	3.50
	SEER				6.98	7.05
	Annual energy consumption			kWh/a	125	174
Space heating (Average climate)	Energy efficiency class				A++	
	Capacity		Pdesign	kW	2.50	3.00
	SCOP/A				4.93	4.76
	Annual energy consumption			kWh/a	710	883
Space heating (Cold climate)	Energy efficiency class				A	
	Capacity		Pdesignh	kW	3.70	4.40
	Annual energy consumption			kWh/a	1,955	2,455
	SCOP/C				3.92	3.76
Nominal efficiency	EER				4.38	3.75
	COP				4.90	4.39
	Annual energy consumption			kWh	286	467
	Energy labeling Directive		Cooling/Heating		A/A	

Indoor unit				ATXTP	25K	35K
Dimensions	Unit	HeightxWidthxDepth		mm	285x770x225	
Weight	Unit			kg	9.0	
Air filter	Type				Removable / washable	
Fan	Air flow rate	Cooling	Silent operation/Low/ Medium/High	m^3/min	4.3/5.3/7.7 /10.6	4.3/5.4/8.2 /11.4
		Heating	Silent operation/Low/ Medium/High	m^3/min	4.9/5.8/8.0 /11.2	4.9/5.8/7.8 /10.8
Sound power level	Cooling			dBA	58	
	Heating			dBA	58	
Sound pressure level	Cooling	Silent operation/Low/High		dBA	21/26/43	
	Heating	Silent operation/Low/High		dBA	21/26/43	
Control systems	Infrared remote control				ARC480A11	
	Wired remote control				BRC944B2 / BRC073A1	
Power supply	Phase/Frequency/Voltage			Hz/V	1~/50/220-240	

Outdoor unit				ARXTP	25N	35N
Dimensions	Unit	HeightxWidthxDepth		mm	551x763x312	
Weight	Unit			kg	38	
Sound power level	Cooling			dBA	61	
	Heating			dBA	61	
Sound pressure level	Cooling	Nom.		dBA	48	
	Heating	Nom.		dBA	49	
Operation range	Cooling	Ambient	Min.~Max.	°CDB	-10~46	
	Heating	Ambient	Min.~Max.	°CWB	-25~18	
Refrigerant	Type				R-32	
	GWP				675	
	Charge			kg/TCO2Eq	1.1/-	
Piping connections	Liquid	OD		mm	6,35	
	Gas	OD		mm	9.50	
	Piping length	OU - IU	Max.	m	20	
	Additional refrigerant charge			kg/m	0.02 (for piping length exceeding 10m)	
	Level difference	IU - OU	Max.	m	15	
Power supply	Phase/Frequency/Voltage			Hz/V	1~/50/220-240	
Current - 50Hz	Maximum fuse amps (MFA)			A	-	

Wall mounted unit

Design at its best, delivering superior efficiency and comfort, even at ambient temperatures down to -25°C

- Remarkable blend of iconic design and engineering excellence with an elegant finish in matt crystal white and a silver coloured elegant finish
- Daikin Emura has been awarded many times, thanks to its excellent design
- Online controller: control your indoor from any location with an app, via your local network or internet
- Whisper quiet in operation: the operating of the unit can hardly be heard. The sound pressure level goes down to 19dBA!
- 2 area intelligent eye: air flow is sent to a zone other than where the person is located at that moment; if no people are detected, the unit will automatically switch over to the energy-efficient setting.
- Seasonal efficiency values up to A+++ in cooling and A++ in heating
- 3-D air flow combines vertical and horizontal auto swing to circulate a stream of warm or cool air right to the corners of even large spaces

- Guaranteed heating capacity at low ambient temperature, down to -25°C
- Thanks to the unique free hanging coil of the outdoor unit, the defrost cycle is improved, resulting in lower running costs and no ice build-up

Efficiency data				FTXG + RXLG	25LW + 25M	25LS + 25M	35LW + 35M	35LS + 35M
Cooling capacity	Min./Nom./Max.			kW	1.3/2.5 /4.0		1.4/3.5 /4.6	
Heating capacity	Min./Nom./Max.			kW	1.0 /4.4 /6.1 / 3.6		1.0 /5.1 /6.7 / 4.2	
Power input	Cooling		Min./Nom./Max.	kW	0.250/0.680 /1.090		0.250/0.980 /1.240	
	Heating		Min./Nom./Max.	kW	0.250/1.020 /1.610		0.250/1.310 /2.070	
Seasonal efficiency (according to EN14825)	Cooling		Energy efficiency class		A++			
			Pdesign	kW	2.50		3.50	
			SEER		7.04		6.67	
			Annual energy consumption	kWh	124		184	
	Heating (Average climate)		Energy efficiency class		A++			
			Pdesign	kW	2.50		3.00	
			SCOP/A		4.64		4.60	
			Annual energy consumption	kWh	755		913	
Nominal efficiency	EER				3.68		3.57	
	COP				4.31		3.89	
	Annual energy consumption			kWh	340		490	
	Energy labeling Directive		Cooling/Heating		A/A			

Indoor unit				FTXG	25LW	25LS	35LW	35LS
Dimensions	Unit	HeightxWidthxDepth		mm	303x998x212			
Weight	Unit			kg	12.0			
Air filter	Type				Removable / washable			
Fan	Air flow rate	Cooling	Silent operation/ Low/Medium/High	m^3/min	2.6/4.4/6.6 /8.9		2.9/4.8/7.8 /10.9	
		Heating	Silent operation/ Low/Medium/High	m^3/min	3.8/6.3/8.6 /11.0		4.1/6.9/9.6 /12.4	
Sound power level	Cooling			dBA	54		59	
	Heating			dBA	56		59	
Sound pressure level	Cooling	Silent operation/Low/High		dBA	19/25/38		20/26/45	
	Heating	Silent operation/Low/High		dBA	19/28/41		20/29/45	
Control systems	Infrared remote control				ARC466A9			
Power supply	Phase/Frequency/Voltage			Hz/V	1~/50/220-240			

Outdoor unit				RXLG	25M	25M	35M	35M
Dimensions	Unit	HeightxWidthxDepth		mm	550x858x330			
Weight	Unit			kg	40			
Sound power level	Cooling			dBA	61			
	Heating			dBA	61			
Sound pressure level	Cooling	Low/High		dBA	44/48			
	Heating	Low/High		dBA	45/49			
Operation range	Cooling	Ambient	Min.~Max.	°CDB	-10~46			
	Heating	Ambient	Min.~Max.	°CWB	-25~18			
Refrigerant	Type				R-410A			
	GWP				2,087.5			
	Charge			kg/TCO2Eq	1/2.1			
Piping connections	Liquid	OD		mm	6.35			
	Gas	OD		mm	9.5			
	Piping length	OU - IU	Max.	m	20			
		System	Chargeless	m	10			
	Additional refrigerant charge			kg/m	0.02 (for piping length exceeding 10m)			
Power supply	Phase/Frequency/Voltage			Hz/V	1~/50/220-240			
Current - 50Hz	Maximum fuse amps (MFA)			A	20			

(1) Maximum heating capacity at -15°C outdoor temperature (2) EER/COP according to Eurovent 2012, for outside EU only
(3) MFA is used to select the circuit breaker and the ground fault circuit interrupter (earth leakage circuit breaker). For more detailed information, please refer to the electrical data drawing.

perfera

Wall mounted unit

Discreet modern design for optimal efficiency and comfort thanks to 2 area intelligent eye, even at ambient temperatures **down to -25°C**

- Guaranteed heating capacity at low ambient temperature, down to -25°C
- Whisper quiet in operation: the operating of the unit can hardly be heard. The sound pressure level goes down to 19dBA!
- 2 area intelligent eye: air flow is sent to a zone other than where the person is located at that moment; if no people are detected, the unit will automatically switch over to the energy-efficient setting.
- 3-D air flow combines vertical and horizontal auto swing to circulate a stream of warm or cool air right to the corners of even large spaces
- Online controller: control your indoor from any location with an app, via your local network or internet
- High quality matt crystal white finish
- Seasonal efficiency values up to A++ in cooling and heating

Efficiency data			FTXLS-K3 / RXLS-M	25K3 + 25M	35K3 + 35M
Cooling capacity	Min./Nom./Max.		kW	1.6/2.5/4.4	1.7/3.5/5.0
Heating capacity	Min./Nom./Max.		kW	1.0/4.7/6.6 / 3.98 (1)	1.0/5.4/7.2 / 4.51 (1)
Power input	Cooling	Min./Nom./Max.	kW	0.320/0.669/2.330	0.320/0.951/2.330
	Heating	Min./Nom./Max.	kW	0.240/1.100/2.360	0.240/1.310/2.880
Seasonal efficiency (according to EN14825)	Cooling	Energy efficiency class		A++	
		Pdesign	kW	2.50	3.50
		SEER		6.62	6.91
		Annual energy consumption	kWh	132	177
	Heating (Average climate)	Energy efficiency class		A++	
		Pdesign	kW	3.20	3.80
		SCOP/A		4.62	4.60
		Annual energy consumption	kWh	947	1,147
Nominal efficiency	EER			3.74	3.69
	COP			4.27	4.12
	Annual energy consumption		kWh	334.5	475.5
	Energy labeling Directive	Cooling/Heating		A/A	

Indoor unit				FTXLS	25K3	35K3
Dimensions	Unit	HeightxWidthxDepth		mm	298x900x215	
Weight	Unit			kg	12	
Air filter	Type				Removable / washable / mildew proof	
Fan	Air flow rate	Cooling	Silent operation/Low/High	m^3/min	4.1/7.0/11.2	
		Heating	Silent operation/Low/High	m^3/min	4.2/5.2/13.3	4.2/5.1/13.3
Sound power level	Cooling			dBA	59	
	Heating			dBA	62	
Sound pressure level	Cooling	Silent operation/Low/Nom./High		dBA	21/33/39/45	
	Heating	Silent operation/Low/Nom./High		dBA	19/23/37/47	19/23/36/47
Control systems	Infrared remote control				ARC466A9	
Power supply	Phase/Frequency/Voltage			Hz/V	1~/50/220-240	

Outdoor unit				RXLS	25M	35M
Dimensions	Unit	HeightxWidthxDepth		mm	550x858x330	
Weight	Unit			kg	40	
Sound power level	Cooling			dBA	61	
	Heating			dBA	61	
Sound pressure level	Cooling	Low/High		dBA	44/48	
	Heating	Low/High		dBA	45/49	
Operation range	Cooling	Ambient	Min.~Max.	°CDB	-10~46	
	Heating	Ambient	Min.~Max.	°CWB	-25~18	
Refrigerant	Type				R-410A	
	GWP				2,087.5	
	Charge			kg/TCO2Eq	1.3/2.7	
Piping connections	Liquid	OD		mm	6.35	
	Gas	OD		mm	9.5	
	Piping length	OU - IU	Max.	m	20	
		System	Chargeless	m	10	
	Additional refrigerant charge			kg/m	0.02 (for piping length exceeding 10m)	
Power supply	Phase/Frequency/Voltage			Hz/V	1~/50/220-240	
Current - 50Hz	Maximum fuse amps (MFA)			A	20	

(1)Maximum heating capacity at -15°C outdoor temperature | EER/COP according to Eurovent 2012, for use outside EU only | When connected with multi-system outdoor unit, refer to the specifications of the multi outdoor unit to be connected.

comfora

Wall mounted unit

Wall mounted unit providing high efficiency and comfort, even at ambient temperatures **down to -25°C**

- Guaranteed heating capacity at low ambient temperature, down to -25°C
- Whisper quiet in operation down to 23 dBA
- Online controller: control your indoor from any location with an app, via your local network or internet
- The unit's compact dimensions makes it ideal for renovation projects, especially for above door installation
- Seasonal efficiency values: A+ in cooling and heating
- Thanks to the unique free hanging coil of the outdoor unit, the defrost cycle is improved, resulting in lower running costs and no ice build-up
- Also available in Siesta range, see Siesta part in the Split chapter

FTXL-JV

RXL-M3

ARC433A87

Efficiency data				FTXL + RXL	25JV + 25M3	35JV + 35M3
Cooling capacity	Nom.			kW	2.5	3.5
Heating capacity	Nom.			kW	3.2	3.8
Power input	Heating		Nom.	kW	0.72	0.90
Seasonal efficiency (according to EN14825)	Cooling		Energy efficiency class		A+	
			Pdesign	kW	2.50	3.50
			SEER		6.01	5.87
			Annual energy consumption	kWh	146	209
	Heating (Average climate)		Energy efficiency class		A+	
			Pdesign	kW	2.50	3.00
			SCOP/A		4.37	4.21
			Annual energy consumption	kWh	793	998
Nominal efficiency	EER				3.12	3.07
	COP				4.43	4.21
	Annual energy consumption			kWh	400	570
	Energy labeling Directive		Cooling/Heating		B/A	

Indoor unit				FTXL	25JV	35JV
Dimensions	Unit	HeightxWidthxDepth		mm	283x770x198	
Weight	Unit			kg	8	
Air filter	Type				Removable / washable / mildew proof	
Fan	Air flow rate	Cooling	Silent operation/ Low/Medium/High	m^3/min	4.9/6.1/7.7 /9.3	
		Heating	Silent operation/ Low/Medium/High	m^3/min	5.7/6.7/8.4 /10.1	
Sound power level	Cooling			dBA	57	
	Heating			dBA	57	
Sound pressure level	Cooling	Silent operation/Low/High		dBA	23/27/41	
	Heating	Silent operation/Low/High		dBA	26/29/41	
Control systems	Infrared remote control				ARC433A87	
Power supply	Phase/Frequency/Voltage			Hz/V	1~/50/220-240	

Outdoor unit				RXL	25M3	35M3
Dimensions	Unit	HeightxWidthxDepth		mm	550x858x330	
Weight	Unit			kg	40	
Sound power level	Cooling			dBA	61	
	Heating			dBA	61	
Sound pressure level	Cooling	Low/High		dBA	44/48	
	Heating	Low/High		dBA	45/49	
Operation range	Cooling	Ambient	Min.~Max.	°CDB	-10~46	
	Heating	Ambient	Min.~Max.	°CWB	-25~18	
Refrigerant	Type				R-410A	
	GWP				2,087.5	
	Charge			kg/TCO2Eq	1/2.1	
Piping connections	Liquid	OD		mm	6.35	
	Gas	OD		mm	9.5	
	Piping length	System	Chargeless	m	10	
	Additional refrigerant charge			kg/m	0.02 (for piping length exceeding 10m)	
Power supply	Phase/Frequency/Voltage			Hz/V	1~/50/220-240	
Current - 50Hz	Maximum fuse amps (MFA)			A	20	

EER/COP according to Eurovent 2012, for use outside EU only | Maximum heating capacity at -15°C outdoor temperature | When connected with multi-system outdoor unit, refer to the specifications of the multi outdoor unit to be connected.

nexura

Floor standing unit with radiant heat panel

Stylish floor standing unit with radiant heat panel for comfortable heat and very low noise, even at ambient temperature down to -25°C

- The aluminium part of the front panel of the Nexura indoor unit has the capability of warming up, just like a traditional radiator, to add even more comfort on cold days
- The indoor unit distributes air at the sound of a whisper. The noise produced amounts to barely 22dB(A) in cooling and 19dB(A) in radiant heat mode. In comparison, the ambient sound in a quiet room amounts to 40dB(A) on average.
- Can be installed against a wall or recessed
- Its low height enables the unit to fit perfectly beneath a window
- Online controller: control your indoor from any location with an app, via your local network or internet
- Guaranteed heating capacity at low ambient temperature, down to -25°C

FVXG-K

RXLG-M

ARC466A2

- Thanks to the unique free hanging coil of the outdoor unit, the defrost cycle is improved, resulting in lower running costs and no ice build-up

Efficiency data				FVXG-K / RXLG-M	25K + 25M	35K + 35M
Cooling capacity	Min./Nom./Max.			kW	1.2/2.5 /5.1	1.4/3.5 /5.6
Heating capacity	Min./Nom./Max.			kW	1.0 /4.5 /6.5 / 3.5 (2)	1.1 /5.6 /7.0 / 4.0 (2)
Power input	Cooling		Min./Nom./Max.	kW	0.250/0.710 /1.850	0.250/1.020 /2.040
	Heating		Min./Nom./Max.	kW	0.250/1.160 /1.840	0.250/1.550 /2.350
Seasonal efficiency (according to EN14825)	Cooling		Energy efficiency class		A++	
			Pdesign	kW	2.50	3.50
			SEER		6.99	6.59
			Annual energy consumption	kWh	131	186
	Heating (Average climate)		Energy efficiency class		A+	
			Pdesign	kW	3.00	3.40
			SCOP/A		4.25	4.01
			Annual energy consumption	kWh	988	1,187
Nominal efficiency	EER				3.52 (1)	3.43 (1)
	COP				3.88 (1)	3.61 (1)
	Annual energy consumption			kWh	355	510
	Energy labeling Directive		Cooling/Heating		A/A	

Indoor unit				FVXG	25K	35K
Dimensions	Unit	HeightxWidthxDepth		mm	600x950x215	
Weight	Unit			kg	22.0	
Air filter	Type				Removable / washable	
Fan	Air flow rate	Cooling	Silent operation/Low /Medium/High	m^3/min	4.5/5.3/7.0 /8.9	4.5/5.3/7.2 /9.1
		Heating	Silent operation/Low /Medium/High	m^3/min	4.7/5.7/7.8 /9.9	5.0/5.8/8.0 /10.2
Sound power level	Cooling			dBA	54	55
	Heating			dBA	55	56
Sound pressure level	Cooling	Silent operation/Low/High		dBA	23/26/38	24/27/39
	Heating	Silent operation/Low/High		dBA	22/26/39	23/27/40
Control systems	Infrared remote control				ARC466A2	
Power supply	Phase/Frequency/Voltage			Hz/V	1~/50/220-240	

Outdoor unit				RXLG	25M	35M
Dimensions	Unit	HeightxWidthxDepth		mm	550x858x330	
Weight	Unit			kg	40	
Sound power level	Cooling			dBA	61	
	Heating			dBA	61	
Sound pressure level	Cooling	Low/High		dBA	44/48	
	Heating	Low/High		dBA	45/49	
Operation range	Cooling	Ambient	Min.~Max.	°CDB	-10~46	
	Heating	Ambient	Min.~Max.	°CWB	-25~18	
Refrigerant	Type				R-410A	
	GWP				2,087.5	
	Charge			kg/TCO2Eq	1/2.1	
Piping connections	Liquid	OD		mm	6.35	
	Gas	OD		mm	9.5	
	Piping length	OU - IU	Max.	m	20	
		System	Chargeless	m	10	
	Additional refrigerant charge			kg/m	0.02 (for piping length exceeding 10m)	
Power supply	Phase/Frequency/Voltage			Hz/V	1~/50/220-240	
Current - 50Hz	Maximum fuse amps (MFA)			A	20	

(1) EER/COP according to Eurovent 2012, for use outside EU only (2) Maximum heating capacity at -15°C outdoor temperature
(3) When connected to a multi outdoor unit, the sound pressure level in silent operation and radiant heat equals above values + 1dB.

Floor standing unit

Floor standing unit for optimal heating comfort thanks to dual airflow, even at ambient temperatures **down to -25°C**

- Guaranteed heating capacity at low ambient temperature, down to -25°C Can be installed against a wall or recessed
- Its low height enables the unit to fit perfectly beneath a window
- Online controller: control your indoor from any location with an app, via your local network or internet
- Quiet in operation down to 23 dBA
- Seasonal efficiency values up to A+ in cooling and heating

FVXS-F

RXL-M3

ARC452A1

Efficiency data				FVXS + RXL	25F + 25M3	35F + 35M3
Cooling capacity	Nom.			kW	2.5	3.5
Heating capacity	Nom.			kW	4.5	5.6
Power input	Heating		Nom.	kW	1.19	1.62
Seasonal efficiency (according to EN14825)	Cooling		Energy efficiency class		A	
			Pdesign	kW	2.50	3.50
			SEER		5.10	5.21
			Annual energy consumption	kWh	173	235
	Heating (Average climate)		Energy efficiency class		A+	A
			Pdesign	kW	2.90	3.20
			SCOP/A		4.01	3.77
			Annual energy consumption	kWh	1,012	1,187
Nominal efficiency	EER				3.38	3.27
	COP				3.78	3.46
	Annual energy consumption			kWh	370	535
	Energy labeling Directive		Cooling/Heating		A/A	A/B

Indoor unit				FVXS	25F	35F
Dimensions	Unit	HeightxWidthxDepth		mm	600x700x210	
Weight	Unit			kg	14	
Air filter	Type				Removable / washable / mildew proof	
Fan	Air flow rate	Cooling	Silent operation/ Low/High	m^3/min	4.1/4.8/8.2	4.5/4.9/8.5
		Heating	Silent operation/ Low/High	m^3/min	4.4/5.0/8.8	4.7/5.2/9.4
Sound power level	Cooling			dBA	52	
	Heating			dBA	52	
Sound pressure level	Cooling	Silent operation/Low/ Nom./High		dBA	23/26/32/38	24/27/33/39
	Heating	Silent operation/Low/ Nom./High		dBA	23/26/32/38	24/27/33/39
Control systems	Infrared remote control				ARC452A1	
Power supply	Phase/Frequency/Voltage			Hz/V	1~/50/220-240	

Outdoor unit				RXL	25M3	35M3
Dimensions	Unit	HeightxWidthxDepth		mm	550x858x330	
Weight	Unit			kg	40	
Sound power level	Cooling			dBA	61	
	Heating			dBA	61	
Sound pressure level	Cooling	Low/High		dBA	44/48	
	Heating	Low/High		dBA	45/49	
Operation range	Cooling	Ambient	Min.~Max.	°CDB	-10~46	
	Heating	Ambient	Min.~Max.	°CWB	-25~18	
Refrigerant	Type				R-410A	
	GWP				2,087.5	
	Charge			kg/TCO2Eq	1/2.1	
Piping connections	Liquid	OD		mm	6.35	
	Gas	OD		mm	9.5	
	Piping length	System	Chargeless	m	10	
	Additional refrigerant charge			kg/m	0.02 (for piping length exceeding 10m)	
Power supply	Phase/Frequency/Voltage			Hz/V	1~/50/220-240	
Current - 50Hz	Maximum fuse amps (MFA)			A	20	


DAIKIN

Options - Split

BLUEVOLUTION

		R-32						R-32 and R-410A	R-32	Siesta R-32		Optimised heating R-32		
	INDOOR UNITS	FTXZ-N	FTXJ-MW/S	C/FTXM-M	FTXP-K3	FTXC-A	FTXF-A	FDXM-F3	FVXM-F	ATXM-M	ATXP-K3	FTXTM-M	FTXTP-K	ATXTP-K
Individual control systems	BRC1E53A/B/C (3)(4)(5) Premium wired remote control with full-text interface and back-light							●						
	BRC073A1 (9) Wired remote control (cord for wired remote control required)	●		●	●				●	●	●	●	●	●
	BRC2E52C Simplified remote control (with operation mode selector button)													
	BRC2C51 Simplified remote control							●						
	BRC3A61 Remote control for hotel use							●						
	BRC4C65 Infrared remote control							●(10)						
	BRCW901A03 Extension cord for wired remote control (3m)	●		●	●				●	●	●	●	●	●
	BRCW901A08 Extension cord for wired remote control (8m)	●		●	●				●	●	●	●	●	●
Centralised control systems	DCC601A51 Centralised controller with cloud connection by using the adapter KRP928*	●								●				
	BRP069A* Daikin online controller WIFI adapter for smart phone	BRP069A42	standard included	BRP069A41	BRP069A45		BRP069A45	BRP069A81	BRP069A42	BRP069A41	BRP069A45	BRP069A41	BRP069A45	BRP069A45
	DCS302CA51 Central remote control	●	●	●				●	●	●		●		
	DCS301BA51 Unified ON/OFF control	●	●	●				●	●	●		●		
	DST301BA51 Schedule timer	●	●	●				●	●	●		●		
	KRC72A Centralised control board (up to 5 rooms)								●			●		
Building Management System & Standard protocol interface	DCM601A5A Intelligent Touch Manager	●	●	●	●			●		●	●			
	EKMBDXA Modbus interface	●												
	RTD-RA (9) Modbus gateway	●												
	KLIC-DD (9) KNX Interface	●												
Adapters	BRP7A54 (7)(8) Adapter PCB for interlock (key card, …)							●						
	KRP1B56 Adapter for wiring							●						
	KRP413AB1S Adapter for wiring normal open contact/normal open pulse contact (time clock and other devices to be purchased locally)	●	●	●			●		●	●		●		
	KRP4A54 Adapter for external ON/OFF and monitoring for electrical appendices							●						
	KRP2A53 Wiring adapter for electrical appendices							●						
	Installation box for adapter PCBs (when there is no space in the switchbox)							KRP1BA101						
	KRP980A1 Interface adapter for wired remote control													
	KRP928BB2S Interface adapter for DIII-net	●	●	●	●				●	●	●	●	●	●
	DTA114A61 Multi tenant							●						
	KRCS01-4 External wired temperature sensor													
	KAF970A46 Titanium apatite deodorising filter without frame													
Filter	KEK26-1A Noise filter (for electromagnetic use only)							●						
Others	Anti-theft protection for remote control								KKF910AA4				KKF936A4	KKF936A4

Options - Split
Standard range

		R-410A												
	INDOOR UNITS	**FTXG-LW/S**	**C/FTXS-K (1)**	**FTX-KV**	**FTX-J3**	**FTX-GV**	**FTXK-AW/S**	**FTXB-C**	**FVXG-K**	**FVXS-F**	**FLXS-B(9)**	**FTXLS-K3**	**FTXL-JV**	**FDBQ-B**
Individual control systems	BRC1E53A/B/C (3)(4)(5) Premium wired remote control with full-text interface and back-light													●
	BRC073 Wired remote control (cord for wired remote control required)	●	●	●	●	●			●	●	●		●	
	BRC2E52C Simplified remote control (with operation mode selector button)													●
	BRC2C51 Simplified remote control													
	BRC3E52C Simplified remote control (without operation mode selector button)													●
	BRC3A61 Remote control for hotel use													
	BRC4C65 Infrared remote control													
	BRCW901A03 Extension cord for wired remote control (3m)	●	●	●	●	●			●	●	●		●	
	BRCW901A08 Extension cord for wired remote control (8m)	●	●	●	●	●			●	●	●		●	
Centralised control systems	DCC601A51 Centralised controller with cloud connection by using the adapter KRP928*				●	●	●		●	●	●		●	●
	BRP069A* Daikin online controller WIFI adapter for smart phone	BRP069A41	BRP069A43 (CTXS15-35, FTXS20-25) BRP069A42 (FTXS35-50)	BRP069A45	BRP069A43	BRP069A42			BRP069A42	BRP069A42	BRP069A42	BRP069A42	BRP069A43	
	DCS302C51 Central remote control	●	●									●		
	DCS301B51 Unified ON/OFF control	●	●									●		
	DST301BA51 Schedule timer	●	●									●		
Building Management System & Standard protocol interface	DCM601A5A Intelligent Touch Manager	●	●	●	●	●			●	●	●	●		●
	EKMBDXA Modbus interface													
	RTD-RA (9) Modbus gateway	●	●	●	●	●			●	●	●	●	●	●
	KLIC-DD (9) KNX Interface	●	●	●	●	●			●	●	●	●	●	●

(1) Can be used only in combination with KRP980A1
(2) WLAN installation kit include interface adapter PCB
(3) BRC1E53A: included languages: English, German, French, Italian, Spanish, Dutch, Greek, Russian, Turkish, Portuguese, Polish
(4) BRC1E53B: included languages: English, German, Czech, Hungarian, Romanian, Slovenian, Bulgarian, Slovak, Serbian, Albanian
(5) BRC1E53C: included languages
(6) Installation box for adapter PCB is necessary. Hour meter is field supply and should not be installed inside the equipment.
(7) Installation box for adapter PCB is necessary. They require mounting plate KRP4A96, maximmaly 2 optional PCBs can be mounted.
(8) Only in combination with simplified remote control BRC2E52C or BRC3E52C.
(9) Wiring adapter supplied by Daikin. Time clock and other devices: to be purchased locally.
(10) Standard there is no remote control delivered with this indoor unit. Wired or infrared control to be ordered separately.
(11) Standard delivered with the unit.

Options - Split
Standard range

	INDOOR UNITS	R-410A											
		FTXG-LW/S	C/FTXS-K	FTX-KV	FTX-J3	FTX-GV	FTXK-AW/S	FTXB-C	FVXG-K	FVXS-F	FLXS-B(9)	FTXLS-K3	FTXL-JV	FDBQ-B
Adapters	BRP7A54 (7)(8) Adapter PCB for interlock (key card, …)													●
	KRP1B56 Adapter for wiring													
	EKRP1B2 (6) Adapter for wiring (hour meter)													●
	KRP413AB1S (9) Adapter for wiring normal open contact/normal open pulse contact (time clock and other devices to be purchased locally)	●	●						●	●	●	●		
	KRP4A54 Adapter for external ON/OFF and monitoring for electrical appendices													
	KRP2A53 Wiring adapter for electrical appendices													
	Installation box for adapter PCBs (when there is no space in the switchbox)													
	KRP980A1 Interface adapter for wired remote control		class 15-20-25		●								●	●
	KRP928A 2S (9) Interface adapter for DIII-net	●	●	●	●	●			●	●	●	●		●
Filter	KEK26-1A Noise filter (for electromagnetic use only)													
Others	Anti-theft protection for remote control	KKF910A4	KKF910A4		KKF917AA4				KKF910A4			KKF910A4	KKF917A4	
	KRCS01-4B External wired temperature sensor													
	BRCW901A03 Cord for wired remote control - 3m	●	●	●	●	●			●	●	●	●	●	●
	BRCW901A08 Cord for wired remote control - 8m	●	●	●	●	●			●	●	●	●	●	●

Options - Split
Standard Siesta range

	INDOOR UNITS	Siesta R-410A				
		ATXS-K	ATX-J3	ATX-KV	ATXN-NB9	ATXB-C
Individual control systems	BRC1E53A/B/C (3)(4)(5) Premium wired remote control with full-text interface and back-light					
	BRC073 (9) Wired remote control (cord for wired remote control required)	●	●	●		
	BRC2E52C Simplified remote control (with operation mode selector button)					
	BRC2C51 Simplified remote control					
	BRC3E52C Simplified remote control (without operation mode selector button)					
	BRC3A61 Remote control for hotel use					
	BRC4C65 Infrared remote control					
Centralised control systems	DCC601A51 Centralised controller with cloud connection by using the adapter KRP928*	●	●	●		●
	BRP069A* Daikin online controller WIFI adapter for smart phone	BRP069A43 (class 20-25), BRP069A42 (class 35-50)	BRP069A43	BRP069A45		
	DCS302C51 Central remote control	●				
	DCS301B51 Unified ON/OFF control	●				
	DST301BA51 Schedule timer					
Building Management System & Standard protocol interface	DCM601A5A Intelligent Touch Manager	●	●	●		
	EKMBDXA Modbus interface					
	RTD-RA (9) Modbus gateway	●	●	●		
	KLIC-DD (9) KNX Interface	●	●	●		
Adapters	BRP7A54 (7)(8) Adapter PCB for interlock (key card, …)					
	KRP1B56 Adapter for wiring					
	EKRP1B2 (6) Adapter for wiring (hour meter)					
	KRP413A1S (9) Adapter for wiring normal open contact/normal open pulse contact (time clock and other devices to be purchased locally)	●				
	KRP4A54 Adapter for external ON/OFF and monitoring for electrical appendices					
	KRP2A53 Wiring adapter for electrical appendices					
	Installation box for adapter PCBs (when there is no space in the switchbox)					
	KRP980A1 Interface adapter for wired remote control	class (20-25)	●			
	KRP928B2S (9) Interface adapter for DIII-net	●	●	●		
	DTA114A61 Multi tenant					
	KRCS01-4 External wired temperature sensor					
Filter	KEK26-1A Noise filter (for electromagnetic use only)					
Others	Anti-theft protection for remote control	KKF910A4	KKF910A4			
	KRCS01-4B External wired temperature sensor					
	BRCW901A03 Cord for wired remote control - 3m	●	●	●		
	BRCW901A08 Cord for wired remote control - 8m	●	●	●		

Options & accessories - VRV outdoor

		VRV IV S-series			
		RXYSCQ-T	RXYSQ4-6TV1	RXYSQ4-6TY1	RXYSQ8-12TY1
Adapters	**External control adapter for outdoor unit** - Allows to activate Low Noise Operation and three levels of demand control, limiting power consumption via external dry contacts. Connects to the F1/F2 communication line and requires power supply from an indoor unit*, BSVQ box, or VRV-WIII outdoor unit.	DTA104A53/61/62 For installation into an indoor unit: exact adapter type depends on type of indoor unit. See Options & Accessories of indoor units			
	KRC19-26A Mechanical cool/heat selector – allows to switch an entire Heat Pump system, or one BS-box of a Heat Recovery system between cooling, heating and fan only. Connects to the A-B-C terminals of the outdoor unit / BS-box.		●	●	
	EBRP2B - Cool/heat selector PCB		●		
	BRP2A81 Cool/heat selector PCB (required to connect KRC19-26A to VRV IV outdoor)				
	KKSA26A560* Cool/heat selector PCB mounting plate (only required when cool/heat selector PCB and Heater tape kit are combined)				
Others	**KJB111A** Installation box for remote cool/heat selector KRC19-26A		●	●	
	EKCHSC - Cool/heat selector cable			●	●
	EKPCCAB3 VRV configurator	●	●	●	●
	KKSB2B61* Demand PCB mounting plate. Needed to mount Demand PCB for one or more outdoor units.				
	DTA109A51 DIII-net expander adapter				
	BPMKS967A2/A3 Branch provider (for connection of 2/3 RA indoor units)	●	●	●	●
	EKDK04 Drain plug kit		●	●	

(1) Can be used only in combination with KRP980A1
(2) WLAN installation kit include interface adapter PCB
(3) BRC1E53A: included languages: English, German, French, Italian, Spanish, Dutch, Greek, Russian, Turkish, Portuguese, Polish
(4) BRC1E53B: included languages: English, German, Czech, Hungarian, Romanian, Slovenian, Bulgarian, Slovak, Serbian, Albanian
(5) BRC1E53C: included languages
(6) Installation box for adapter PCB is necessary. Hour meter is field supply and should not be installed inside the equipment.
(7) Installation box for adapter PCB is necessary. They require mounting plate KRP4A96, maximmaly 2 optional PCBs can be mounted.
(8) Only in combination with simplified remote control BRC2E52C or BRC3E52C.
(9) Wiring adapter supplied by Daikin. Time clock and other devices: to be purchased locally.
(10) Standard there is no remote control delivered with this indoor unit. Wired or infrared control to be ordered separately.
(11) Standard delivered with the unit.

Combination tables

Cooling

Outdoor unit	Indoor unit	Cooling capacity (kW)		Total capacity (kW)			Power input (kW)			Total current (A)			Power factor (%)	EER	Energy label	AEC (kWh)	Seasonal data			
		A room	B room	Min.	Nom.	Max.	Min.	Nom.	Max.	Min.	Nom.	Max.					Label	SEER	Pdesign	AEC
2MXM40M3V1B	1.5	1.50	---	1.30	1.50	2.00	0.33	0.31	0.40	1.78	1.70	2.17	79	---	---	---	---	---	---	---
	2.0	2.00	---	1.30	2.00	2.40	0.33	0.44	0.57	1.78	2.38	3.09	79	---	---	---	---	---	---	---
	2.5	2.50	---	1.30	2.50	3.00	0.33	0.61	0.80	1.78	3.33	4.40	79	---	---	---	---	---	---	---
	3.5	3.50	---	1.30	3.50	4.00	0.33	1.04	1.35	1.78	5.71	7.38	79	---	---	---	---	---	---	---
	1.5+1.5	1.50	1.50	1.50	3.00	3.60	0.31	0.60	0.73	1.67	3.33	4.00	79	4.97	A	302	A+++	8.66	3.00	122
	1.5+2.0	1.50	2.00	1.50	3.50	4.00	0.31	0.79	0.91	1.67	4.35	4.98	79	4.43	A	396	A+++	8.60	3.50	143
	1.5+2.5	1.50	2.50	1.50	4.00	4.20	0.31	0.98	1.03	1.67	5.37	5.64	79	4.10	A	488	A+++	8.55	4.00	164
	1.5+3.5	1.20	2.80	1.50	4.00	4.40	0.31	0.96	1.06	1.67	5.30	5.83	79	4.16	A	481	A++	8.26	4.00	170
	2.0+2.0	2.00	2.00	1.50	4.00	4.20	0.31	0.97	1.02	1.67	5.34	5.61	79	4.13	A	486	A+++	8.53	4.00	165
	2.0+2.5	1.78	2.22	1.50	4.00	4.30	0.31	0.96	1.04	1.67	5.30	5.70	79	4.16	A	481	A+++	8.50	4.00	165
	2.0+3.5	1.45	2.55	1.50	4.00	4.50	0.31	0.95	1.08	1.67	5.25	5.91	79	4.20	A	477	A++	8.19	4.00	171
	2.5+2.5	2.00	2.00	1.50	4.00	4.40	0.31	0.96	1.06	1.67	5.27	5.80	79	4.18	A	479	A++	8.36	4.00	168
	2.5+3.5	1.67	2.33	1.50	4.00	4.60	0.31	0.94	1.09	1.67	5.20	5.98	79	4.24	A	472	A++	8.11	4.00	173

Heating

Outdoor unit	Indoor unit	Heating capacity (kW)		Total capacity (kW)			Power input (kW)			Total current (A)			Power factor (%)	COP	Energy label	Seasonal data				
		A room	B room	Min.	Nom.	Max.	Min.	Nom.	Max.	Min.	Nom.	Max.				Label	SCOP	Pdesign	AEC	Back-up heater capacity at -10°C
2MXM40M3V1B	1.5	2.00	---	1.00	2.00	3.30	0.26	0.68	1.04	1.43	3.66	5.69	79	---	---	---	---	---	---	---
	2.0	3.00	---	1.00	3.00	3.70	0.26	0.83	1.24	1.43	4.52	6.78	79	---	---	---	---	---	---	---
	2.5	3.40	---	1.00	3.40	4.10	0.26	1.02	1.48	1.43	5.59	8.09	79	---	---	---	---	---	---	---
	3.5	3.80	---	1.00	3.80	4.40	0.26	1.28	1.71	1.43	7.02	9.40	79	---	---	---	---	---	---	---
	1.5+1.5	1.75	1.75	1.20	3.50	4.30	0.24	0.80	0.99	1.31	4.43	5.45	79	4.35	A	A++	4.62	3.00	908	0.50
	1.5+2.0	1.63	2.17	1.20	3.80	4.50	0.24	0.88	1.04	1.31	4.85	5.75	79	4.32	A	A++	4.61	3.20	972	0.70
	1.5+2.5	1.58	2.63	1.20	4.20	4.60	0.24	1.00	1.10	1.31	5.53	6.06	79	4.18	A	A++	4.60	3.20	972	0.60
	1.5+3.5	1.26	2.94	1.20	4.20	4.70	0.24	0.96	1.12	1.31	5.29	5.92	79	4.37	A	A++	4.63	3.20	968	0.50
	2.0+2.0	2.10	2.10	1.30	4.20	4.60	0.24	0.98	1.08	1.31	5.41	5.93	79	4.28	A	A++	4.64	3.20	966	0.60
	2.0+2.5	1.87	2.33	1.30	4.20	4.70	0.24	0.97	1.09	1.31	5.36	6.00	79	4.32	A	A++	4.60	3.20	973	0.50
	2.0+3.5	1.53	2.67	1.30	4.20	4.80	0.24	0.95	1.09	1.31	5.25	6.00	79	4.41	A	A++	4.60	3.20	974	0.40
	2.5+2.5	2.10	2.10	1.30	4.20	4.70	0.24	0.96	1.08	1.31	5.29	5.92	79	4.37	A	A++	4.60	3.20	974	0.50
	2.5+3.5	1.75	2.45	1.30	4.20	4.80	0.24	0.94	1.08	1.31	5.19	5.94	79	4.46	A	A++	4.61	3.20	971	0.40

Combination tables

Cooling

Outdoor unit	Indoor unit	Cooling capacity (kW)		Total capacity (kW)			Power input (kW)			Total current (A)			Power factor (%)	EER	Energy label	AEC (kWh)	Seasonal data			
		A room	B room	Min.	Nom.	Max.	Min.	Nom.	Max.	Min.	Nom.	Max.					Label	SEER	Pdesign	AEC
2MXM50M2V1B9	1.5	1.50	---	1.40	1.50	2.20	0.31	0.32	0.52	1.53	1.55	2.53	89	---	---	---	---	---	---	---
	2.0	2.00	---	1.40	2.00	2.60	0.31	0.47	0.69	1.53	2.25	3.37	89	---	---	---	---	---	---	---
	2.5	2.50	---	1.40	2.50	3.10	0.31	0.67	0.92	1.53	3.27	4.50	89	---	---	---	---	---	---	---
	3.5	3.50	---	1.40	3.50	4.00	0.31	1.09	1.42	1.53	5.32	6.95	89	---	---	---	---	---	---	---
	4.2	4.20	---	1.40	4.20	4.70	0.31	1.59	1.75	1.53	7.73	8.57	89	---	---	---	---	---	---	---
	5.0	5.00	---	1.60	5.00	5.30	0.33	1.30	1.44	1.64	6.33	7.01	89	---	---	---	---	---	---	---
	1.5+1.5	1.50	1.50	1.60	3.00	3.20	0.33	0.62	0.66	1.64	3.03	3.24	89	4.84	A	310	A+++	8.80	3.00	120
	1.5+2.0	1.50	2.00	1.60	3.50	3.70	0.33	0.76	0.80	1.64	3.71	3.93	89	4.61	A	380	A+++	8.74	3.50	141
	1.5+2.5	1.50	2.50	1.60	4.00	4.20	0.33	0.94	0.99	1.64	4.60	4.83	89	4.25	A	471	A+++	8.64	4.00	162
	1.5+3.5	1.50	3.50	1.60	5.00	5.00	0.33	1.25	1.25	1.64	6.10	6.10	89	4.01	A	624	A+++	8.52	5.00	206
	1.5+4.2	1.32	3.68	1.60	5.00	5.40	0.33	1.23	1.54	1.64	6.04	6.53	89	4.05	A	618	A+++	8.55	5.00	205
	1.5+5.0	1.15	3.85	1.80	5.00	5.50	0.33	1.23	1.68	1.64	5.99	6.59	89	4.08	A	613	A+++	8.50	5.00	206
	2.0+2.0	2.00	2.00	1.80	4.00	5.00	0.33	0.94	1.28	1.64	4.60	5.75	89	4.25	A	471	A+++	8.71	4.00	161
	2.0+2.5	2.00	2.50	1.80	4.50	5.10	0.33	1.07	1.31	1.64	5.23	5.93	89	4.21	A	535	A+++	8.67	4.50	182
	2.0+3.5	1.82	3.18	1.80	5.00	5.40	0.33	1.24	1.49	1.64	6.05	6.54	89	4.04	A	619	A+++	8.54	5.00	205
	2.0+4.2	1.61	3.39	1.80	5.00	5.50	0.33	1.23	1.51	1.64	6.01	6.62	89	4.07	A	615	A+++	8.54	5.00	205
	2.0+5.0	1.43	3.57	1.80	5.00	5.50	0.33	1.22	1.44	1.64	5.95	6.55	89	4.11	A	609	A+++	8.51	5.00	208
	2.5+2.5	2.50	2.50	1.80	5.00	5.30	0.33	1.25	1.42	1.64	6.10	6.47	89	4.01	A	624	A+++	8.53	5.00	205
	2.5+3.5	2.08	2.92	1.80	5.00	5.40	0.33	1.23	1.43	1.64	6.02	6.51	89	4.06	A	616	A+++	8.56	5.00	205
	2.5+4.2	1.87	3.13	1.80	5.00	5.50	0.33	1.22	1.45	1.64	5.98	6.58	89	4.09	A	612	A+++	8.57	5.00	204
	2.5+5.0	1.67	3.33	1.80	5.00	5.50	0.33	1.21	1.38	1.64	5.92	6.52	89	4.13	A	606	A+++	8.52	5.00	206
	3.5+3.5	2.50	2.50	1.80	5.00	5.40	0.33	1.22	1.42	1.64	5.95	6.43	89	4.11	A	609	A+++	8.57	5.00	205
	3.5+4.2	2.27	2.73	1.80	5.00	5.50	0.33	1.21	1.40	1.64	5.90	6.49	89	4.14	A	604	A+++	8.60	5.00	204
	3.5+5.0	2.06	2.94	1.80	5.00	5.50	0.33	1.20	1.34	1.64	5.85	6.44	89	4.18	A	599	A+++	8.52	5.00	206
	4.2+4.2	2.50	2.50	1.80	5.00	5.50	0.33	1.20	1.38	1.64	5.88	6.47	89	4.16	A	601	A+++	8.56	5.00	205

Heating

Outdoor unit	Indoor unit	Heating capacity (kW)		Total capacity (kW)			Power input (kW)			Total current (A)			Power factor (%)	COP	Energy label	Seasonal data				
		A room	B room	Min.	Nom.	Max.	Min.	Nom.	Max.	Min.	Nom.	Max.				Label	SCOP	Pdesign	AEC	Back-up heater capacity at -10°C
w	1.5	2.00	---	1.10	2.00	3.30	0.29	0.68	0.95	1.44	3.31	4.66	89	---	---	---	---	---	---	---
	2.0	3.00	---	1.10	3.00	3.70	0.27	0.82	1.13	1.33	3.99	5.52	89	---	---	---	---	---	---	---
	2.5	3.40	---	1.10	3.40	4.10	0.25	0.99	1.34	1.23	4.81	6.54	89	---	---	---	---	---	---	---
	3.5	4.00	---	1.10	4.00	4.60	0.25	1.24	1.53	1.23	6.03	7.46	89	---	---	---	---	---	---	---
	4.2	4.60	---	1.10	4.60	5.00	0.23	1.49	1.81	1.12	7.27	8.85	89	---	---	---	---	---	---	---
	5.0	5.50	---	1.20	5.50	5.60	0.23	1.35	1.51	1.12	6.56	9.01	89	---	---	---	---	---	---	---
	1.5+1.5	2.00	2.00	1.20	4.00	4.54	0.23	0.87	0.99	1.12	4.27	4.85	89	4.58	A	A++	4.79	3.30	965	0.50
	1.5+2.0	1.89	2.51	1.20	4.40	4.89	0.23	1.02	1.13	1.12	4.97	5.53	89	4.33	A	A++	4.66	3.80	1140	0.80
	1.5+2.5	1.80	3.00	1.20	4.80	5.19	0.23	1.18	1.27	1.12	5.75	6.22	89	4.08	A	A++	4.64	3.80	1146	0.60
	1.5+3.5	1.56	3.64	1.20	5.20	5.70	0.25	1.28	1.40	1.23	6.25	6.86	89	4.07	A	A++	4.61	4.00	1214	0.60
	1.5+4.2	1.47	4.13	1.20	5.60	5.96	0.25	1.37	1.46	1.23	6.71	7.15	89	4.08	A	A++	4.62	4.10	1241	0.70
	1.5+5.0	1.29	4.31	1.20	5.60	6.16	0.25	1.37	1.50	1.23	6.68	7.35	89	4.10	A	A++	4.63	4.20	1269	0.80
	2.0+2.0	2.60	2.60	1.20	5.20	5.70	0.23	1.27	1.40	1.12	6.22	6.82	89	4.09	A	A++	4.61	4.00	1214	0.60
	2.0+2.5	2.49	3.11	1.20	5.60	5.80	0.23	1.37	1.42	1.12	6.68	6.92	89	4.10	A	A++	4.61	4.10	1244	0.70
	2.0+3.5	2.04	3.56	1.20	5.60	5.90	0.25	1.36	1.43	1.23	6.65	7.01	89	4.12	A	A++	4.61	4.20	1275	0.80
	2.0+4.2	1.81	3.79	1.20	5.60	6.00	0.25	1.36	1.46	1.23	6.63	7.11	89	4.13	A	A++	4.63	4.20	1268	0.80
	2.0+5.0	1.60	4.00	1.20	5.60	6.20	0.25	1.35	1.50	1.23	6.60	7.31	89	4.15	A	A++	4.68	4.20	1255	0.80
	2.5+2.5	2.80	2.80	1.20	5.60	5.80	0.23	1.37	1.42	1.12	6.71	6.95	89	4.08	A	A++	4.61	4.20	1275	0.80
	2.5+3.5	2.33	3.27	1.20	5.60	6.00	0.25	1.38	1.48	1.23	6.76	7.25	89	4.05	A	A++	4.62	4.20	1272	0.80
	2.5+4.2	2.09	3.51	1.20	5.60	6.10	0.25	1.39	1.51	1.23	6.79	7.40	89	4.03	A	A++	4.65	4.20	1265	0.80
	2.5+5.0	1.87	3.73	1.30	5.60	6.30	0.25	1.41	1.58	1.23	6.88	7.74	89	3.98	A	A++	4.71	4.20	1249	0.80
	3.5+3.5	2.80	2.80	1.30	5.60	6.10	0.25	1.40	1.52	1.23	6.83	7.44	89	4.01	A	A++	4.66	4.20	1262	0.80
	3.5+4.2	2.55	3.05	1.30	5.60	6.20	0.25	1.40	1.55	1.23	6.84	7.58	89	4.00	A	A++	4.67	4.20	1258	0.80
	3.5+5.0	2.31	3.29	1.30	5.60	6.40	0.25	1.42	1.63	1.23	6.95	7.95	89	3.94	A	A++	4.75	4.20	1238	0.80
	4.2+4.2	2.80	2.80	1.30	5.60	6.30	0.25	1.41	1.58	1.23	6.88	7.74	89	3.98	A	A++	4.70	4.20	1251	0.80

Combination tables

Cooling

Outdoor unit	Indoor unit	Cooling capacity (kW)			Total capacity (kW)			Power input (kW)			Total current (A)			Power factor (%)	EER	Energy label	AEC (kWh)	Seasonal data			
		A room	B room	C room	Min.	Nom.	Max.	Min.	Nom.	Max.	Min.	Nom.	Max.					Label	SEER	Pdesign	AEC
3MXM40N2V1B	1.50	1.50	---	---	1.40	1.50	2.20	0.32	0.35	0.46	1.52	1.63	2.2	91	---	---	---	---	---	---	---
	2.00	2.00	---	---	1.40	2.00	2.90	0.32	0.48	0.71	1.52	2.28	3.4	91	---	---	---	---	---	---	---
	2.50	2.50	---	---	1.40	2.50	3.10	0.32	0.64	0.82	1.52	3.05	3.9	91	---	---	---	---	---	---	---
	3.50	3.50	---	---	1.40	3.50	4.10	0.32	0.98	1.19	1.52	4.68	5.7	91	---	---	---	---	---	---	---
	1.5+1.5	1.50	1.50	---	1.60	3.00	4.20	0.34	0.59	1.14	1.63	2.82	5.44	91	5.12	A	293	A+++	8.64	3.00	122
	1.5+2.0	1.50	2.00	---	1.60	3.50	4.20	0.34	0.71	1.12	1.63	3.40	5.33	91	4.96	A	353	A+++	8.59	3.50	143
	1.5+2.5	1.50	2.50	---	1.60	4.00	4.20	0.34	0.86	1.10	1.63	4.11	5.33	91	4.68	A	427	A+++	8.51	4.00	164
	1.5+3.5	1.20	2.80	---	1.60	4.00	4.20	0.34	0.85	1.08	1.63	4.07	5.33	91	4.72	A	424	A+++	8.50	4.00	165
	2.0+2.0	2.00	2.00	---	1.60	4.00	4.50	0.34	0.84	1.09	1.63	4.02	5.22	91	4.76	A	420	A+++	8.52	4.00	165
	2.0+2.5	1.78	2.22	---	1.60	4.00	4.50	0.34	0.83	1.07	1.63	3.97	5.22	91	4.82	A	415	A+++	8.52	4.00	165
	2.0+3.5	1.45	2.55	---	1.60	4.00	4.50	0.34	0.83	1.03	1.63	3.97	5.22	91	4.86	A	412	A+++	8.50	4.00	165
	2.5+2.5	2.00	2.00	---	1.60	4.00	4.50	0.34	0.83	1.05	1.63	3.97	5.22	91	4.84	A	413	A+++	8.51	4.00	165
	2.5+3.5	1.67	2.33	---	1.60	4.00	4.50	0.34	0.82	1.01	1.63	3.92	5.22	91	4.88	A	410	A+++	8.50	4.00	165
	3.5+3.5	2.00	2.00	---	1.60	4.00	4.50	0.34	0.82	0.99	1.63	3.92	5.11	91	4.92	A	407	A+++	8.50	4.00	165
	1.5+1.5+1.5	1.33	1.33	1.33	1.70	4.00	4.60	0.36	0.78	0.98	1.74	3.73	4.68	91	5.18	A	386	A+++	8.55	4.00	164
	1.5+1.5+2.0	1.20	1.20	1.60	1.70	4.00	4.60	0.36	0.77	0.96	1.74	3.68	4.68	91	5.20	A	385	A+++	8.55	4.00	164
	1.5+1.5+2.5	1.09	1.09	1.82	1.70	4.00	4.60	0.36	0.77	0.94	1.74	3.68	4.68	91	5.22	A	383	A+++	8.54	4.00	164
	1.5+1.5+3.5	0.92	0.92	2.15	1.70	4.00	4.60	0.36	0.76	0.90	1.74	3.64	4.68	91	5.26	A	380	A+++	8.53	4.00	165
	1.5+2.0+2.0	1.09	1.45	1.45	1.70	4.00	4.60	0.36	0.77	0.92	1.74	3.68	4.68	91	5.25	A	381	A+++	8.53	4.00	164
	1.5+2.0+2.5	1.00	1.33	1.67	1.70	4.00	4.60	0.36	0.76	0.91	1.74	3.64	4.68	91	5.29	A	378	A+++	8.54	4.00	164
	1.5+2.0+3.5	0.86	1.14	2.00	1.70	4.00	4.60	0.36	0.76	0.89	1.74	3.64	4.68	91	5.31	A	377	A+++	8.53	4.00	165
	1.5+2.5+2.5	0.92	1.54	1.54	1.70	4.00	4.60	0.36	0.76	0.87	1.74	3.64	4.68	91	5.27	A	380	A+++	8.53	4.00	165
	2.0+2.0+2.0	1.33	1.33	1.33	1.70	4.00	4.60	0.36	0.76	0.85	1.74	3.64	4.68	91	5.30	A	3.77	A+++	8.52	4.00	214
	2.0+2.0+2.5	1.23	1.23	1.54	1.70	4.00	4.60	0.36	0.76	0.83	1.74	3.64	4.68	91	5.32	A	376	A+++	8.51	4.00	165
	2.0+2.5+2.5	1.14	1.43	1.43	1.70	4.00	4.60	0.36	0.75	0.81	1.74	3.59	4.68	91	5.35	A	374	A+++	8.50	4.00	165

Heating

Outdoor unit	Indoor unit	Cooling capacity (kW)			Total capacity (kW)			Power input (kW)			Total current (A)			Power factor (%)	COP	ENERGY LABEL	Seasonal data				
		A room	B room	C room	Min.	Nom.	Max.	Min.	Nom.	Max.	Min.	Nom.	Max.				label	SCOP	Pdesign	AEC	Back-up heater capacity at -10°C
3MXM40N2V1B	1.50	2.30	---	---	1.10	2.30	3.30	0.30	0.60	0.82	1.38	2.77	3.83	93	---	---	---	---	---	---	---
	2.00	2.70	---	---	1.10	2.70	3.70	0.30	0.76	1.23	1.38	3.51	5.75	93	---	---	---	---	---	---	---
	2.50	3.40	---	---	1.10	3.40	4.10	0.30	1.01	1.28	1.38	4.68	5.96	93	---	---	---	---	---	---	---
	3.50	4.20	---	---	1.10	4.20	4.80	0.30	1.42	1.71	1.38	6.60	7.98	93	---	---	---	---	---	---	---
	1.5+1.5	1.80	1.80	---	1.20	3.60	5.00	0.32	0.69	1.30	1.49	3.23	6.07	93	5.25	A	A++	4.60	3.60	1096	0.50
	1.5+2.0	1.54	2.06	---	1.20	3.60	5.00	0.32	0.69	1.28	1.49	3.23	5.96	93	5.29	A	A++	4.62	3.60	1091	0.50
	1.5+2.5	1.50	2.50	---	1.20	4.00	5.00	0.32	0.86	1.26	1.49	4.03	5.96	93	4.68	A	A+	4.39	4.20	1338	0.70
	1.5+3.5	1.38	3.22	---	1.20	4.60	5.00	0.32	0.98	1.22	1.49	4.59	5.96	93	4.72	A	A+	4.28	4.80	1570	0.80
	2.0+2.0	2.30	2.30	---	1.20	4.60	5.00	0.32	0.97	1.25	1.49	4.54	5.85	93	4.76	A	A+	4.24	4.80	1582	0.90
	2.0+2.5	2.04	2.56	---	1.20	4.60	5.00	0.32	0.98	1.23	1.49	4.59	5.85	93	4.72	A	A+	4.27	4.80	1572	0.90
	2.0+3.5	1.67	2.93	---	1.20	4.60	5.00	0.32	0.97	1.19	1.49	4.54	5.85	93	4.76	A	A+	4.30	4.80	1560	0.80
	2.5+2.5	2.30	2.30	---	1.20	4.60	5.00	0.32	0.96	1.21	1.49	4.49	5.85	93	4.84	A	A+	4.34	4.80	1548	0.90
	2.5+3.5	1.92	2.68	---	1.20	4.60	5.00	0.32	0.95	1.17	1.49	4.45	5.85	93	4.88	A	A+	4.37	4.80	1537	0.80
	3.5+3.5	2.30	2.30	---	1.20	4.60	5.00	0.32	0.94	1.15	1.49	4.40	5.75	93	4.92	A	A+	4.38	5.00	1598	0.90
	1.5+1.5+1.5	1.53	1.53	1.53	1.30	4.60	5.10	0.32	0.89	1.02	1.49	4.17	4.79	93	5.18	A	A++	4.65	5.00	1505	0.90
	1.5+1.5+2.0	1.38	1.38	1.84	1.30	4.60	5.10	0.32	0.89	1.01	1.49	4.17	4.72	93	5.2	A	A++	4.63	5.00	1511	0.90
	1.5+1.5+2.5	1.25	1.25	2.09	1.30	4.60	5.10	0.32	0.89	0.99	1.49	4.17	4.63	93	5.22	A	A++	4.61	5.00	1517	0.90
	1.5+1.5+3.5	1.06	1.06	2.48	1.30	4.60	5.10	0.32	0.88	0.97	1.49	4.12	4.53	93	5.26	A	A++	4.61	5.00	1518	0.90
	1.5+2.0+2.0	1.25	1.67	1.67	1.30	4.60	5.10	0.32	0.88	0.95	1.49	4.12	4.44	93	5.25	A	A++	4.60	5.00	1520	0.90
	1.5+2.0+2.5	1.15	1.53	1.92	1.30	4.60	5.10	0.32	0.87	0.93	1.49	4.07	4.35	93	5.29	A	A++	4.60	5.00	1521	0.90
	1.5+2.0+3.5	0.99	1.31	2.30	1.30	4.60	5.10	0.32	0.87	0.91	1.49	4.07	4.25	93	5.31	A	A++	4.62	5.00	1515	0.90
	1.5+2.5+2.5	1.06	1.77	1.77	1.30	4.60	5.10	0.32	0.88	0.87	1.49	4.12	4.07	93	5.27	A	A++	4.62	5.00	1513	0.90
	2.0+2.0+2.0	1.53	1.53	1.53	1.30	4.60	5.10	0.32	0.87	0.89	1.49	4.07	4.16	93	5.3	A	A++	4.60	5.00	1521	0.90
	2.0+2.0+2.5	1.42	1.42	1.77	1.30	4.60	5.10	0.32	0.87	0.86	1.49	4.07	4.02	93	5.32	A	A++	4.62	5.00	1515	0.90
	2.0+2.5+2.5	1.31	1.64	1.64	1.30	4.60	5.10	0.32	0.86	0.84	1.49	4.03	3.93	93	5.35	A	A++	4.63	5.00	1512	0.90

Combination tables

Cooling

Outdoor unit	Indoor unit	Cooling capacity (kW)			Total capacity (kW)			Power input (kW)			Total current (A)			Power factor (%)	EER	Energy label	AEC (kWh)	Seasonal data			
		A room	B room		Min.	Nom.	Max.	Min.	Nom.	Max.	Min.	Nom.	Max.					Label	SEER	Pdesign	AEC
3MXM52N2V1B	1.5	1.50	---	---	1.40	1.50	2.40	0.34	0.36	0.63	1.50	1.62	2.86	96	---	---	---	---	---	---	---
	2.0	2.00	---	---	1.60	2.00	3.00	0.36	0.48	0.78	1.60	2.17	3.51	96	---	---	---	---	---	---	---
	2.5	2.50	---	---	1.60	2.50	3.20	0.36	0.64	0.87	1.62	2.89	3.92	96	---	---	---	---	---	---	---
	3.5	3.50	---	---	1.60	3.50	4.20	0.37	0.98	1.30	1.63	4.43	5.88	96	---	---	---	---	---	---	---
	4.2	4.20	---	---	1.60	4.20	4.60	0.37	1.21	1.49	1.63	5.47	6.70	96	---	---	---	---	---	---	---
	5.0	---	5.00	---	1.60	5.00	5.40	0.35	1.76	2.03	1.55	7.94	9.18	96	---	---	---	---	---	---	---
	1.5+1.5	1.50	1.50	---	1.70	3.00	4.70	0.35	0.55	1.32	1.55	2.50	5.98	96	5.48	A	274	A+++	8.64	3.00	122
	1.5+2.0	1.50	2.00	---	1.70	3.50	4.70	0.35	0.66	1.30	1.55	2.99	5.88	96	5.31	A	330	A+++	8.60	3.50	143
	1.5+2.5	1.50	2.50	---	1.70	4.00	5.00	0.35	0.78	1.92	1.55	3.54	8.66	96	5.16	A	388	A+++	8.54	4.00	164
	1.5+3.5	1.50	3.50	---	1.70	5.00	6.00	0.35	1.06	2.17	1.55	4.81	9.80	96	4.75	A	527	A+++	8.51	5.00	206
	1.5+4.2	1.37	3.83	---	1.70	5.20	6.10	0.35	1.10	2.26	1.55	4.99	10.21	96	4.74	A	549	A+++	8.51	5.20	214
	1.5+5.0	1.20	4.00	---	1.70	5.20	6.30	0.35	1.10	2.28	1.55	4.99	10.31	96	4.77	A	546	A+++	8.50	5.20	215
	2.0+2.0	2.00	2.00	---	1.70	4.00	6.00	0.35	0.85	2.25	1.55	3.85	10.16	96	4.72	A	424	A+++	8.52	4.00	165
	2.0+2.5	2.00	2.50	---	1.70	4.50	6.20	0.35	0.95	2.21	1.55	4.31	9.99	96	4.74	A	475	A+++	8.50	4.50	186
	2.0+3.5	1.89	3.31	---	1.70	5.20	6.30	0.35	1.10	2.30	1.55	4.99	10.38	96	4.76	A	547	A+++	8.53	5.20	214
	2.0+4.2	1.68	3.52	---	1.70	5.20	6.30	0.35	1.09	2.25	1.55	4.94	10.18	96	4.78	A	544	A+++	8.52	5.20	214
	2.0+5.0	1.49	3.71	---	1.70	5.20	6.50	0.35	1.09	2.19	1.55	4.94	9.89	96	4.80	A	542	A+++	8.51	5.20	214
	2.5+2.5	2.50	2.50	---	1.70	5.00	6.30	0.35	1.04	2.34	1.55	4.72	10.59	96	4.85	A	516	A+++	8.59	5.00	204
	2.5+3.5	2.17	3.03	---	1.70	5.20	6.30	0.35	1.09	2.28	1.55	4.94	10.31	96	4.78	A	544	A+++	8.58	5.20	213
	2.5+4.2	1.94	3.26	---	1.70	5.20	6.40	0.35	1.09	2.30	1.55	4.94	10.41	96	4.80	A	542	A+++	8.56	5.20	213
	2.5+5.0	1.73	3.47	---	1.70	5.20	6.50	0.35	1.06	2.14	1.55	4.81	9.68	96	4.92	A	529	A+++	8.53	5.20	214
	3.5+3.5	2.60	2.60	---	1.70	5.20	6.40	0.35	1.08	2.28	1.55	4.90	10.31	96	4.82	A	540	A+++	8.57	5.20	213
	3.5+4.2	2.36	2.84	---	1.70	5.20	6.40	0.35	1.08	2.26	1.55	4.90	10.21	96	4.83	A	539	A+++	8.55	5.20	213
	3.5+5.0	2.14	3.06	---	1.70	5.20	6.60	0.35	1.06	2.19	1.55	4.81	9.89	96	4.94	A	527	A+++	8.50	5.20	215
	4.2+4.2	2.60	2.60	---	1.70	5.20	6.50	0.35	1.07	2.24	1.55	4.85	10.11	96	4.88	A	533	A+++	8.54	5.20	213
	1.5+1.5+1.5	1.50	1.50	1.50	1.80	4.50	6.70	0.37	0.90	2.28	1.65	4.08	10.30	96	5.00	A	450	A+++	8.58	4.50	184
	1.5+1.5+2.0	1.50	1.50	2.00	1.80	5.00	6.70	0.37	1.06	2.26	1.65	4.81	10.20	96	4.76	A	526	A+++	8.51	5.20	214
	1.5+1.5+2.5	1.42	1.42	2.36	1.80	5.20	6.70	0.37	1.09	2.23	1.65	4.94	10.10	96	4.78	A	544	A+++	8.50	5.20	215
	1.5+1.5+3.5	1.20	1.20	2.80	1.90	5.20	6.80	0.37	1.09	2.28	1.65	4.94	10.30	96	4.81	A	541	A+++	8.50	5.20	215
	1.5+1.5+4.2	1.08	1.08	3.03	1.90	5.20	6.80	0.37	1.08	2.26	1.65	4.90	10.20	96	4.83	A	539	A+++	8.50	5.20	215
	1.5+1.5+5.0	0.98	0.98	3.25	2.00	5.20	7.10	0.35	1.05	2.17	1.55	4.76	9.80	96	4.98	A	523	A++	8.24	5.20	221
	1.5+2.0+2.0	1.42	1.89	1.89	1.80	5.20	6.70	0.37	1.10	2.21	1.65	4.99	10.00	96	4.77	A	546	A+++	8.50	5.20	215
	1.5+2.0+2.5	1.30	1.73	2.17	1.80	5.20	6.70	0.37	1.09	2.19	1.65	4.94	9.90	96	4.79	A	543	A+++	8.50	5.20	215
	1.5+2.0+3.5	1.11	1.49	2.60	1.90	5.20	6.80	0.37	1.08	2.23	1.65	4.90	10.10	96	4.82	A	540	A+++	8.50	5.20	215
	1.5+2.0+4.2	1.01	1.35	2.84	1.90	5.20	6.80	0.37	1.08	2.19	1.65	4.90	9.90	96	4.84	A	538	A+++	8.50	5.20	215
	1.5+2.0+5.0	0.92	1.22	3.06	2.00	5.20	7.20	0.35	1.04	2.15	1.55	4.72	9.70	96	5.01	A	519	A++	8.24	5.20	221
	1.5+2.5+2.5	1.20	2.00	2.00	1.80	5.20	6.70	0.37	1.09	2.17	1.65	4.94	9.80	96	4.81	A	541	A+++	8.52	5.20	214
	1.5+2.5+3.5	1.04	1.73	2.43	1.90	5.20	6.80	0.37	1.08	2.21	1.65	4.90	10.00	96	4.85	A	537	A+++	8.51	5.20	214
	1.5+2.5+4.2	0.95	1.59	2.66	1.90	5.20	6.80	0.37	1.07	2.19	1.65	4.85	9.90	96	4.87	A	534	A+++	8.50	5.20	214
	1.5+2.5+5.0	0.87	1.44	2.89	2.00	5.20	7.30	0.35	1.04	2.17	1.55	4.72	9.80	96	5.03	A	517	A++	8.17	5.20	223
	1.5+3.5+3.5	0.92	2.14	2.14	1.80	5.20	7.30	0.37	1.07	2.15	1.65	4.85	9.70	96	4.89	A	532	A+++	8.50	5.20	215
	2.0+2.0+2.0	1.73	1.73	1.73	1.80	5.20	7.00	0.37	1.07	2.22	1.65	4.85	10.05	96	4.87	A	534	A+++	8.51	5.20	214
	2.0+2.0+2.5	1.60	1.60	2.00	1.80	5.20	7.00	0.37	1.06	2.21	1.65	4.81	10.00	96	4.94	A	527	A+++	8.51	5.20	214
	2.0+2.0+3.5	1.39	1.39	2.43	1.90	5.20	7.20	0.39	1.05	2.17	1.75	4.76	9.80	96	4.96	A	525	A+++	8.50	5.20	214
	2.0+2.0+4.2	1.27	1.27	2.66	1.90	5.20	7.20	0.39	1.04	2.15	1.75	4.72	9.70	96	5.00	A	520	A+++	8.50	5.20	214
	2.0+2.0+5.0	1.16	1.16	2.89	2.00	5.20	7.30	0.37	1.03	2.19	1.65	4.67	9.91	96	5.05	A	515	A++	8.14	5.20	224
	2.0+2.5+2.5	1.49	1.86	1.86	1.80	5.20	7.10	0.39	1.05	2.12	1.75	4.76	9.60	96	4.98	A	523	A+++	8.51	5.20	214
	2.0+2.5+3.5	1.30	1.63	2.28	1.90	5.20	7.20	0.39	1.04	2.15	1.75	4.72	9.70	96	5.01	A	519	A+++	8.50	5.20	215
	2.0+2.5+4.2	1.20	1.49	2.51	1.90	5.20	7.20	0.39	1.04	2.14	1.75	4.72	9.65	96	5.03	A	517	A+++	8.50	5.20	214
	2.0+3.5+3.5	1.16	2.02	2.02	1.90	5.20	7.30	0.39	1.04	2.15	1.75	4.72	9.70	96	5.02	A	518	A+++	8.50	5.20	215
	2.5+2.5+2.5	1.73	1.73	1.73	1.90	5.20	7.10	0.39	1.04	2.19	1.75	4.72	9.90	96	5.00	A	520	A+++	8.50	5.20	215
	2.5+2.5+3.5	1.53	1.53	2.14	1.90	5.20	7.20	0.39	1.04	2.16	1.75	4.72	9.75	96	5.02	A	518	A+++	8.50	5.20	215

Combination tables

Heating

Outdoor unit	Indoor unit	Cooling capacity (kW)			Total capacity (kW)			Power input (kW)			Total current (A)			Power factor (%)	COP	ENERGY LABEL	Seasonal data				
		A room	B room	C room	Min.	Nom.	Max.	Min.	Nom.	Max.	Min.	Nom.	Max.				label	SCOP	Pdesign	AEC	Back-up heater capacity at -10°C
3MXM52N2V1B	1.5	0.23	---	---	1.10	2.30	3.40	0.30	0.57	1.09	1.34	2.55	4.94	96	---	---	---	---	---	---	---
	2.0	0.27	---	---	1.10	2.70	3.80	0.30	0.76	1.27	1.34	3.40	5.75	96	---	---	---	---	---	---	---
	2.5	0.34	---	---	1.10	3.40	4.20	0.30	1.01	1.36	1.34	4.54	6.16	96	---	---	---	---	---	---	---
	3.5	0.42	---	---	1.10	4.20	4.80	0.30	1.42	1.74	1.34	6.39	7.88	96	---	---	---	---	---	---	---
	4.2	0.48	---	---	1.10	4.80	5.60	0.30	1.62	2.03	1.34	7.32	9.18	96	---	---	---	---	---	---	---
	5.0	---	0.58	---	1.10	5.80	6.80	0.30	2.17	2.58	1.34	9.80	11.68	96	---	---	---	---	---	---	---
	1.5+1.5	0.18	0.18	---	1.20	3.60	5.80	0.32	0.67	1.62	1.44	3.04	7.34	96	5.42	A	A++	4.60	3.60	1095	0.5
	1.5+2.0	0.17	0.23	---	1.20	4.00	5.80	0.32	0.77	1.60	1.44	3.49	7.25	96	5.21	A	A++	4.65	3.60	1084	0.5
	1.5+2.5	0.17	0.28	---	1.20	4.50	6.90	0.32	0.91	2.06	1.44	4.13	9.33	96	4.96	A	A+	4.44	4.20	1325	0.7
	1.5+3.5	0.17	0.39	---	1.20	5.50	7.00	0.32	1.22	2.25	1.44	5.53	10.19	96	4.53	A	A+	4.30	4.80	1562	0.8
	1.5+4.2	0.16	0.44	---	1.20	6.00	7.00	0.32	1.42	2.23	1.44	6.44	10.10	96	4.24	A	A+	4.34	4.80	1546	0.8
	1.5+5.0	0.16	0.52	---	1.30	6.80	7.20	0.32	1.58	2.30	1.44	7.16	10.42	96	4.33	A	A+	4.47	4.80	1501	0.7
	2.0+2.0	0.34	0.34	---	1.20	6.80	7.00	0.32	1.59	2.26	1.44	7.21	10.24	96	4.28	A	A+	4.27	4.80	1573	0.9
	2.0+2.5	0.30	0.38	---	1.20	6.80	7.00	0.32	1.58	2.25	1.44	7.16	10.19	96	4.32	A	A+	4.30	4.80	1563	0.9
	2.0+3.5	0.25	0.43	---	1.20	6.80	7.10	0.32	1.57	2.26	1.44	7.12	10.24	96	4.34	A	A+	4.33	4.80	1552	0.8
	2.0+4.2	0.22	0.46	---	1.20	6.80	7.10	0.32	1.56	2.24	1.44	7.07	10.14	96	4.36	A	A+	4.36	4.80	1541	0.8
	2.0+5.0	0.19	0.49	---	1.40	6.80	7.20	0.32	1.53	2.28	1.44	6.93	10.32	96	4.46	A	A+	4.50	4.80	1492	0.7
	2.5+2.5	0.34	0.34	---	1.20	6.80	7.00	0.32	1.53	2.23	1.44	6.93	10.10	96	4.45	A	A+	4.38	4.80	1533	0.9
	2.5+3.5	0.28	0.40	---	1.30	6.80	7.20	0.32	1.53	2.35	1.44	6.93	10.64	96	4.46	A	A+	4.41	4.80	1523	0.8
	2.5+4.2	0.25	0.43	---	1.30	6.80	7.20	0.32	1.52	2.33	1.44	6.89	10.55	96	4.48	A	A+	4.45	4.80	1508	0.8
	2.5+5.0	0.23	0.45	---	1.40	6.80	7.40	0.32	1.50	2.33	1.44	6.80	10.52	96	4.54	A	A+	4.53	4.80	1482	0.7
	3.5+3.5	0.34	0.34	---	1.40	6.80	7.30	0.32	1.52	2.38	1.44	6.89	10.78	96	4.50	A	A+	4.40	5.00	1590	0.9
	3.5+4.2	0.31	0.37	---	1.40	6.80	7.30	0.32	1.51	2.36	1.44	6.84	10.69	96	4.52	A	A+	4.43	5.00	1579	0.9
	3.5+5.0	0.28	0.40	---	1.45	6.80	7.50	0.32	1.50	2.30	1.44	6.80	10.42	96	4.56	A	A+	4.52	5.00	1548	0.8
	4.2+4.2	0.34	0.34	---	1.40	6.80	7.30	0.32	1.50	2.35	1.44	6.80	10.62	96	4.55	A	A+	4.46	5.00	1569	0.9
	1.5+1.5+1.5	0.23	0.23	0.23	1.30	6.80	8.00	0.32	1.40	2.12	1.44	6.35	9.60	96	4.87	A	A++	4.60	5.00	1522	0.9
	1.5+1.5+2.0	0.20	0.20	0.27	1.30	6.80	8.00	0.32	1.40	2.10	1.44	6.35	9.51	96	4.88	A	A++	4.61	5.00	1517	0.9
	1.5+1.5+2.5	0.19	0.19	0.31	1.30	6.80	8.00	0.32	1.39	2.08	1.44	6.30	9.42	96	4.91	A	A++	4.63	5.00	1512	0.9
	1.5+1.5+3.5	0.16	0.16	0.37	1.40	6.80	8.10	0.32	1.38	2.13	1.44	6.25	9.65	96	4.94	A	A++	4.65	5.00	1506	0.9
	1.5+1.5+4.2	0.14	0.14	0.40	1.40	6.80	8.10	0.32	1.38	2.11	1.44	6.25	9.56	96	4.96	A	A++	4.66	5.00	1500	0.9
	1.5+1.5+5.0	0.13	0.13	0.43	1.60	6.80	8.30	0.32	1.32	2.09	1.44	5.98	9.47	96	5.18	A	A++	4.83	5.00	1448	0.8
	1.5+2.0+2.0	0.19	0.25	0.25	1.30	6.80	8.00	0.32	1.39	2.14	1.44	6.30	9.69	96	4.90	A	A++	4.62	5.00	1515	0.9
	1.5+2.0+2.5	0.17	0.23	0.28	1.30	6.80	8.00	0.32	1.38	2.12	1.44	6.25	9.60	96	4.93	A	A++	4.64	5.00	1509	0.9
	1.5+2.0+3.5	0.15	0.19	0.34	1.40	6.80	8.10	0.32	1.37	2.16	1.44	6.21	9.78	96	4.97	A	A++	4.65	5.00	1503	0.9
	1.5+2.0+4.2	0.13	0.18	0.37	1.40	6.80	8.10	0.32	1.36	2.14	1.44	6.16	9.69	96	5.00	A	A++	4.67	5.00	1498	0.9
	1.5+2.0+5.0	0.12	0.16	0.40	1.60	6.80	8.30	0.32	1.31	2.07	1.44	5.94	9.38	96	5.22	A	A++	4.85	5.00	1443	0.8
	1.5+2.5+2.5	0.16	0.26	0.26	1.30	6.80	8.00	0.32	1.38	2.12	1.44	6.25	9.60	96	4.95	A	A++	4.64	5.00	1507	0.9
	1.5+2.5+3.5	0.14	0.23	0.32	1.40	6.80	8.10	0.32	1.37	2.13	1.44	6.21	9.65	96	4.99	A	A++	4.66	5.00	1501	0.9
	1.5+2.5+4.2	0.12	0.21	0.35	1.40	6.80	8.10	0.32	1.36	2.11	1.44	6.16	9.56	96	5.01	A	A++	4.68	5.00	1495	0.9
	1.5+2.5+5.0	0.11	0.19	0.38	1.60	6.80	8.30	0.32	1.30	2.09	1.44	5.89	9.47	96	5.26	A	A++	4.86	5.00	1438	0.8
	1.5+3.5+3.5	0.12	0.28	0.28	1.30	6.80	8.20	0.32	1.36	2.14	1.44	6.16	9.69	96	5.02	A	A++	4.70	5.00	1489	0.9
	2.0+2.0+2.0	0.23	0.23	0.23	1.30	6.80	8.00	0.32	1.39	2.13	1.44	6.30	9.65	96	4.91	A	A++	4.61	5.00	1516	0.9
	2.0+2.0+2.5	0.21	0.21	0.26	1.30	6.80	8.00	0.32	1.38	2.11	1.44	6.25	9.56	96	4.95	A	A++	4.63	5.00	1510	0.9
	2.0+2.0+3.5	0.18	0.18	0.32	1.40	6.80	8.10	0.32	1.37	2.12	1.44	6.21	9.60	96	4.98	A	A++	4.66	5.00	1501	0.9
	2.0+2.0+4.2	0.17	0.17	0.35	1.40	6.80	8.10	0.32	1.36	2.10	1.44	6.16	9.51	96	5.01	A	A++	4.68	5.00	1496	0.9
	2.0+2.0+5.0	0.15	0.15	0.38	1.60	6.80	8.30	0.32	1.29	2.08	1.44	5.85	9.42	96	5.30	A	A++	4.88	5.00	1434	0.8
	2.0+2.5+2.5	0.19	0.24	0.24	1.30	6.80	8.00	0.32	1.37	2.09	1.44	6.21	9.47	96	4.99	A	A++	4.64	5.00	1508	0.9
	2.0+2.5+3.5	0.17	0.21	0.30	1.50	6.80	8.10	0.32	1.36	2.11	1.44	6.16	9.56	96	5.03	A	A++	4.67	5.00	1499	0.9
	2.0+2.5+4.2	0.16	0.20	0.33	1.50	6.80	8.10	0.32	1.35	2.11	1.44	6.12	9.56	96	5.07	A	A++	4.68	5.00	1493	0.9
	2.0+3.5+3.5	0.15	0.26	0.26	1.50	6.80	8.20	0.32	1.35	2.15	1.44	6.12	9.74	96	5.05	A	A++	4.68	5.00	1496	0.9
	2.5+2.5+2.5	0.23	0.23	0.23	1.40	6.80	8.00	0.32	1.36	2.07	1.44	6.16	9.38	96	5.02	A	A++	4.65	5.00	1505	0.9
	2.5+2.5+3.5	0.20	0.20	0.28	1.50	6.80	8.10	0.32	1.35	2.09	1.44	6.12	9.47	96	5.05	A	A++	4.68	5.00	1496	0.9

Combination tables

Cooling

Outdoor unit	Indoor unit	Cooling capacity (kW)			Total capacity (kW)			Power input (kW)			Total current (A)			Power factor (%)	EER	Energy label	AEC (kWh)	Seasonal data			
		A room	B room		Min.	Nom.	Max.	Min.	Nom.	Max.	Min.	Nom.	Max.					Label	SEER	Pdesign	AEC
3MXM68N2V1B	1.5	1.60	---	---	1.52	1.60	2.49	0.40	0.42	0.59	1.82	1.98	2.71	95	---	---	---	---	---	---	---
	2.0	2.00	---	---	1.66	2.00	2.68	0.42	0.43	0.60	1.91	2.08	2.75	95	---	---	---	---	---	---	---
	2.5	2.50	---	---	1.74	2.50	3.44	0.44	0.44	0.82	2.00	2.62	3.77	95	---	---	---	---	---	---	---
	3.5	3.50	---	---	1.93	3.50	4.86	0.46	0.46	1.43	2.09	3.84	6.53	95	---	---	---	---	---	---	---
	4.2	---	---	4.20	1.93	4.20	5.33	0.46	0.46	1.44	2.09	3.93	6.57	95	---	---	---	---	---	---	---
	5.0	---	---	5.00	1.94	5.00	6.03	0.44	0.44	2.13	2.00	7.20	9.77	95	---	---	---	---	---	---	---
	6.0	---	---	6.00	1.94	6.00	6.51	0.44	0.44	2.13	2.00	7.29	9.77	95	---	---	---	---	---	---	---
	1.5+1.5	1.50	1.50	---	1.95	3.00	4.79	0.40	0.51	1.15	1.81	2.34	5.25	95	5.96	A	255	A++	7.29	3.00	144
	1.5+2.0	1.50	2.00	---	1.95	3.50	4.96	0.40	0.62	1.22	1.81	2.84	5.58	95	5.66	A	310	A++	7.53	3.50	163
	1.5+2.5	1.50	2.50	---	1.95	4.00	5.28	0.40	0.75	1.36	1.81	3.44	6.23	95	5.36	A	375	A++	7.75	4.00	181
	1.5+3.5	1.50	3.50	---	1.95	5.00	6.17	0.39	1.04	1.83	1.77	4.76	8.39	95	4.81	A	520	A++	7.80	5.00	225
	1.5+4.2	1.50	4.20	---	1.95	5.70	6.39	0.39	1.27	1.96	1.77	5.82	8.96	95	4.51	A	635	A++	7.84	5.70	255
	1.5+5.0	1.50	5.00	---	1.95	6.50	7.08	0.38	1.50	2.23	1.73	6.87	10.22	95	4.36	A	750	A++	7.86	6.50	290
	1.5+6.0	1.36	5.44	---	1.96	6.80	7.59	0.37	1.62	2.36	1.68	7.42	10.79	95	4.21	A	810	A++	7.81	6.80	305
	2.0+2.0	2.00	2.00	---	1.95	4.00	5.12	0.40	0.75	1.29	1.81	3.44	5.91	95	5.36	A	375	A++	7.75	4.00	181
	2.0+2.5	2.00	2.50	---	1.95	4.50	5.44	0.40	0.89	1.43	1.81	4.08	6.56	95	5.06	A	445	A++	7.80	4.50	202
	2.0+3.5	2.00	3.50	---	1.95	5.50	6.30	0.39	1.17	1.91	1.77	5.36	8.76	95	4.71	A	585	A++	7.91	5.50	244
	2.0+4.2	2.00	4.20	---	1.95	6.20	6.51	0.39	1.43	2.05	1.77	6.55	9.37	95	4.36	A	715	A++	7.88	6.20	276
	2.0+5.0	1.94	4.86	---	1.95	6.80	7.26	0.38	1.59	2.36	1.73	7.28	10.79	95	4.28	A	795	A++	7.78	6.80	306
	2.0+6.0	1.70	5.10	---	1.96	6.80	7.71	0.37	1.61	2.45	1.68	7.37	11.20	95	4.23	A	805	A++	7.71	6.80	309
	2.5+2.5	2.50	2.50	---	1.95	5.00	6.10	0.41	1.01	1.78	1.89	4.63	8.15	95	4.96	A	505	A++	7.81	5.00	224
	2.5+3.5	2.50	3.50	---	1.95	6.00	6.57	0.40	1.29	2.11	1.81	5.91	9.65	95	4.66	A	645	A++	7.94	6.00	265
	2.5+4.2	2.50	4.20	---	1.95	6.70	6.95	0.40	1.51	2.38	1.81	6.92	10.88	95	4.46	A	755	A++	7.99	6.70	294
	2.5+5.0	2.27	4.53	---	1.95	6.80	7.37	0.37	1.50	2.45	1.68	6.87	11.20	95	4.56	A	750	A++	7.93	6.80	300
	2.5+6.0	2.00	4.80	---	1.96	6.80	7.71	0.35	1.48	2.45	1.60	6.78	11.20	95	4.61	A	740	A++	7.90	6.80	301
	3.5+3.5	3.40	3.40	---	1.95	6.80	7.13	0.38	1.45	2.37	1.73	6.64	10.83	95	4.70	A	725	A++	8.02	6.80	297
	3.5+4.2	3.09	3.71	---	1.95	6.80	7.24	0.38	1.45	2.46	1.73	6.64	11.24	95	4.72	A	725	A++	8.00	6.80	298
	3.5+5.0	2.80	4.00	---	1.95	6.80	7.76	0.35	1.42	2.78	1.60	6.50	12.71	95	4.82	A	710	A++	7.92	6.80	301
	3.5+6.0	2.51	4.29	---	2.26	6.80	8.07	0.40	1.40	2.72	1.81	6.41	12.46	95	4.87	A	700	A++	7.89	6.80	302
	4.2+4.2	---	3.40	3.40	1.95	6.80	7.14	0.38	1.44	2.37	1.73	6.60	10.83	95	4.74	A	720	A++	7.98	6.80	298
	4.2+5.0	---	3.10	3.70	1.95	6.80	7.77	0.35	1.41	2.78	1.60	6.46	12.71	95	4.84	A	705	A++	7.90	6.80	302
	4.2+6.0	---	2.80	4.00	2.26	6.80	8.08	0.40	1.40	2.72	1.81	6.41	12.46	95	4.89	A	700	A++	7.87	6.80	303
	5.0+5.0	---	3.40	3.40	2.34	6.80	8.22	0.43	1.38	2.98	1.98	6.32	13.65	95	4.94	A	690	A++	7.88	6.80	302
	5.0+6.0	---	3.09	3.71	2.47	6.80	8.45	0.44	1.37	2.92	2.02	6.28	13.36	95	4.99	A	685	A++	7.85	6.80	304
	1.5+1.5+1.5	1.50	1.50	1.50	1.96	4.50	6.40	0.39	0.61	1.57	1.77	2.80	7.17	95	7.46	A	305	A+++	8.54	4.50	185
	1.5+1.5+2.0	1.44	1.44	1.92	1.96	4.80	6.56	0.39	0.70	1.65	1.77	3.21	7.54	95	6.86	A	350	A+++	8.52	4.80	198
	1.5+1.5+2.5	1.36	1.36	2.27	1.96	5.00	6.72	0.39	0.80	1.73	1.77	3.67	7.90	95	6.26	A	400	A+++	8.50	5.00	206
	1.5+1.5+3.5	1.50	1.50	3.50	1.96	6.50	7.11	0.38	1.56	1.92	1.73	7.14	8.80	95	4.19	A	780	A++	7.85	6.50	290
	1.5+1.5+4.2	1.42	1.42	3.97	1.96	6.80	7.33	0.38	1.80	2.05	1.73	8.24	9.37	95	3.79	A	900	A++	7.71	6.80	309
	1.5+1.5+5.0	1.28	1.28	4.25	1.96	6.80	7.74	0.36	1.75	2.22	1.64	8.01	10.14	95	3.89	A	875	A++	7.64	6.80	312
	1.5+1.5+6.0	1.13	1.13	4.53	2.31	6.80	7.99	0.40	1.73	2.17	1.85	7.92	9.94	95	3.94	A	865	A++	7.62	6.80	313
	1.5+2.0+2.0	1.50	2.00	2.00	1.96	5.50	6.48	0.39	1.01	1.61	1.77	4.63	7.37	95	5.46	A	505	A++	8.17	5.50	236
	1.5+2.0+2.5	1.50	2.00	2.50	1.96	6.00	6.87	0.39	1.32	1.81	1.77	6.05	8.27	95	4.56	A	660	A++	7.90	6.00	266
	1.5+2.0+3.5	1.46	1.94	3.40	1.96	6.80	7.25	0.38	1.80	2.01	1.73	8.24	9.21	95	3.79	A	900	A++	7.71	6.80	309
	1.5+2.0+4.2	1.32	1.77	3.71	1.96	6.80	7.47	0.38	1.79	2.14	1.73	8.20	9.78	95	3.81	A	895	A++	7.69	6.80	310
	1.5+2.0+5.0	1.20	1.60	4.00	1.96	6.80	7.87	0.36	1.74	2.31	1.64	7.97	10.55	95	3.91	A	870	A++	7.63	6.80	312
	1.5+2.0+6.0	1.07	1.43	4.29	2.31	6.80	8.13	0.40	1.72	2.26	1.85	7.88	10.35	95	3.96	A	860	A++	7.60	6.80	313
	1.5+2.5+2.5	1.50	2.50	2.50	1.96	6.50	7.10	0.38	1.63	1.92	1.73	7.46	8.80	95	4.01	A	815	A++	7.76	6.50	294
	1.5+2.5+3.5	1.36	2.27	3.17	1.96	6.80	7.60	0.36	1.79	2.23	1.64	8.20	10.18	95	3.81	A	895	A++	7.69	6.80	310
	1.5+2.5+4.2	1.24	2.07	3.48	1.96	6.80	7.81	0.36	1.78	2.35	1.64	8.15	10.75	95	3.83	A	890	A++	7.67	6.80	310
	1.5+2.5+5.0	1.13	1.89	3.78	1.96	6.80	7.95	0.36	1.74	2.35	1.64	7.97	10.75	95	3.93	A	870	A++	7.61	6.80	313
	1.5+2.5+6.0	1.02	1.70	4.08	2.31	6.80	8.42	0.41	1.71	2.44	1.89	7.83	11.16	95	3.98	A	855	A++	7.59	6.80	314
	1.5+3.5+3.5	1.20	2.80	2.80	1.96	6.80	7.94	0.37	1.77	2.45	1.68	8.11	11.20	95	3.85	A	885	A++	7.67	6.80	311
	1.5+3.5+4.2	1.11	2.59	3.10	1.96	6.80	8.13	0.37	1.76	2.58	1.68	8.06	11.81	95	3.87	A	880	A++	7.65	6.80	311
	1.5+3.5+5.0	1.02	2.38	3.40	1.96	6.80	8.46	0.33	1.72	2.72	1.52	7.88	12.46	95	3.97	A	860	A++	7.58	6.80	314
	1.5+3.5+6.0	0.93	2.16	3.71	2.31	6.80	8.56	0.41	1.70	2.53	1.89	7.79	11.57	95	4.02	A	850	A++	7.56	6.80	315
	1.5+4.2+4.2	1.03	2.88	2.88	1.96	6.80	8.26	0.37	1.75	2.68	1.68	8.01	12.26	95	3.89	A	875	A++	7.63	6.80	312
	1.5+4.2+5.0	0.95	2.67	3.18	1.96	6.80	8.53	0.33	1.71	2.77	1.52	7.83	12.67	95	3.99	A	855	A++	7.56	6.80	315
	2.0+2.0+2.0	2.00	2.00	2.00	1.96	6.00	6.64	0.39	1.34	1.68	1.77	6.14	7.70	95	4.51	A	670	A++	7.84	6.00	268
	2.0+2.0+2.5	2.00	2.00	2.50	1.96	6.50	7.03	0.39	1.63	1.89	1.77	7.46	8.64	95	4.01	A	815	A++	7.76	6.50	294
	2.0+2.0+3.5	1.81	1.81	3.17	1.96	6.80	7.40	0.38	1.79	2.09	1.73	8.20	9.57	95	3.81	A	895	A++	7.69	6.80	310
	2.0+2.0+4.2	1.66	1.66	3.48	1.96	6.80	7.61	0.38	1.78	2.23	1.73	8.15	10.18	95	3.83	A	890	A++	7.67	6.80	310
	2.0+2.0+5.0	1.51	1.51	3.78	1.96	6.80	8.01	0.36	1.74	2.39	1.64	7.97	10.96	95	3.93	A	870	A++	7.61	6.80	313
	2.0+2.0+6.0	1.36	1.36	4.08	2.31	6.80	8.27	0.40	1.71	2.35	1.85	7.83	10.75	95	3.98	A	855	A++	7.59	6.80	314
	2.0+2.5+2.5	1.94	2.43	2.43	1.96	6.80	7.24	0.38	1.77	2.01	1.73	8.11	9.21	95	3.85	A	885	A++	7.71	6.80	309
	2.0+2.5+3.5	1.70	2.13	2.98	1.96	6.80	7.74	0.36	1.76	2.31	1.64	8.06	10.55	95	3.87	A	880	A++	7.69	6.80	310
	2.0+2.5+4.2	1.56	1.95	3.28	1.96	6.80	7.94	0.36	1.75	2.45	1.64	8.01	11.20	95	3.89	A	875	A++	7.68	6.80	310
	2.0+2.5+5.0	1.43	1.79	3.58	1.96	6.80	8.08	0.36	1.71	2.44	1.64	7.83	11.16	95	3.99	A	855	A++	7.61	6.80	313
	2.0+2.5+6.0	1.30	1.62	3.89	2.31	6.80	8.55	0.41	1.69	2.53	1.89	7.74	11.57	95	4.04	A	845	A++	7.58	6.80	314
	2.0+3.5+3.5	1.51	2.64	2.64	1.96	6.80	8.07	0.37	1.74	2.54	1.68	7.97	11.61	95	3.91	A	870	A++	7.67	6.80	311
	2.0+3.5+4.2	1.40	2.45	2.94	1.96	6.80	8.25	0.37	1.74	2.68	1.68	7.97	12.26	95	3.93	A	870	A++	7.65	6.80	311
	2.0+3.5+5.0	1.30	2.27	3.24	2.28	6.80	8.58	0.40	1.69	2.82	1.85	7.74	12.91	95	4.03	A	845	A++	7.58	6.80	314
	2.0+4.2+4.2	1.31	2.75	2.75	1.96	6.80	8.37	0.37	1.73	2.77	1.68	7.92	12.67	95	3.95	A	865	A++	7.63	6.80	312
	2.5+2.5+2.5	2.27	2.27	2.27	1.96	6.80	7.53	0.38	1.76	2.18	1.73	8.06	9.98	95	3.87	A	880	A++	7.70	6.80	310
	2.5+2.5+3.5	2.00	2.00	2.80	1.96	6.80	7.94	0.36	1.72	2.45	1.64	7.88	11.20	95	3.97	A	860	A++	7.62	6.80	313
	2.5+2.5+4.2	1.85	1.85	3.10	1.96	6.80	8.12	0.36	1.71	2.58	1.64	7.83	11.81	95	3.99	A	855	A++	7.60	6.80	313
	2.5+2.5+5.0	1.70	1.70	3.40	2.28	6.80	8.45	0.40	1.67	2.72	1.85	7.65	12.46	95	4.09	A	835	A++	7.53	6.80	316
	2.5+2.5+6.0	1.55	1.55	3.71	2.42	6.80	8.74	0.40	1.65	2.67	1.85	7.56	12.22	95	4.14	A	825	A++	7.51	6.80	317
	2.5+3.5+3.5	1.79	2.51	2.51	2.27	6.80	8.30	0.40	1.70	2.72	1.85	7.79	12.46	95	4.01	A	850	A++	7.59	6.80	314
	2.5+3.5+4.2	1.67	2.33	2.80	2.27	6.80	8.43	0.40	1.69	2.82	1.85	7.74	12.91	95	4.03	A	845	A++	7.58	6.80	314
	2.5+3.5+5.0	1.55	2.16	3.09	2.48	6.80	8.74	0.42	1.65	2.96	1.94	7.56	13.56	95	4.13	A	825	A++	7.50	6.80	317
	2.5+4.2+4.2	1.56	2.62	2.62	2.27	6.80	8.49	0.40	1.68	2.87	1.85	7.69	13.12	95	4.05	A	840	A++	7.56	6.80	315
	3.5+3.5+3.5	2.27	2.27	2.27	2.38	6.80	8.59	0.40	1.68	2.96	1.81	7.69	13.56	95	4.05	A	840	A++	7.57	6.80	315

Combination tables

Heating

Outdoor unit	Indoor unit	Cooling capacity (kW)			Total capacity (kW)			Power input (kW)			Total current (A)			Power factor (%)	COP	ENERGY LABEL	Seasonal data				
		A room	B room	C room	Min.	Nom.	Max.	Min.	Nom.	Max.	Min.	Nom.	Max.				label	SCOP	Pdesign	AEC	Back-up heater capacity at -10°C
	30	2.70	---	---	1.47	2.70	4.08	0.42	0.72	1.22	1.91	3.35	5.59	95	---	---	---	---	---	---	---
	40	2.72	---	---	1.48	2.72	4.09	0.43	0.73	1.28	1.95	3.39	5.64	95	---	---	---	---	---	---	---
	50	3.40	---	---	1.44	3.40	4.30	0.42	1.02	1.37	1.91	4.72	6.08	95	---	---	---	---	---	---	---
	70	4.30	---	---	1.45	4.30	4.90	0.40	1.41	1.75	1.82	6.50	7.15	95	---	---	---	---	---	---	---
	84	---	4.32	---	1.44	4.32	5.70	0.40	1.40	2.04	1.82	6.46	7.15	95	---	---	---	---	---	---	---
	100	---	5.60	---	1.66	5.60	6.90	0.39	1.82	2.59	1.78	8.43	8.70	95	---	---	---	---	---	---	---
	120	---	7.90	---	1.88	7.90	8.91	0.37	2.62	2.64	1.69	12.13	12.08	95	---	---	---	---	---	---	---
	1.5+1.5	2.65	2.65	---	1.65	5.30	7.38	0.36	1.19	1.83	1.63	5.45	8.38	95	4.45	A	A	3.85	3.80	1380	0.73
	1.5+2.0	2.44	3.26	---	1.65	5.70	7.76	0.36	1.31	1.99	1.63	6.00	9.09	95	4.35	A	A	3.85	3.80	1380	0.72
	1.5+2.5	2.29	3.81	---	1.65	6.10	7.95	0.36	1.43	2.06	1.63	6.55	9.43	95	4.27	A	A	3.87	3.80	1373	0.71
	1.5+3.5	2.07	4.83	---	1.80	6.90	8.50	0.37	1.69	2.35	1.68	7.74	10.74	95	4.10	A	A	3.86	4.30	1558	0.92
	1.5+4.2	1.97	5.53	---	1.80	7.50	8.85	0.37	1.90	2.57	1.68	8.70	11.75	95	3.97	A	A	3.88	4.30	1548	0.91
	1.5+5.0	1.89	6.31	---	2.18	8.20	10.38	0.45	2.13	2.91	2.06	9.75	13.31	95	3.86	A	A	3.87	4.50	1628	0.96
	1.5+6.0	1.72	6.88	---	2.46	8.60	10.58	0.48	2.28	2.67	2.19	10.44	12.21	95	3.78	A	A	3.91	4.80	1717	1.07
	2.0+2.0	3.25	3.25	---	1.65	6.50	7.95	0.36	1.37	2.31	1.63	6.28	9.47	95	4.75	A	A	3.91	3.80	1361	0.71
	2.0+2.5	3.07	3.83	---	1.65	6.90	8.12	0.36	1.52	2.32	1.63	6.96	9.81	95	4.56	A	A	3.92	3.80	1354	0.71
	2.0+3.5	2.73	4.77	---	1.80	7.50	8.67	0.37	1.75	2.43	1.68	8.01	11.12	95	4.30	A	A	3.86	4.30	1558	0.91
	2.0+4.2	2.58	5.42	---	1.80	8.00	9.03	0.37	1.98	2.66	1.68	9.07	12.17	95	4.06	A	A	3.88	4.30	1550	0.90
	2.0+5.0	2.46	6.14	---	2.18	8.60	10.56	0.45	2.26	3.00	2.06	10.35	13.73	95	3.82	A	A	3.90	4.50	1612	0.96
	2.0+6.0	2.15	6.45	---	2.46	8.60	10.75	0.48	2.24	2.74	2.19	10.26	12.55	95	3.84	A	A	3.93	4.80	1710	1.07
	2.5+2.5	3.60	3.60	---	1.65	7.20	8.49	0.36	1.62	2.36	1.63	7.42	10.78	95	4.46	A	A	3.85	4.00	1455	0.79
	2.5+3.5	3.29	4.61	---	1.89	7.90	9.03	0.38	1.91	2.66	1.72	8.75	12.17	95	4.14	A	A	3.83	4.30	1569	0.90
	2.5+4.2	3.10	5.20	---	1.89	8.30	9.29	0.38	2.11	2.82	1.72	9.66	12.93	95	3.95	A	A	3.86	4.30	1559	0.90
	2.5+5.0	2.87	5.73	---	2.27	8.60	10.68	0.46	2.24	3.09	2.11	10.26	14.15	95	3.86	A	A	3.84	4.50	1637	0.91
	2.5+6.0	2.53	6.07	---	2.55	8.60	10.88	0.50	2.22	2.77	2.28	10.17	12.67	95	3.88	A	A	3.91	4.80	1716	1.00
	3.5+3.5	4.30	4.30	---	2.17	8.60	9.38	0.42	2.26	2.86	1.94	10.35	13.09	95	3.81	A	A+	4.00	4.80	1680	1.07
	3.5+4.2	3.91	4.69	---	2.17	8.60	9.47	0.42	2.26	2.91	1.94	10.35	13.31	95	3.82	A	A+	4.01	4.80	1675	1.06
	3.5+5.0	3.54	5.06	---	2.56	8.60	10.90	0.51	2.22	3.13	2.32	10.17	14.32	95	3.88	A	A+	4.01	4.80	1675	1.03
	3.5+6.0	3.17	5.43	---	2.74	8.60	11.01	0.52	2.21	2.76	2.37	10.12	12.63	95	3.91	A	A+	4.06	4.80	1652	1.01
	4.2+4.2	---	4.30	4.30	2.17	8.60	9.56	0.42	2.22	2.94	1.94	10.17	13.47	95	3.88	A	A+	4.00	4.80	1679	1.04
	4.2+5.0	---	3.93	4.67	2.56	8.60	10.91	0.51	2.21	3.19	2.32	10.12	14.61	95	3.90	A	A	3.93	5.20	1851	1.20
	4.2+6.0	---	3.54	5.06	2.74	8.60	11.02	0.51	2.20	2.79	2.32	10.07	12.76	95	3.92	A	A+	4.03	5.20	1804	1.18
	5.0+5.0	---	4.30	4.30	2.94	8.60	11.10	0.59	2.17	3.11	2.71	9.94	14.23	95	3.98	A	A+	4.06	5.20	1793	1.15
	5.0+6.0	---	3.91	4.69	3.14	8.60	11.10	0.60	2.15	2.72	2.75	9.84	12.46	95	4.01	A	A+	4.09	5.20	1779	1.13
	1.5+1.5+1.5	2.17	2.17	2.17	2.01	6.50	9.92	0.41	1.33	2.26	1.89	6.09	10.36	95	4.91	A	A+	4.07	5.30	1822	1.11
	1.5+1.5+2.0	2.07	2.07	2.76	2.01	6.90	10.10	0.41	1.46	2.34	1.89	6.69	10.69	95	4.74	A	A+	4.08	5.30	1817	1.10
	1.5+1.5+2.5	2.02	2.02	3.36	2.10	7.40	10.18	0.42	1.64	2.37	1.94	7.51	10.86	95	4.53	A	A+	4.09	5.30	1810	1.09
	1.5+1.5+3.5	1.89	1.89	4.42	2.31	8.20	10.29	0.44	1.87	2.49	2.02	8.56	11.41	95	4.39	A	A+	4.14	5.30	1793	1.07
	1.5+1.5+4.2	1.79	1.79	5.02	2.31	8.60	10.29	0.44	2.03	2.49	2.02	9.30	11.41	95	4.25	A	A+	4.15	5.30	1786	1.07
	1.5+1.5+5.0	1.61	1.61	5.38	2.71	8.60	10.46	0.55	2.01	2.57	2.50	9.20	11.75	95	4.29	A	A+	4.23	5.30	1752	1.03
	1.5+1.5+6.0	1.43	1.43	5.73	2.93	8.60	10.59	0.55	1.99	2.31	2.50	9.11	10.57	95	4.33	A	A+	4.27	5.30	1735	1.01
3MXM68N2V1B	1.5+2.0+2.0	2.35	3.13	3.13	2.01	8.60	10.26	0.41	2.05	2.41	1.89	9.39	11.03	95	4.21	A	A+	4.09	5.30	1814	1.10
	1.5+2.0+2.5	2.15	2.87	3.58	2.10	8.60	10.36	0.42	2.04	2.44	1.94	9.34	11.16	95	4.23	A	A+	4.10	5.30	1807	1.09
	1.5+2.0+3.5	1.84	2.46	4.30	2.31	8.60	10.45	0.44	2.02	2.58	2.02	9.25	11.79	95	4.26	A	A+	4.14	5.30	1793	1.07
	1.5+2.0+4.2	1.68	2.23	4.69	2.31	8.60	10.46	0.44	2.01	2.57	2.02	9.20	11.75	95	4.28	A	A+	4.15	5.30	1786	1.07
	1.5+2.0+5.0	1.52	2.02	5.06	2.71	8.60	10.88	0.55	2.00	2.64	2.50	9.16	12.08	95	4.32	A	A+	4.23	5.30	1752	1.03
	1.5+2.0+6.0	1.36	1.81	5.43	2.93	8.60	10.89	0.55	1.98	2.38	2.50	9.07	10.91	95	4.36	A	A+	4.27	5.30	1735	1.01
	1.5+2.5+2.5	1.98	3.31	3.31	2.20	8.60	10.47	0.45	2.03	2.44	2.06	9.30	11.16	95	4.25	A	A+	4.12	5.30	1800	1.08
	1.5+2.5+3.5	1.72	2.87	4.01	2.40	8.60	10.58	0.47	2.02	2.57	2.15	9.25	11.75	95	4.27	A	A+	4.16	5.30	1782	1.06
	1.5+2.5+4.2	1.57	2.62	4.40	2.41	8.60	10.58	0.47	2.00	2.57	2.15	9.16	11.75	95	4.30	A	A+	4.19	5.30	1768	1.05
	1.5+2.5+5.0	1.43	2.39	4.78	2.81	8.60	11.00	0.56	1.99	2.64	2.58	9.11	12.08	95	4.34	A	A+	4.27	5.30	1735	1.01
	1.5+2.5+6.0	1.29	2.15	5.16	3.02	8.60	11.00	0.57	1.97	2.38	2.62	9.02	10.91	95	4.38	A	A+	4.31	5.30	1719	0.99
	1.5+3.5+3.5	1.52	3.54	3.54	2.69	8.60	10.59	0.55	1.99	2.57	2.50	9.11	11.75	95	4.33	A	A+	4.20	5.30	1765	1.04
	1.5+3.5+4.2	1.40	3.27	3.93	2.69	8.60	10.59	0.55	1.98	2.56	2.50	9.07	11.71	95	4.35	A	A+	4.22	5.30	1755	1.03
	1.5+3.5+5.0	1.29	3.01	4.30	3.00	8.60	10.93	0.62	1.97	2.59	2.84	9.02	11.87	95	4.38	A	A+	4.30	5.30	1722	0.99
	1.5+3.5+6.0	1.17	2.74	4.69	2.93	8.60	10.93	0.55	1.96	2.37	2.50	8.98	10.86	95	4.40	A	A+	4.34	5.30	1707	0.98
	1.5+4.2+4.2	1.30	3.65	3.65	2.69	8.60	10.68	0.55	1.98	2.59	2.50	9.07	11.87	95	4.35	A	A+	4.24	5.30	1748	1.02
	1.5+4.2+5.0	1.21	3.38	4.02	3.00	8.60	10.99	0.62	1.96	2.67	2.84	8.98	12.21	95	4.39	A	A+	4.32	5.30	1716	0.99
	2.0+2.0+2.0	2.60	2.60	2.60	2.01	7.80	10.44	0.41	1.72	2.48	1.89	7.88	11.37	95	4.56	A	A+	4.07	5.30	1821	1.10
	2.0+2.0+2.5	2.52	2.52	3.15	2.10	8.20	10.52	0.42	1.83	2.52	1.94	8.38	11.54	95	4.49	A	A+	4.09	5.30	1814	1.10
	2.0+2.0+3.5	2.29	2.29	4.01	2.31	8.60	10.63	0.44	2.04	2.65	2.02	9.34	12.13	95	4.22	A	A+	4.13	5.30	1796	1.08
	2.0+2.0+4.2	2.10	2.10	4.40	2.31	8.60	10.63	0.44	2.02	2.65	2.02	9.25	12.13	95	4.26	A	A+	4.14	5.30	1789	1.07
	2.0+2.0+5.0	1.91	1.91	4.78	2.71	8.60	10.82	0.55	2.00	2.72	2.50	9.16	12.46	95	4.30	A	A+	4.22	5.30	1755	1.03
	2.0+2.0+6.0	1.72	1.72	5.16	2.93	8.60	10.95	0.55	1.99	2.46	2.50	9.11	11.24	95	4.32	A	A+	4.26	5.30	1739	1.01
	2.0+2.5+2.5	2.46	3.07	3.07	2.20	8.60	10.54	0.43	1.97	2.61	1.98	9.02	11.96	95	4.38	A	A+	4.10	5.30	1807	1.09
	2.0+2.5+3.5	2.15	2.69	3.76	2.40	8.60	10.63	0.46	2.02	2.65	2.11	9.25	12.13	95	4.27	A	A+	4.14	5.30	1789	1.07
	2.0+2.5+4.2	1.98	2.47	4.15	2.41	8.60	10.64	0.46	2.01	2.64	2.11	9.20	12.08	95	4.29	A	A+	4.16	5.30	1782	1.06
	2.0+2.5+5.0	1.81	2.26	4.53	2.81	8.60	11.06	0.56	1.98	2.75	2.58	9.07	12.59	95	4.34	A	A+	4.24	5.30	1748	1.02
	2.0+2.5+6.0	1.64	2.05	4.91	3.02	8.60	11.07	0.56	1.98	2.43	2.58	9.07	11.12	95	4.36	A	A+	4.28	5.30	1732	1.01
	2.0+3.5+3.5	1.91	3.34	3.34	2.69	8.60	10.76	0.52	2.00	2.70	2.37	9.16	12.34	95	4.32	A	A+	4.18	5.30	1772	1.05
	2.0+3.5+4.2	1.77	3.10	3.72	2.69	8.60	10.76	0.52	1.99	2.69	2.37	9.11	12.29	95	4.33	A	A+	4.20	5.30	1765	1.04
	2.0+3.5+5.0	1.64	2.87	4.10	3.00	8.60	11.11	0.58	1.98	2.82	2.67	9.07	12.88	95	4.36	A	A+	4.28	5.30	1732	1.01
	2.0+4.2+4.2	1.65	3.47	3.47	2.69	8.60	10.77	0.52	1.97	2.69	2.37	9.02	12.29	95	4.38	A	A+	4.32	5.30	1716	0.99
	2.5+2.5+2.5	2.87	2.87	2.87	2.31	8.60	10.65	0.45	1.99	2.64	2.06	9.11	12.08	95	4.32	A	A+	4.12	5.30	1800	1.08
	2.5+2.5+3.5	2.53	2.53	3.54	2.50	8.60	10.87	0.48	1.99	2.72	2.19	9.11	12.46	95	4.34	A	A+	4.16	5.30	1782	1.06
	2.5+2.5+4.2	2.34	2.34	3.93	2.50	8.60	10.88	0.48	1.97	2.72	2.19	9.02	12.46	95	4.37	A	A+	4.18	5.30	1775	1.05
	2.5+2.5+5.0	2.15	2.15	4.30	2.91	8.60	11.07	0.58	1.96	2.78	2.67	8.98	12.72	95	4.41	A	A+	4.26	5.30	1742	1.02
	2.5+2.5+6.0	1.95	1.95	4.69	3.12	8.60	11.08	0.58	1.94	2.43	2.67	8.88	11.12	95	4.45	A	A+	4.30	5.30	1726	1.00
	2.5+3.5+3.5	2.26	3.17	3.17	2.78	8.60	11.00	0.53	1.96	2.72	2.41	8.98	12.46	95	4.40	A	A+	4.20	5.30	1765	1.04
	2.5+3.5+4.2	2.11	2.95	3.54	2.79	8.60	11.01	0.53	1.96	2.71	2.41	8.98	12.42	95	4.41	A	A+	4.22	5.30	1758	1.04
	2.5+3.5+5.0	1.95	2.74	3.91	3.19	8.60	11.08	0.60	1.90	2.74	2.75	8.70	12.55	95	4.54	A	A+	4.30	5.30	1726	1.00
	2.5+4.2+4.2	1.97	3.31	3.31	2.79	8.60	11.01	0.53	1.95	2.71	2.41	8.93	12.42	95	4.42	A	A+	4.23	5.30	1752	1.03
	3.5+3.5+3.5	2.87	2.87	2.87	2.98	8.60	11.06	0.57	1.94	2.79	2.62	8.88	12.76	95	4.44	A	A+	4.24	5.30	1748	1.02

Combination tables

Cooling

Outdoor unit	Indoor unit	Cooling capacity (kW)				Total capacity (kW)			Power input (kW)			Total current (A)			Power factor (%)	EER	Energy label	AEC (kWh)	Seasonal data			
		A room	B room	C room	D room	Min.	Nom.	Max.	Min.	Nom.	Max.	Min.	Nom.	Max.					Label	SEER	Pdesign	AEC
4MXM68N2V1B	1.5	1.60	---	---	---	1.57	1.60	2.49	0.40	0.42	0.59	1.82	1.98	2.71	95	---	---	---	---	---	---	---
	2.0	2.00	---	---	---	1.65	2.00	2.68	0.42	0.43	0.60	1.91	2.08	2.75	95	---	---	---	---	---	---	---
	2.5	2.50	---	---	---	1.74	2.50	3.44	0.44	0.44	0.82	2.00	2.62	3.77	95	---	---	---	---	---	---	---
	3.5	3.50	---	---	---	1.93	3.50	4.86	0.46	0.46	1.43	2.09	3.84	6.53	95	---	---	---	---	---	---	---
	4.2	---	---	4.20	---	1.93	4.20	5.33	0.46	0.46	1.44	2.09	3.93	6.57	95	---	---	---	---	---	---	---
	5.0	---	---	5.00	---	1.94	5.00	6.03	0.44	0.44	2.13	2.00	7.20	9.77	95	---	---	---	---	---	---	---
	6.0	---	---	6.00	---	1.94	6.00	6.51	0.44	0.44	2.13	2.00	7.29	9.77	95	---	---	---	---	---	---	---
	1.5+1.5	1.50	1.50	---	---	1.95	3.00	4.79	0.40	0.51	1.15	1.81	2.34	5.25	95	5.96	A	255	A++	7.29	3.0	144
	1.5+2.0	1.50	2.00	---	---	1.95	3.50	4.96	0.40	0.62	1.22	1.81	2.84	5.58	95	5.66	A	310	A++	7.53	3.5	163
	1.5+2.5	1.50	2.50	---	---	1.95	4.00	5.28	0.40	0.75	1.36	1.81	3.44	6.23	95	5.36	A	375	A++	7.75	4.0	181
	1.5+3.5	1.50	3.50	---	---	1.95	5.00	6.17	0.39	1.04	1.83	1.77	4.76	8.39	95	4.81	A	520	A++	7.8	5.0	225
	1.5+4.2	1.50	4.20	---	---	1.95	5.70	6.39	0.39	1.27	1.96	1.77	5.82	8.96	95	4.51	A	635	A++	7.84	5.7	255
	1.5+5.0	1.50	---	5.00	---	1.95	6.50	7.08	0.38	1.50	2.23	1.73	6.87	10.22	95	4.36	A	750	A++	7.86	6.5	290
	1.5+6.0	1.36	---	5.44	---	1.96	6.80	7.59	0.37	1.62	2.36	1.68	7.42	10.79	95	4.21	A	810	A++	7.81	6.8	305
	2.0+2.0	2.00	2.00	---	---	1.95	4.00	5.12	0.40	0.75	1.29	1.81	3.44	5.91	95	5.36	A	375	A++	7.75	4.0	181
	2.0+2.5	2.00	2.50	---	---	1.95	4.50	5.44	0.40	0.89	1.43	1.81	4.08	6.56	95	5.06	A	445	A++	7.8	4.5	202
	2.0+3.5	2.00	3.50	---	---	1.95	5.50	6.30	0.39	1.17	1.91	1.77	5.36	8.76	95	4.71	A	585	A++	7.91	5.5	244
	2.0+4.2	2.00	4.20	---	---	1.95	6.20	6.51	0.39	1.43	2.05	1.77	6.55	9.37	95	4.36	A	715	A++	7.88	6.2	276
	2.0+5.0	1.94	---	4.86	---	1.95	6.80	7.26	0.38	1.59	2.36	1.73	7.28	10.79	95	4.28	A	795	A++	7.78	6.8	306
	2.0+6.0	1.70	---	5.10	---	1.96	6.80	7.71	0.37	1.61	2.45	1.68	7.37	11.20	95	4.23	A	805	A++	7.71	6.8	309
	2.5+2.5	2.50	2.50	---	---	1.95	5.00	6.10	0.41	1.01	1.78	1.89	4.63	8.15	95	4.96	A	505	A++	7.81	5.0	224
	2.5+3.5	2.50	3.50	---	---	1.95	6.00	6.57	0.40	1.29	2.11	1.81	5.91	9.65	95	4.66	A	645	A++	7.94	6.0	265
	2.5+4.2	2.50	4.20	---	---	1.95	6.70	6.95	0.40	1.51	2.38	1.81	6.92	10.88	95	4.46	A	755	A++	7.99	6.7	294
	2.5+5.0	2.27	---	4.53	---	1.95	6.80	7.37	0.37	1.50	2.45	1.68	6.87	11.20	95	4.56	A	750	A++	7.93	6.8	300
	2.5+6.0	2.00	---	4.80	---	1.96	6.80	7.71	0.35	1.48	2.45	1.60	6.78	11.20	95	4.61	A	740	A++	7.9	6.8	301
	3.5+3.5	3.40	3.40	---	---	1.95	6.80	7.13	0.38	1.45	2.37	1.73	6.64	10.83	95	4.7	A	725	A++	8.02	6.8	297
	3.5+4.2	3.09	3.71	---	---	1.95	6.80	7.24	0.38	1.45	2.46	1.73	6.64	11.24	95	4.72	A	725	A++	8	6.8	298
	3.5+5.0	2.80	---	4.00	---	1.95	6.80	7.76	0.35	1.42	2.78	1.60	6.50	12.71	95	4.82	A	710	A++	7.92	6.8	301
	3.5+6.0	2.51	---	4.29	---	2.26	6.80	8.07	0.40	1.40	2.72	1.81	6.41	12.46	95	4.87	A	700	A++	7.89	6.8	302
	4.2+4.2	3.40	3.40	---	---	1.95	6.80	7.14	0.38	1.44	2.37	1.73	6.60	10.83	95	4.74	A	720	A++	7.98	6.8	298
	4.2+5.0	3.10	---	3.70	---	1.95	6.80	7.77	0.35	1.41	2.78	1.60	6.46	12.71	95	4.84	A	705	A++	7.9	6.8	302
	4.2+6.0	2.80	---	4.00	---	2.26	6.80	8.08	0.40	1.40	2.72	1.81	6.41	12.46	95	4.89	A	700	A++	7.87	6.8	303
	5.0+5.0	---	---	3.40	3.40	2.34	6.80	8.22	0.43	1.38	2.98	1.98	6.32	13.65	95	4.94	A	690	A++	7.88	6.8	302
	5.0+6.0	---	---	3.09	3.71	2.47	6.80	8.45	0.44	1.37	2.92	2.02	6.28	13.36	95	4.99	A	685	A++	7.85	6.8	304
	1.5+1.5+1.5	1.50	1.50	1.50	---	1.96	4.50	6.40	0.39	0.61	1.57	1.77	2.80	7.17	95	7.46	A	305	A+++	8.54	4.5	185
	1.5+1.5+2.0	1.44	1.44	1.92	---	1.96	4.80	6.56	0.39	0.70	1.65	1.77	3.21	7.54	95	6.86	A	350	A+++	8.52	4.8	198
	1.5+1.5+2.5	1.36	1.36	2.27	---	1.96	5.00	6.72	0.39	0.80	1.73	1.77	3.67	7.90	95	6.26	A	400	A+++	8.5	5.0	206
	1.5+1.5+3.5	1.50	1.50	3.50	---	1.96	6.50	7.11	0.38	1.56	1.92	1.73	7.14	8.80	95	4.19	A	780	A++	7.85	6.5	290
	1.5+1.5+4.2	1.42	1.42	3.97	---	1.96	6.80	7.33	0.38	1.80	2.05	1.73	8.24	9.37	95	3.79	A	900	A++	7.71	6.8	309
	1.5+1.5+5.0	1.28	1.28	4.25	---	1.96	6.80	7.74	0.36	1.75	2.22	1.64	8.01	10.14	95	3.89	A	875	A++	7.64	6.8	312
	1.5+1.5+6.0	1.13	1.13	4.53	---	2.31	6.80	7.99	0.40	1.73	2.17	1.85	7.92	9.94	95	3.94	A	865	A++	7.62	6.8	313
	1.5+2.0+2.0	1.50	2.00	2.00	---	1.96	5.50	6.48	0.39	1.01	1.61	1.77	4.63	7.37	95	5.46	A	505	A++	8.17	5.5	236
	1.5+2.0+2.5	1.50	2.00	2.50	---	1.96	6.00	6.87	0.39	1.32	1.81	1.77	6.05	8.27	95	4.56	A	660	A++	7.9	6.0	266
	1.5+2.0+3.5	1.46	1.94	3.40	---	1.96	6.80	7.25	0.38	1.80	2.01	1.73	8.24	9.21	95	3.79	A	900	A++	7.71	6.8	309
	1.5+2.0+4.2	1.32	1.77	3.71	---	1.96	6.80	7.47	0.38	1.79	2.14	1.73	8.20	9.78	95	3.81	A	895	A++	7.69	6.8	310
	1.5+2.0+5.0	1.20	1.60	4.00	---	1.96	6.80	7.87	0.36	1.74	2.31	1.64	7.97	10.55	95	3.91	A	870	A++	7.63	6.8	312
	1.5+2.0+6.0	1.07	1.43	4.29	---	2.31	6.80	8.13	0.40	1.72	2.26	1.85	7.88	10.35	95	3.96	A	860	A++	7.6	6.8	313
	1.5+2.5+2.5	1.50	2.50	2.50	---	1.96	6.50	7.10	0.38	1.63	1.92	1.73	7.46	8.80	95	4.01	A	815	A++	7.76	6.5	294
	1.5+2.5+3.5	1.36	2.27	3.17	---	1.96	6.80	7.60	0.36	1.79	2.23	1.64	8.20	10.18	95	3.81	A	895	A++	7.69	6.8	310
	1.5+2.5+4.2	1.24	2.07	3.48	---	1.96	6.80	7.81	0.36	1.78	2.35	1.64	8.15	10.75	95	3.83	A	890	A++	7.67	6.8	310
	1.5+2.5+5.0	1.13	1.89	3.78	---	1.96	6.80	7.95	0.36	1.74	2.35	1.64	7.97	10.75	95	3.93	A	870	A++	7.61	6.8	313
	1.5+2.5+6.0	1.02	1.70	4.08	---	2.31	6.80	8.42	0.41	1.71	2.44	1.89	7.83	11.16	95	3.98	A	855	A++	7.59	6.8	314
	1.5+3.5+3.5	1.20	2.80	2.80	---	1.96	6.80	7.94	0.37	1.77	2.45	1.68	8.11	11.20	95	3.85	A	885	A++	7.67	6.8	311
	1.5+3.5+4.2	1.11	2.59	3.10	---	1.96	6.80	8.13	0.37	1.76	2.58	1.68	8.06	11.81	95	3.87	A	880	A++	7.65	6.8	311
	1.5+3.5+5.0	1.02	2.38	3.40	---	1.96	6.80	8.46	0.33	1.72	2.72	1.52	7.88	12.46	95	3.97	A	860	A++	7.58	6.8	314
	1.5+3.5+6.0	0.93	2.16	3.71	---	2.31	6.80	8.56	0.41	1.70	2.53	1.89	7.79	11.57	95	4.02	A	850	A++	7.56	6.8	315
	1.5+4.2+4.2	1.03	2.88	2.88	---	1.96	6.80	8.26	0.37	1.75	2.68	1.68	8.01	12.26	95	3.89	A	875	A++	7.63	6.8	312
	1.5+4.2+5.0	0.95	2.67	3.18	---	1.96	6.80	8.53	0.33	1.71	2.77	1.52	7.83	12.67	95	3.99	A	855	A++	7.56	6.8	315
	2.0+2.0+2.0	2.00	2.00	2.00	---	1.96	6.00	6.64	0.39	1.34	1.68	1.77	6.14	7.70	95	4.51	A	670	A++	7.84	6.0	268
	2.0+2.0+2.5	2.00	2.00	2.50	---	1.96	6.50	7.03	0.39	1.63	1.89	1.77	7.46	8.64	95	4.01	A	815	A++	7.76	6.5	294
	2.0+2.0+3.5	1.81	1.81	3.17	---	1.96	6.80	7.40	0.38	1.79	2.09	1.73	8.20	9.57	95	3.81	A	895	A++	7.69	6.8	310
	2.0+2.0+4.2	1.66	1.66	3.48	---	1.96	6.80	7.61	0.38	1.78	2.23	1.73	8.15	10.18	95	3.83	A	890	A++	7.67	6.8	310
	2.0+2.0+5.0	1.51	1.51	3.78	---	1.96	6.80	8.01	0.36	1.74	2.39	1.64	7.97	10.96	95	3.93	A	870	A++	7.61	6.8	313
	2.0+2.0+6.0	1.36	1.36	4.08	---	2.31	6.80	8.27	0.40	1.71	2.35	1.85	7.83	10.75	95	3.98	A	855	A++	7.59	6.8	314
	2.0+2.5+2.5	1.94	2.43	2.43	---	1.96	6.80	7.24	0.38	1.77	2.01	1.73	8.11	9.21	95	3.85	A	885	A++	7.71	6.8	309

Combination tables

Cooling

Outdoor unit	Indoor unit	Cooling capacity (kW)				Total capacity (kW)			Power input (kW)			Total current (A)			Power factor (%)	EER	Energy label	AEC (kWh)	Seasonal data			
		A room	B room	C room	D room	Min.	Nom.	Max.	Min.	Nom.	Max.	Min.	Nom.	Max.					Label	SEER	Pdesign	AEC
4MXM68N2V1B	2.0+2.5+3.5	1.70	2.13	2.98	---	1.96	6.80	7.74	0.36	1.76	2.31	1.64	8.06	10.55	95	3.87	A	880	A++	7.69	6.8	310
	2.0+2.5+4.2	1.56	1.95	3.28	---	1.96	6.80	7.94	0.36	1.75	2.45	1.64	8.01	11.20	95	3.89	A	875	A++	7.68	6.8	310
	2.0+2.5+5.0	1.43	1.79	3.58	---	1.96	6.80	8.08	0.36	1.71	2.44	1.64	7.83	11.16	95	3.99	A	855	A++	7.61	6.8	313
	2.0+2.5+6.0	1.30	1.62	3.89	---	2.31	6.80	8.55	0.41	1.69	2.53	1.89	7.74	11.57	95	4.04	A	845	A++	7.58	6.8	314
	2.0+3.5+3.5	1.51	2.64	2.64	---	1.96	6.80	8.07	0.37	1.74	2.54	1.68	7.97	11.61	95	3.91	A	870	A++	7.67	6.8	311
	2.0+3.5+4.2	1.40	2.45	2.94	---	1.96	6.80	8.25	0.37	1.74	2.68	1.68	7.97	12.26	95	3.93	A	870	A++	7.65	6.8	311
	2.0+3.5+5.0	1.30	2.27	3.24	---	2.28	6.80	8.58	0.40	1.69	2.82	1.85	7.74	12.91	95	4.03	A	845	A++	7.58	6.8	314
	2.0+4.2+4.2	1.31	2.75	2.75	---	1.96	6.80	8.37	0.37	1.73	2.77	1.68	7.92	12.67	95	3.95	A	865	A++	7.63	6.8	312
	2.5+2.5+2.5	2.27	2.27	2.27	---	1.96	6.80	7.53	0.38	1.76	2.18	1.73	8.06	9.98	95	3.87	A	880	A++	7.7	6.8	310
	2.5+2.5+3.5	2.00	2.00	2.80	---	1.96	6.80	7.94	0.36	1.72	2.45	1.64	7.88	11.20	95	3.97	A	860	A++	7.62	6.8	313
	2.5+2.5+4.2	1.85	1.85	3.10	---	1.96	6.80	8.12	0.36	1.71	2.58	1.64	7.83	11.81	95	3.99	A	855	A++	7.6	6.8	313
	2.5+2.5+5.0	1.70	1.70	3.40	---	2.28	6.80	8.45	0.40	1.67	2.72	1.85	7.65	12.46	95	4.09	A	835	A++	7.53	6.8	316
	2.5+2.5+6.0	1.55	1.55	3.71	---	2.42	6.80	8.74	0.40	1.65	2.67	1.85	7.56	12.22	95	4.14	A	825	A++	7.51	6.8	317
	2.5+3.5+3.5	1.79	2.51	2.51	---	2.27	6.80	8.30	0.40	1.70	2.72	1.85	7.79	12.46	95	4.01	A	850	A++	7.59	6.8	314
	2.5+3.5+4.2	1.67	2.33	2.80	---	2.27	6.80	8.43	0.40	1.69	2.82	1.85	7.74	12.91	95	4.03	A	845	A++	7.58	6.8	314
	2.5+3.5+5.0	1.55	2.16	3.09	---	2.48	6.80	8.74	0.42	1.65	2.96	1.94	7.56	13.56	95	4.13	A	825	A++	7.5	6.8	317
	2.5+4.2+4.2	1.56	2.62	2.62	---	2.27	6.80	8.49	0.40	1.68	2.87	1.85	7.69	13.12	95	4.05	A	840	A++	7.56	6.8	315
	3.5+3.5+3.5	2.27	2.27	2.27	---	2.38	6.80	8.59	0.40	1.68	2.96	1.81	7.69	13.56	95	4.05	A	840	A++	7.57	6.8	315
	1.5+1.5+1.5+1.5	1.65	1.65	1.65	1.65	1.97	6.60	7.09	0.38	1.38	1.63	1.73	6.32	7.45	95	4.79	A	690	A+++	8.54	6.6	271
	1.5+1.5+1.5+2.0	1.52	1.52	1.52	2.03	1.97	6.60	7.27	0.38	1.37	1.70	1.73	6.28	7.78	95	4.85	A	685	A+++	8.52	6.6	271
	1.5+1.5+1.5+2.5	1.41	1.41	1.41	2.36	1.97	6.60	7.45	0.36	1.35	1.78	1.64	6.18	8.15	95	4.91	A	675	A+++	8.5	6.6	272
	1.5+1.5+1.5+3.5	1.28	1.28	1.28	2.98	1.97	6.80	7.87	0.37	1.58	1.99	1.68	7.24	9.12	95	4.31	A	790	A++	8.03	6.8	297
	1.5+1.5+1.5+4.2	1.17	1.17	1.17	3.28	1.97	6.80	8.04	0.37	1.58	2.07	1.68	7.24	9.49	95	4.33	A	790	A++	8.01	6.8	297
	1.5+1.5+1.5+5.0	1.07	1.07	1.07	3.58	2.45	6.80	8.48	0.42	1.54	2.32	1.94	7.05	10.63	95	4.43	A	770	A++	7.94	6.8	300
	1.5+1.5+1.5+6.0	0.97	0.97	0.97	3.89	2.48	6.80	8.38	0.40	1.52	2.08	1.81	6.96	9.53	95	4.48	A	760	A++	7.91	6.8	301
	1.5+1.5+2.0+2.0	1.46	1.46	1.94	1.94	1.97	6.80	7.45	0.38	1.60	1.78	1.73	7.33	8.15	95	4.27	A	800	A++	8.06	6.8	296
	1.5+1.5+2.0+2.5	1.36	1.36	1.81	2.27	1.97	6.80	7.62	0.36	1.58	1.87	1.64	7.24	8.55	95	4.31	A	790	A++	8.05	6.8	296
	1.5+1.5+2.0+3.5	1.20	1.20	1.60	2.80	1.97	6.80	8.03	0.37	1.57	2.07	1.68	7.19	9.49	95	4.35	A	785	A++	8.02	6.8	297
	1.5+1.5+2.0+4.2	1.11	1.11	1.48	3.10	1.97	6.80	8.19	0.37	1.56	2.16	1.68	7.14	9.90	95	4.37	A	780	A++	8.01	6.8	298
	1.5+1.5+2.0+5.0	1.02	1.02	1.36	3.40	2.45	6.80	8.63	0.42	1.53	2.41	1.94	7.01	11.04	95	4.47	A	765	A++	7.93	6.8	301
	1.5+1.5+2.0+6.0	0.93	0.93	1.24	3.71	2.48	6.80	8.56	0.40	1.51	2.18	1.81	6.92	9.98	95	4.52	A	755	A++	7.9	6.8	302
	1.5+1.5+2.5+2.5	1.28	1.28	2.13	2.13	1.97	6.80	7.70	0.36	1.58	1.90	1.64	7.24	8.72	95	4.33	A	790	A++	8.03	6.8	297
	1.5+1.5+2.5+3.5	1.13	1.13	1.89	2.64	2.32	6.80	8.11	0.46	1.56	2.12	2.11	7.14	9.69	95	4.37	A	780	A++	8.01	6.8	298
	1.5+1.5+2.5+4.2	1.05	1.05	1.75	2.94	2.32	6.80	8.27	0.46	1.55	2.21	2.11	7.10	10.10	95	4.39	A	775	A++	7.99	6.8	298
	1.5+1.5+2.5+5.0	0.97	0.97	1.62	3.24	2.45	6.80	8.70	0.42	1.52	2.46	1.94	6.96	11.24	95	4.49	A	760	A++	7.91	6.8	301
	1.5+1.5+3.5+3.5	1.02	1.02	2.38	2.38	2.32	6.80	8.57	0.46	1.55	2.39	2.11	7.10	10.92	95	4.41	A	775	A++	7.98	6.8	299
	1.5+1.5+3.5+4.2	0.95	0.95	2.22	2.67	2.44	6.80	8.65	0.50	1.54	2.44	2.27	7.05	11.16	95	4.43	A	770	A++	7.96	6.8	299
	1.5+2.0+2.0+2.0	1.36	1.81	1.81	1.81	1.97	6.80	7.61	0.38	1.59	1.87	1.73	7.28	8.55	95	4.29	A	795	A++	8.04	6.8	296
	1.5+2.0+2.0+2.5	1.28	1.70	1.70	2.13	1.97	6.80	7.78	0.36	1.58	1.95	1.64	7.24	8.92	95	4.31	A	790	A++	8.02	6.8	297
	1.5+2.0+2.0+3.5	1.13	1.51	1.51	2.64	2.32	6.80	8.18	0.46	1.57	2.16	2.11	7.19	9.90	95	4.35	A	785	A++	8	6.8	298
	1.5+2.0+2.0+4.2	1.05	1.40	1.40	2.94	2.32	6.80	8.34	0.46	1.56	2.25	2.11	7.14	10.31	95	4.37	A	780	A++	7.98	6.8	299
	1.5+2.0+2.0+5.0	0.97	1.30	1.30	3.24	2.45	6.80	8.77	0.42	1.53	2.51	1.94	7.01	11.49	95	4.47	A	765	A++	7.9	6.8	302
	1.5+2.0+2.5+2.5	1.20	1.60	2.00	2.00	1.97	6.80	7.86	0.36	1.58	1.99	1.64	7.24	9.12	95	4.33	A	790	A++	8.01	6.8	298
	1.5+2.0+2.5+3.5	1.07	1.43	1.79	2.51	2.32	6.80	8.26	0.46	1.56	2.21	2.11	7.14	10.10	95	4.37	A	780	A++	7.98	6.8	299
	1.5+2.0+2.5+4.2	1.00	1.33	1.67	2.80	2.32	6.80	8.43	0.46	1.55	2.30	2.11	7.10	10.51	95	4.39	A	775	A++	7.96	6.8	299
	1.5+2.0+2.5+5.0	0.93	1.24	1.55	3.09	2.45	6.80	8.85	0.42	1.52	2.55	1.94	6.96	11.69	95	4.49	A	760	A++	7.88	6.8	302
	1.5+2.0+3.5+3.5	0.97	1.30	2.27	2.27	1.98	6.80	8.64	0.37	1.55	2.44	1.68	7.10	11.16	95	4.41	A	775	A++	7.95	6.8	300
	1.5+2.5+2.5+2.5	1.13	1.89	1.89	1.89	1.97	6.80	8.18	0.33	1.57	2.16	1.52	7.19	9.90	95	4.35	A	785	A++	7.99	6.8	298
	1.5+2.5+2.5+3.5	1.02	1.70	1.70	2.38	2.32	6.80	8.49	0.40	1.55	2.34	1.81	7.10	10.71	95	4.39	A	775	A++	7.96	6.8	299
	1.5+2.5+2.5+4.2	0.95	1.59	1.59	2.67	2.32	6.80	8.50	0.41	1.55	2.34	1.89	7.10	10.71	95	4.41	A	775	A++	7.94	6.8	300
	1.5+2.5+3.5+3.5	0.93	1.55	2.16	2.16	2.32	6.80	8.71	0.40	1.54	2.48	1.81	7.05	11.36	95	4.43	A	770	A++	7.93	6.8	300
	2.0+2.0+2.0+2.0	1.70	1.70	1.70	1.70	1.97	6.80	7.78	0.38	1.58	1.95	1.73	7.24	8.92	95	4.31	A	790	A++	8.03	6.8	297
	2.0+2.0+2.0+2.5	1.60	1.60	1.60	2.00	1.97	6.80	7.95	0.36	1.58	2.04	1.64	7.24	9.33	95	4.33	A	790	A++	8.01	6.8	297
	2.0+2.0+2.0+3.5	1.43	1.43	1.43	2.51	1.97	6.80	8.33	0.37	1.56	2.25	1.68	7.14	10.31	95	4.37	A	780	A++	7.98	6.8	298
	2.0+2.0+2.0+4.2	1.33	1.33	1.33	2.80	1.97	6.80	8.49	0.37	1.55	2.34	1.68	7.10	10.71	95	4.39	A	775	A++	7.97	6.8	299
	2.0+2.0+2.0+5.0	1.24	1.24	1.24	3.09	2.45	6.80	8.91	0.42	1.52	2.61	1.94	6.96	11.93	95	4.49	A	760	A++	7.88	6.8	302
	2.0+2.0+2.5+2.5	1.51	1.51	1.89	1.89	1.97	6.80	8.10	0.37	1.57	2.12	1.68	7.19	9.69	95	4.35	A	785	A++	7.99	6.8	298
	2.0+2.0+2.5+3.5	1.36	1.36	1.70	2.38	2.32	6.80	8.49	0.41	1.55	2.34	1.89	7.10	10.71	95	4.39	A	775	A++	7.97	6.8	299
	2.0+2.0+2.5+4.2	1.27	1.27	1.59	2.67	2.32	6.80	8.64	0.41	1.55	2.44	1.89	7.10	11.16	95	4.41	A	775	A++	7.95	6.8	300
	2.0+2.0+3.5+3.5	1.24	1.24	2.16	2.16	2.44	6.80	8.78	0.41	1.55	2.53	1.89	7.10	11.57	95	4.41	A	775	A++	7.95	6.8	300
	2.0+2.5+2.5+2.5	1.43	1.79	1.79	1.79	1.97	6.80	8.33	0.37	1.56	2.25	1.68	7.14	10.31	95	4.37	A	780	A++	7.97	6.8	299
	2.0+2.5+2.5+3.5	1.30	1.62	1.62	2.27	2.32	6.80	8.63	0.41	1.55	2.44	1.89	7.10	11.16	95	4.41	A	775	A++	7.95	6.8	300
	2.5+2.5+2.5+2.5	1.70	1.70	1.70	1.70	2.32	6.80	8.56	0.42	1.55	2.39	1.94	7.10	10.92	95	4.39	A	775	A++	7.96	6.8	299
	2.5+2.5+2.5+3.5	1.55	1.55	1.55	2.16	2.44	6.80	8.90	0.42	1.54	2.63	1.94	7.05	12.02	95	4.43	A	770	A++	7.93	6.8	300

Combination tables

Heating

Outdoor unit	Indoor unit	Cooling capacity (kW)				Total capacity (kW)			Power input (kW)			Total current (A)			Power factor (%)	COP	ENERGY LABEL	Seasonal data				
		A room	B room	C room	D room	Min.	Nom.	Max.	Min.	Nom.	Max.	Min.	Nom.	Max.				label	SCOP	Pdesign	AEC	Back-up heater capacity at -10°C
4MXM68N2V1B	1.5	2.70	---	---	---	1.47	2.70	4.08	0.42	0.73	1.22	1.91	3.35	5.58	95	---	---	---	---	---	---	---
	2.0	2.72	---	---	---	1.48	2.72	4.09	0.43	0.74	1.28	1.95	3.39	5.86	95	---	---	---	---	---	---	---
	2.5	3.40	---	---	---	1.44	3.40	4.30	0.42	1.03	1.37	1.91	4.72	6.27	95	---	---	---	---	---	---	---
	3.5	4.30	---	---	---	1.45	4.30	4.90	0.40	1.42	1.75	1.82	6.50	8.01	95	---	---	---	---	---	---	---
	4.2	---	---	4.32	---	1.44	4.32	5.70	0.40	1.41	2.04	1.82	6.46	9.34	95	---	---	---	---	---	---	---
	5.0	---	---	5.60	---	1.66	5.60	6.90	0.39	1.84	2.59	1.78	8.43	11.85	95	---	---	---	---	---	---	---
	6.0	---	---	7.90	---	1.88	7.90	8.91	0.37	2.65	2.64	1.69	12.13	12.08	95	---	---	---	---	---	---	---
	1.5+1.5	2.65	2.65	---	---	1.65	5.30	7.38	0.36	1.19	1.83	1.63	5.45	8.38	95	4.45	A	A	3.85	3.80	1380	0.73
	1.5+2.0	2.44	3.26	---	---	1.65	5.70	7.76	0.36	1.31	1.99	1.63	6.00	9.09	95	4.35	A	A	3.85	3.80	1380	0.72
	1.5+2.5	2.29	3.81	---	---	1.65	6.10	7.95	0.36	1.43	2.06	1.63	6.55	9.43	95	4.27	A	A	3.87	3.80	1373	0.71
	1.5+3.5	2.07	4.83	---	---	1.80	6.90	8.50	0.37	1.69	2.35	1.68	7.74	10.74	95	4.10	A	A	3.86	4.30	1558	0.92
	1.5+4.2	1.97	---	5.53	---	1.80	7.50	8.85	0.37	1.90	2.57	1.68	8.70	11.75	95	3.97	A	A	3.88	4.30	1548	0.91
	1.5+5.0	1.89	---	6.31	---	2.18	8.20	10.38	0.45	2.13	2.91	2.06	9.75	13.31	95	3.86	A	A	3.87	4.50	1628	0.96
	1.5+6.0	1.72	---	6.88	---	2.46	8.60	10.58	0.48	2.28	2.67	2.19	10.44	12.21	95	3.78	A	A	3.91	4.80	1717	1.07
	2.0+2.0	3.25	3.25	---	---	1.65	6.50	7.95	0.36	1.37	2.31	1.63	6.28	10.57	95	4.75	A	A	3.91	3.80	1361	0.71
	2.0+2.5	3.07	3.83	---	---	1.65	6.90	8.12	0.36	1.52	2.32	1.63	6.96	10.62	95	4.56	A	A	3.92	3.80	1354	0.71
	2.0+3.5	2.73	4.77	---	---	1.80	7.50	8.67	0.37	1.75	2.43	1.68	8.01	11.12	95	4.30	A	A	3.86	4.30	1558	0.91
	2.0+4.2	2.58	---	5.42	---	1.80	8.00	9.03	0.37	1.98	2.66	1.68	9.07	12.17	95	4.06	A	A	3.88	4.30	1550	0.9
	2.0+5.0	2.46	---	6.14	---	2.18	8.60	10.56	0.45	2.26	3.00	2.06	10.35	13.73	95	3.82	A	A	3.90	4.50	1612	0.96
	2.0+6.0	2.15	---	6.45	---	2.46	8.60	10.75	0.48	2.24	2.74	2.19	10.26	12.55	95	3.84	A	A	3.93	4.80	1710	1.07
	2.5+2.5	3.60	3.60	---	---	1.65	7.20	8.49	0.36	1.62	2.36	1.63	7.42	10.78	95	4.46	A	A	3.85	4.00	1455	0.79
	2.5+3.5	3.29	4.61	---	---	1.89	7.90	9.03	0.38	1.91	2.66	1.72	8.75	12.17	95	4.14	A	A	3.83	4.30	1569	0.9
	2.5+4.2	3.10	---	5.20	---	1.89	8.30	9.29	0.38	2.11	2.82	1.72	9.66	12.93	95	3.95	A	A	3.86	4.30	1559	0.9
	2.5+5.0	2.87	---	5.73	---	2.27	8.60	10.68	0.46	2.24	3.09	2.11	10.26	14.15	95	3.86	A	A	3.84	4.50	1637	0.91
	2.5+6.0	2.53	---	6.07	---	2.55	8.60	10.88	0.50	2.22	2.77	2.28	10.17	12.67	95	3.88	A	A	3.91	4.80	1716	1
	3.5+3.5	4.30	4.30	---	---	2.17	8.60	9.38	0.42	2.26	2.86	1.94	10.35	13.09	95	3.81	A	A+	4.00	4.80	1680	1.07
	3.5+4.2	3.91	---	4.69	---	2.17	8.60	9.47	0.42	2.26	2.91	1.94	10.35	13.31	95	3.82	A	A+	4.01	4.80	1675	1.06
	3.5+5.0	3.54	---	5.06	---	2.56	8.60	10.90	0.51	2.22	3.13	2.32	10.17	14.32	95	3.88	A	A+	4.01	4.80	1675	1.03
	3.5+6.0	3.17	---	5.43	---	2.74	8.60	11.01	0.52	2.21	2.76	2.37	10.12	12.63	95	3.91	A	A+	4.06	4.80	1652	1.01
	4.2+4.2	---	---	4.30	4.30	2.17	8.60	9.56	0.42	2.22	2.94	1.94	10.17	13.47	95	3.88	A	A+	4.00	4.80	1679	1.04
	4.2+5.0	---	---	3.93	4.67	2.56	8.60	10.91	0.51	2.21	3.19	2.32	10.12	14.61	95	3.90	A	A	3.93	5.20	1851	1.2
	4.2+6.0	---	---	3.54	5.06	2.74	8.60	11.02	0.51	2.20	2.79	2.32	10.07	12.76	95	3.92	A	A+	4.03	5.20	1804	1.18
	5.0+5.0	---	---	4.30	4.30	2.94	8.60	11.10	0.59	2.17	3.11	2.71	9.94	14.23	95	3.98	A	A+	4.06	5.20	1793	1.15
	5.0+6.0	---	---	3.91	4.69	3.14	8.60	11.10	0.60	2.15	2.72	2.75	9.84	12.46	95	4.01	A	A+	4.09	5.20	1779	1.13
	1.5+1.5+1.5	2.17	2.17	2.17	---	2.01	6.50	9.92	0.41	1.33	2.26	1.89	6.09	10.36	95	4.91	A	A+	4.07	5.30	1822	1.11
	1.5+1.5+2.0	2.07	2.07	2.76	---	2.01	6.90	10.10	0.41	1.46	2.34	1.89	6.69	10.69	95	4.74	A	A+	4.08	5.30	1817	1.1
	1.5+1.5+2.5	2.02	2.02	3.36	---	2.10	7.40	10.18	0.42	1.64	2.37	1.94	7.51	10.86	95	4.53	A	A+	4.09	5.30	1810	1.09
	1.5+1.5+3.5	1.89	1.89	4.42	---	2.31	8.20	10.29	0.44	1.87	2.49	2.02	8.56	11.41	95	4.39	A	A+	4.14	5.30	1793	1.07
	1.5+1.5+4.2	1.79	1.79	5.02	---	2.31	8.60	10.29	0.44	2.03	2.49	2.02	9.30	11.41	95	4.25	A	A+	4.15	5.30	1786	1.07
	1.5+1.5+5.0	1.61	1.61	5.38	---	2.71	8.60	10.46	0.55	2.01	2.57	2.50	9.20	11.75	95	4.29	A	A+	4.23	5.30	1752	1.03
	1.5+1.5+6.0	1.43	1.43	5.73	---	2.93	8.60	10.59	0.55	1.99	2.31	2.50	9.11	10.57	95	4.33	A	A+	4.27	5.30	1735	1.01
	1.5+2.0+2.0	2.35	3.13	3.13	---	2.01	8.60	10.26	0.41	2.05	2.41	1.89	9.39	11.03	95	4.21	A	A+	4.09	5.30	1814	1.1
	1.5+2.0+2.5	2.15	2.87	3.58	---	2.10	8.60	10.36	0.42	2.04	2.44	1.94	9.34	11.16	95	4.23	A	A+	4.10	5.30	1807	1.09
	1.5+2.0+3.5	1.84	2.46	4.30	---	2.31	8.60	10.45	0.44	2.02	2.58	2.02	9.25	11.79	95	4.26	A	A+	4.14	5.30	1793	1.07
	1.5+2.0+4.2	1.68	2.23	4.69	---	2.31	8.60	10.46	0.44	2.01	2.57	2.02	9.20	11.75	95	4.28	A	A+	4.15	5.30	1786	1.07
	1.5+2.0+5.0	1.52	2.02	5.06	---	2.71	8.60	10.88	0.55	2.00	2.64	2.50	9.16	12.08	95	4.32	A	A+	4.23	5.30	1752	1.03
	1.5+2.0+6.0	1.36	1.81	5.43	---	2.93	8.60	10.89	0.55	1.98	2.38	2.50	9.07	10.91	95	4.36	A	A+	4.27	5.30	1735	1.01
	1.5+2.5+2.5	1.98	3.31	3.31	---	2.20	8.60	10.47	0.45	2.03	2.44	2.06	9.30	11.16	95	4.25	A	A+	4.12	5.30	1800	1.08
	1.5+2.5+3.5	1.72	2.87	4.01	---	2.40	8.60	10.58	0.47	2.02	2.57	2.15	9.25	11.75	95	4.27	A	A+	4.16	5.30	1782	1.06
	1.5+2.5+4.2	1.57	2.62	4.40	---	2.41	8.60	10.58	0.47	2.00	2.57	2.15	9.16	11.75	95	4.30	A	A+	4.19	5.30	1768	1.05
	1.5+2.5+5.0	1.43	2.39	4.78	---	2.81	8.60	11.00	0.56	1.99	2.64	2.58	9.11	12.08	95	4.34	A	A+	4.27	5.30	1735	1.01
	1.5+2.5+6.0	1.29	2.15	5.16	---	3.02	8.60	11.00	0.57	1.97	2.38	2.62	9.02	10.91	95	4.38	A	A+	4.31	5.30	1719	0.99
	1.5+3.5+3.5	1.52	3.54	3.54	---	2.69	8.60	10.59	0.55	1.99	2.57	2.50	9.11	11.75	95	4.33	A	A+	4.20	5.30	1765	1.04
	1.5+3.5+4.2	1.40	3.27	3.93	---	2.69	8.60	10.59	0.55	1.98	2.56	2.50	9.07	11.71	95	4.35	A	A+	4.22	5.30	1755	1.03
	1.5+3.5+5.0	1.29	3.01	4.30	---	3.00	8.60	10.93	0.62	1.97	2.59	2.84	9.02	11.87	95	4.38	A	A+	4.30	5.30	1722	0.99
	1.5+3.5+6.0	1.17	2.74	4.69	---	2.93	8.60	10.93	0.55	1.96	2.37	2.50	8.98	10.86	95	4.40	A	A+	4.34	5.30	1707	0.98
	1.5+4.2+4.2	1.30	---	3.65	3.65	2.69	8.60	10.68	0.55	1.98	2.59	2.50	9.07	11.87	95	4.35	A	A+	4.24	5.30	1748	1.02
	1.5+4.2+5.0	1.21	---	3.38	4.02	3.00	8.60	10.99	0.62	1.96	2.67	2.84	8.98	12.21	95	4.39	A	A+	4.32	5.30	1716	0.99
	2.0+2.0+2.0	2.60	2.60	2.60	---	2.01	7.80	10.44	0.41	1.72	2.48	1.89	7.88	11.37	95	4.56	A	A+	4.07	5.30	1821	1.1
	2.0+2.0+2.5	2.52	2.52	3.15	---	2.10	8.20	10.52	0.42	1.83	2.52	1.94	8.38	11.54	95	4.49	A	A+	4.09	5.30	1814	1.1
	2.0+2.0+3.5	2.29	2.29	4.01	---	2.31	8.60	10.63	0.44	2.04	2.65	2.02	9.34	12.13	95	4.22	A	A+	4.13	5.30	1796	1.08
	2.0+2.0+4.2	2.10	2.10	4.40	---	2.31	8.60	10.63	0.44	2.02	2.65	2.02	9.25	12.13	95	4.26	A	A+	4.14	5.30	1789	1.07
	2.0+2.0+5.0	1.91	1.91	4.78	---	2.71	8.60	10.82	0.55	2.00	2.72	2.50	9.16	12.46	95	4.30	A	A+	4.22	5.30	1755	1.03
	2.0+2.0+6.0	1.72	1.72	5.16	---	2.93	8.60	10.95	0.55	1.99	2.46	2.50	9.11	11.24	95	4.32	A	A+	4.26	5.30	1739	1.01
	2.0+2.5+2.5	2.46	3.07	3.07	---	2.20	8.60	10.54	0.43	1.97	2.61	1.98	9.02	11.96	95	4.38	A	A+	4.10	5.30	1807	1.09

Combination tables

Heating

Outdoor unit	Indoor unit	Cooling capacity (kW)				Total capacity (kW)			Power input (kW)			Total current (A)			Power factor (%)	COP	ENERGY LABEL	Seasonal data				
		A room	B room	C room	D room	Min.	Nom.	Max.	Min.	Nom.	Max.	Min.	Nom.	Max.				label	SCOP	Pdesign	AEC	Back-up heater capacity at -10°C
4MXM68N2V1B	2.0+2.5+3.5	2.15	2.69	3.76	---	2.40	8.60	10.63	0.46	2.02	2.65	2.11	9.25	12.13	95	4.27	A	A+	4.14	5.30	1789	1.07
	2.0+2.5+4.2	1.98	2.47	4.15	---	2.41	8.60	10.64	0.46	2.01	2.64	2.11	9.20	12.08	95	4.29	A	A+	4.16	5.30	1782	1.06
	2.0+2.5+5.0	1.81	2.26	4.53	---	2.81	8.60	11.06	0.56	1.98	2.75	2.58	9.07	12.59	95	4.34	A	A+	4.24	5.30	1748	1.02
	2.0+2.5+6.0	1.64	2.05	4.91	---	3.02	8.60	11.07	0.56	1.98	2.43	2.58	9.07	11.12	95	4.36	A	A+	4.28	5.30	1732	1.01
	2.0+3.5+3.5	1.91	3.34	3.34	---	2.69	8.60	10.76	0.52	2.00	2.70	2.37	9.16	12.34	95	4.32	A	A+	4.18	5.30	1772	1.05
	2.0+3.5+4.2	1.77	3.10	3.72	---	2.69	8.60	10.76	0.52	1.99	2.69	2.37	9.11	12.29	95	4.33	A	A+	4.20	5.30	1765	1.04
	2.0+3.5+5.0	1.64	2.87	4.10	---	3.00	8.60	11.11	0.58	1.98	2.82	2.67	9.07	12.88	95	4.36	A	A+	4.28	5.30	1732	1.01
	2.0+4.2+4.2	1.65	---	3.47	3.47	2.69	8.60	10.77	0.52	1.97	2.69	2.37	9.02	12.29	95	4.38	A	A+	4.32	5.30	1716	0.99
	2.5+2.5+2.5	2.87	2.87	2.87	---	2.31	8.60	10.65	0.45	1.99	2.64	2.06	9.11	12.08	95	4.32	A	A+	4.12	5.30	1800	1.08
	2.5+2.5+3.5	2.53	2.53	3.54	---	2.50	8.60	10.87	0.48	1.99	2.72	2.19	9.11	12.46	95	4.34	A	A+	4.16	5.30	1782	1.06
	2.5+2.5+4.2	2.34	2.34	3.93	---	2.50	8.60	10.88	0.48	1.97	2.72	2.19	9.02	12.46	95	4.37	A	A+	4.18	5.30	1775	1.05
	2.5+2.5+5.0	2.15	2.15	4.30	---	2.91	8.60	11.07	0.58	1.96	2.78	2.67	8.98	12.72	95	4.41	A	A+	4.26	5.30	1742	1.02
	2.5+2.5+6.0	1.95	1.95	4.69	---	3.12	8.60	11.08	0.58	1.94	2.43	2.67	8.88	11.12	95	4.45	A	A+	4.30	5.30	1726	1
	2.5+3.5+3.5	2.26	3.17	3.17	---	2.78	8.60	11.00	0.53	1.96	2.72	2.41	8.98	12.46	95	4.40	A	A+	4.20	5.30	1765	1.04
	2.5+3.5+4.2	2.11	2.95	3.54	---	2.79	8.60	11.01	0.53	1.96	2.71	2.41	8.98	12.42	95	4.41	A	A+	4.22	5.30	1758	1.04
	2.5+3.5+5.0	1.95	2.74	3.91	---	3.19	8.60	11.08	0.60	1.90	2.74	2.75	8.70	12.55	95	4.54	A	A+	4.30	5.30	1726	1
	2.5+4.2+4.2	1.97	---	3.31	3.31	2.79	8.60	11.01	0.53	1.95	2.71	2.41	8.93	12.42	95	4.42	A	A+	4.23	5.30	1752	1.03
	3.5+3.5+3.5	2.87	2.87	2.87	---	2.98	8.60	11.06	0.57	1.94	2.79	2.62	8.88	12.76	95	4.44	A	A+	4.24	5.30	1748	1.02
	1.5+1.5+1.5+1.5	1.95	1.95	1.95	1.95	2.47	7.80	10.07	0.49	1.62	2.12	2.24	7.42	9.68	95	4.82	A	A+	4.18	5.80	1942	1.15
	1.5+1.5+1.5+2.0	1.89	1.89	1.89	2.52	2.47	8.20	10.25	0.49	1.77	2.19	2.24	8.11	10.02	95	4.65	A	A+	4.19	5.80	1937	1.15
	1.5+1.5+1.5+2.5	1.84	1.84	1.84	3.07	2.57	8.60	10.36	0.50	1.88	2.20	2.28	8.61	10.07	95	4.59	A	A+	4.19	5.80	1934	1.14
	1.5+1.5+1.5+3.5	1.61	1.61	1.61	3.76	2.77	8.60	10.46	0.54	1.84	2.21	2.45	8.43	10.11	95	4.68	A	A+	4.24	5.80	1915	1.13
	1.5+1.5+1.5+4.2	1.48	1.48	1.48	4.15	2.78	8.60	10.46	0.53	1.84	2.20	2.41	8.43	10.06	95	4.70	A	A+	4.27	5.80	1901	1.12
	1.5+1.5+1.5+5.0	1.36	1.36	1.36	4.53	3.10	8.60	10.52	0.59	1.83	2.13	2.71	8.38	9.73	95	4.71	A	A+	4.28	5.80	1896	1.08
	1.5+1.5+1.5+6.0	1.23	1.23	1.23	4.91	3.04	8.60	10.88	0.45	1.79	1.98	2.06	8.20	9.05	95	4.81	A	A+	4.38	5.80	1854	1.06
	1.5+1.5+2.0+2.0	1.84	1.84	2.46	2.46	2.47	8.60	10.44	0.49	1.87	2.26	2.24	8.56	10.36	95	4.60	A	A+	4.20	5.80	1931	1.14
	1.5+1.5+2.0+2.5	1.72	1.72	2.29	2.87	2.57	8.60	10.54	0.50	1.87	2.27	2.28	8.56	10.39	95	4.62	A	A+	4.21	5.80	1926	1.13
	1.5+1.5+2.0+3.5	1.52	1.52	2.02	3.54	2.77	8.60	10.64	0.54	1.84	2.26	2.45	8.43	10.34	95	4.70	A	A+	4.28	5.80	1895	1.12
	1.5+1.5+2.0+4.2	1.40	1.40	1.87	3.93	2.78	8.60	10.65	0.53	1.82	2.25	2.41	8.33	10.30	95	4.74	A	A+	4.32	5.80	1877	1.11
	1.5+1.5+2.0+5.0	1.29	1.29	1.72	4.30	3.10	8.60	10.71	0.59	1.82	2.20	2.71	8.33	10.06	95	4.75	A	A+	4.34	5.80	1871	1.07
	1.5+1.5+2.0+6.0	1.17	1.17	1.56	4.69	3.04	8.60	11.07	0.45	1.78	2.04	2.06	8.15	9.35	95	4.85	A	A+	4.44	5.80	1829	1.05
	1.5+1.5+2.5+2.5	1.61	1.61	2.69	2.69	2.67	8.60	10.55	0.52	1.86	2.23	2.37	8.52	10.19	95	4.63	A	A+	4.22	5.80	1921	1.12
	1.5+1.5+2.5+3.5	1.43	1.43	2.39	3.34	2.98	8.60	10.65	0.59	1.82	2.27	2.71	8.33	10.40	95	4.74	A	A+	4.32	5.80	1878	1.11
	1.5+1.5+2.5+4.2	1.33	1.33	2.22	3.72	2.98	8.60	10.65	0.58	1.81	2.27	2.67	8.29	10.40	95	4.77	A	A+	4.34	5.80	1869	1.1
	1.5+1.5+2.5+5.0	1.23	1.23	2.05	4.10	3.10	8.60	10.90	0.59	1.80	2.25	2.71	8.24	10.30	95	4.80	A	A+	4.38	5.80	1852	1.06
	1.5+1.5+3.5+3.5	1.29	1.29	3.01	3.01	3.18	8.60	10.75	0.64	1.78	2.30	2.93	8.15	10.53	95	4.85	A	A+	4.45	5.80	1822	1.09
	1.5+1.5+3.5+4.2	1.21	1.21	2.81	3.38	2.99	8.60	10.85	0.58	1.78	2.34	2.67	8.15	10.69	95	4.86	A	A++	4.60	5.80	1765	1.09
	1.5+2.0+2.0+2.0	1.72	2.29	2.29	2.29	2.47	8.60	10.63	0.49	1.87	2.34	2.24	8.56	10.69	95	4.62	A	A+	4.21	5.80	1926	1.13
	1.5+2.0+2.0+2.5	1.61	2.15	2.15	2.69	2.57	8.60	10.72	0.50	1.86	2.35	2.28	8.52	10.76	95	4.63	A	A+	4.22	5.80	1921	1.12
	1.5+2.0+2.0+3.5	1.43	1.91	1.91	3.34	2.77	8.60	10.83	0.54	1.81	2.36	2.45	8.29	10.80	95	4.76	A	A+	4.32	5.80	1880	1.11
	1.5+2.0+2.0+4.2	1.33	1.77	1.77	3.72	2.78	8.60	10.84	0.53	1.80	2.35	2.41	8.24	10.74	95	4.78	A	A+	4.33	5.80	1872	1.1
	1.5+2.0+2.0+5.0	1.23	1.64	1.64	4.10	3.10	8.60	10.90	0.59	1.79	2.26	2.71	8.20	10.36	95	4.82	A	A+	4.36	5.80	1859	1.06
	1.5+2.0+2.5+2.5	1.52	2.02	2.53	2.53	2.67	8.60	10.72	0.52	1.86	2.29	2.37	8.52	10.48	95	4.65	A	A+	4.23	5.80	1917	1.12
	1.5+2.0+2.5+3.5	1.36	1.81	2.26	3.17	2.98	8.60	10.83	0.59	1.80	2.35	2.71	8.24	10.74	95	4.78	A	A+	4.34	5.80	1871	1.1
	1.5+2.0+2.5+4.2	1.26	1.69	2.11	3.54	2.98	8.60	10.84	0.58	1.80	2.35	2.67	8.24	10.74	95	4.80	A	A+	4.35	5.80	1864	1.09
	1.5+2.0+2.5+5.0	1.17	1.56	1.95	3.91	3.10	8.60	11.09	0.59	1.79	2.33	2.71	8.20	10.66	95	4.83	A	A+	4.38	5.80	1854	1.06
	1.5+2.0+3.5+3.5	1.23	1.64	2.87	2.87	3.18	8.60	10.93	0.64	1.78	2.37	2.93	8.15	10.86	95	4.84	A	A++	4.62	5.80	1757	1.09
	1.5+2.5+2.5+2.5	1.43	2.39	2.39	2.39	2.77	8.60	10.73	0.55	1.85	2.29	2.50	8.47	10.48	95	4.66	A	A+	4.24	5.80	1912	1.11
	1.5+2.5+2.5+3.5	1.29	2.15	2.15	3.01	3.08	8.60	10.92	0.62	1.79	2.38	2.84	8.20	10.91	95	4.81	A	A+	4.37	5.80	1858	1.09
	1.5+2.5+2.5+4.2	1.21	2.01	2.01	3.38	2.98	8.60	11.01	0.58	1.78	2.41	2.67	8.15	11.03	95	4.83	A	A+	4.39	5.80	1848	1.09
	1.5+2.5+3.5+3.5	1.17	1.95	2.74	2.74	3.18	8.60	11.02	0.64	1.76	2.41	2.93	8.06	11.03	95	4.90	A	A+++	4.63	5.80	1751	1.08
	2.0+2.0+2.0+2.0	2.15	2.15	2.15	2.15	2.47	8.60	10.81	0.49	1.86	2.40	2.24	8.52	10.99	95	4.63	A	A+	4.22	5.80	1921	1.12
	2.0+2.0+2.0+2.5	2.02	2.02	2.02	2.53	2.57	8.60	10.90	0.50	1.86	2.41	2.28	8.52	11.03	95	4.65	A	A+	4.23	5.80	1917	1.12
	2.0+2.0+2.0+3.5	1.81	1.81	1.81	3.17	2.77	8.60	11.00	0.54	1.79	2.42	2.45	8.20	11.07	95	4.83	A	A+	4.38	5.80	1853	1.1
	2.0+2.0+2.0+4.2	1.69	1.69	1.69	3.54	2.78	8.60	11.01	0.53	1.80	2.42	2.41	8.24	11.07	95	4.80	A	A+	4.40	5.80	1846	1.09
	2.0+2.0+2.0+5.0	1.56	1.56	1.56	3.91	3.10	8.60	11.08	0.59	1.78	2.34	2.71	8.15	10.69	95	4.83	A	A+	4.42	5.80	1836	1.06
	2.0+2.0+2.5+2.5	1.91	1.91	2.39	2.39	2.67	8.60	10.91	0.52	1.85	2.36	2.37	8.47	10.82	95	4.66	A	A+	4.24	5.80	1912	1.11
	2.0+2.0+2.5+3.5	1.72	1.72	2.15	3.01	2.98	8.60	11.01	0.56	1.78	2.42	2.58	8.15	11.07	95	4.83	A	A+	4.39	5.80	1850	1.09
	2.0+2.0+2.5+4.2	1.61	1.61	2.01	3.38	2.98	8.60	11.01	0.56	1.78	2.42	2.58	8.15	11.07	95	4.85	A	A+	4.40	5.80	1842	1.09
	2.0+2.0+3.5+3.5	1.56	1.56	2.74	2.74	3.18	8.60	11.12	0.61	1.76	2.45	2.80	8.06	11.20	95	4.90	A	A+++	4.65	5.80	1745	1.08
	2.0+2.5+2.5+2.5	1.81	2.26	2.26	2.26	2.77	8.60	10.91	0.54	1.84	2.36	2.45	8.43	10.82	95	4.68	A	A+	4.26	5.80	1905	1.1
	2.0+2.5+2.5+3.5	1.64	2.05	2.05	2.87	3.08	8.60	11.11	0.59	1.78	2.46	2.71	8.15	11.24	95	4.85	A	A+	4.39	5.80	1846	1.08
	2.5+2.5+2.5+2.5	2.15	2.15	2.15	2.15	2.88	8.60	11.10	0.54	1.84	2.38	2.45	8.43	10.91	95	4.70	A	A+	4.27	5.80	1900	1.09
	2.5+2.5+2.5+3.5	1.95	1.95	1.95	2.74	3.18	8.60	11.11	0.60	1.79	2.37	2.75	8.20	10.86	95	4.83	A	A+	4.42	5.80	1835	1.08

Combination tables

Cooling

Outdoor unit	Indoor unit	Cooling capacity (kW)				Total capacity (kW)			Power input (kW)			Total current (A)			Power factor (%)	EER	Energy label	AEC (kWh)	Seasonal data			
		A room	B room	C room	D room	Min.	Nom.	Max.	Min.	Nom.	Max.	Min.	Nom.	Max.					Label	SEER	Pdesign	AEC
4MXM80N2V1B	1.5	1.80	---	---	---	1.73	1.80	2.89	0.42	0.52	1.00	1.91	2.38	4.57	95	---	---	---	---	---	---	---
	2.0	2.00	---	---	---	1.78	2.00	3.05	0.45	0.60	1.04	2.04	2.75	4.75	95	---	---	---	---	---	---	---
	2.5	2.50	---	---	---	1.85	2.50	3.59	0.48	0.78	1.31	2.18	3.57	5.99	95	---	---	---	---	---	---	---
	3.5	3.50	---	---	---	1.89	3.50	4.95	0.48	1.19	1.52	2.18	5.45	6.97	95	---	---	---	---	---	---	---
	4.2	---	4.20	---	---	1.94	4.20	5.02	0.49	1.43	1.53	2.22	6.55	7.01	95	---	---	---	---	---	---	---
	5.0	---	5.00	---	---	2.05	5.00	5.76	0.46	1.67	1.76	2.09	7.65	8.04	95	---	---	---	---	---	---	---
	6.0	---	6.00	---	---	2.15	6.00	6.73	0.46	2.01	2.36	2.09	9.20	10.79	95	---	---	---	---	---	---	---
	7.1	---	7.10	---	---	2.26	7.10	7.41	0.49	2.71	2.75	2.22	12.41	12.56	95							
	1.5+1.5	1.50	1.50	---	---	1.87	3.00	4.11	0.42	0.47	0.97	1.94	2.16	4.44	95	6.48	A	235	A++	6.96	3.0	151
	1.5+2.0	1.50	2.00	---	---	1.89	3.50	4.60	0.46	0.57	1.14	2.11	2.61	5.21	95	6.18	A	285	A++	7.09	3.5	173
	1.5+2.5	1.50	2.50	---	---	1.95	4.00	5.07	0.42	0.69	1.23	1.94	3.16	5.62	95	5.88	A	345	A++	7.18	4.0	195
	1.5+3.5	1.50	3.50	---	---	2.05	5.00	5.95	0.42	0.93	1.62	1.94	4.26	7.41	95	5.43	A	465	A++	7.33	5.0	239
	1.5+4.2	1.50	4.20	---	---	2.12	5.70	6.51	0.46	1.14	1.87	2.11	5.22	8.55	95	5.03	A	570	A++	7.34	5.7	272
	1.5+5.0	1.50	5.00	---	---	2.20	6.50	7.09	0.47	1.35	2.23	2.15	6.18	10.22	95	4.83	A	675	A++	7.41	6.5	307
	1.5+6.0	1.48	5.92	---	---	2.32	7.40	7.74	0.51	1.64	2.38	2.32	7.51	10.88	95	4.53	A	820	A++	7.36	7.4	352
	1.5+7.1	1.40	6.60	---	---	2.47	8.00	8.35	0.54	1.85	2.74	2.48	8.47	12.55	95	4.33	A	925	A++	7.35	8.0	410
	2.0+2.0	2.00	2.00	---	---	1.95	4.00	5.41	0.46	0.68	1.49	2.11	3.12	6.80	95	5.90	A	340	A++	7.18	4.0	195
	2.0+2.5	2.00	2.50	---	---	2.00	4.50	5.84	0.46	0.82	1.58	2.11	3.76	7.21	95	5.55	A	410	A++	7.23	4.5	218
	2.0+3.5	2.00	3.50	---	---	2.10	5.50	6.44	0.46	1.06	2.17	2.11	4.86	9.94	95	5.23	A	530	A++	7.38	5.5	261
	2.0+4.2	2.00	4.20	---	---	2.17	6.20	6.91	0.46	1.27	2.28	2.11	5.82	10.43	95	4.91	A	635	A++	7.39	6.2	294
	2.0+5.0	2.00	5.00	---	---	2.25	7.00	7.45	0.47	1.47	2.46	2.15	6.73	11.24	95	4.78	A	735	A++	7.43	7.0	330
	2.0+6.0	1.85	5.55	---	---	2.39	7.40	8.06	0.51	1.61	2.55	2.32	7.37	11.69	95	4.61	A	805	A++	7.38	7.4	351
	2.0+7.1	1.76	6.24	---	---	2.53	8.00	8.62	0.54	1.76	2.93	2.48	8.06	13.40	95	4.57	A	880	A++	7.40	8.0	379
	2.5+2.5	2.50	2.50	---	---	2.05	5.00	6.24	0.42	0.92	2.17	1.94	4.22	9.94	95	5.48	A	460	A++	7.34	5.0	239
	2.5+3.5	2.50	3.50	---	---	2.15	6.00	6.73	0.46	1.24	2.12	2.11	5.68	9.69	95	4.87	A	620	A++	7.39	6.0	285
	2.5+4.2	2.50	4.20	---	---	2.22	6.70	7.25	0.46	1.39	2.34	2.11	6.37	10.71	95	4.82	A	695	A++	7.45	6.7	315
	2.5+5.0	2.47	4.93	---	---	2.32	7.40	7.74	0.50	1.61	2.63	2.27	7.37	12.06	95	4.61	A	805	A++	7.36	7.4	352
	2.5+6.0	2.35	5.65	---	---	2.46	8.00	8.32	0.54	1.76	2.73	2.48	8.06	12.50	95	4.57	A	880	A++	7.40	8.0	379
	2.5+7.1	2.08	5.92	---	---	2.60	8.00	8.83	0.54	1.79	3.05	2.48	8.20	13.97	95	4.49	A	895	A++	7.39	8.0	403
	3.5+3.5	3.50	3.50	---	---	2.25	7.00	7.45	0.46	1.47	2.56	2.11	6.73	11.73	95	4.78	A	735	A++	7.43	7.0	330
	3.5+4.2	3.50	4.20	---	---	2.35	7.70	7.88	0.50	1.69	2.74	2.27	7.74	12.55	95	4.58	A	845	A++	7.40	7.7	365
	3.5+5.0	3.29	4.71	---	---	2.46	8.00	8.32	0.53	1.75	3.00	2.44	8.01	13.73	95	4.59	A	875	A++	7.37	8.0	380
	3.5+6.0	2.95	5.05	---	---	2.58	8.00	8.79	0.54	1.73	3.66	2.48	7.92	16.74	95	4.64	A	865	A++	7.38	8.0	380
	3.5+7.1	2.64	5.36	---	---	2.74	8.00	8.48	0.58	1.87	2.80	2.65	8.56	12.83	95	4.29	A	935	A++	7.27	8.0	434
	4.2+4.2	---	4.00	4.00	---	2.44	8.00	8.27	0.53	1.81	3.04	2.44	8.29	13.93	95	4.43	A	905	A++	7.38	8.0	399
	4.2+5.0	---	3.65	4.35	---	2.54	8.00	8.65	0.53	1.77	3.20	2.44	8.11	14.62	95	4.53	A	885	A++	7.32	8.0	383
	4.2+6.0	---	3.29	4.71	---	2.68	8.00	9.07	0.58	1.82	3.26	2.65	8.33	14.91	95	4.41	A	910	A++	7.29	8.0	408
	4.2+7.1	---	2.97	5.03	---	2.83	8.00	9.34	0.62	1.87	3.40	2.82	8.56	15.56	95	4.30	A	935	A++	7.27	8.0	434
	5.0+5.0	---	4.00	4.00	---	2.65	8.00	8.83	0.57	1.74	3.22	2.61	7.97	14.75	95	4.61	A	870	A++	7.40	8.0	402
	5.0+6.0	---	3.64	4.36	---	2.79	8.00	9.32	0.62	1.72	3.28	2.82	7.88	15.03	95	4.66	A	860	A++	7.44	8.0	423
	5.0+7.1	---	3.31	4.69	---	2.94	8.00	9.54	0.62	1.70	3.43	2.82	7.79	15.68	95	4.71	A	850	A++	7.45	8.0	423
	6.0+6.0	---	4.36	3.64	---	2.93	8.00	9.58	0.62	1.71	3.20	2.82	7.83	14.66	95	4.68	A	855	A++	7.45	8.0	423
	6.0+7.1	---	3.66	4.34	---	3.08	8.00	9.74	0.65	1.70	3.35	2.99	7.79	15.32	95	4.73	A	850	A++	7.45	8.0	423
	7.1+7.1	---	4.00	4.00	---	3.23	8.00	9.79	0.69	1.70	3.36	3.16	7.79	15.36	95	4.73	A	850	A++	7.45	8.0	423
	1.5+1.5+1.5	1.50	1.50	1.50	---	2.00	4.50	5.52	0.44	0.76	1.31	2.02	3.48	5.99	95	5.98	A	380	A++	7.93	4.5	199
	1.5+1.5+2.0	1.50	1.50	2.00	---	2.05	5.00	5.95	0.48	0.87	1.49	2.19	3.99	6.80	95	5.80	A	435	A++	8.00	5.0	219
	1.5+1.5+2.5	1.50	1.50	2.50	---	2.10	5.50	6.35	0.48	0.98	1.68	2.19	4.49	7.70	95	5.62	A	490	A++	8.23	5.5	234
	1.5+1.5+3.5	1.50	1.50	3.50	---	2.20	6.50	7.09	0.48	1.24	2.04	2.19	5.68	9.33	95	5.27	A	620	A++	8.25	6.5	276
	1.5+1.5+4.2	1.50	1.50	4.20	---	2.28	7.20	7.56	0.48	1.43	2.26	2.19	6.55	10.35	95	5.05	A	715	A++	8.22	7.2	307
	1.5+1.5+5.0	1.39	1.39	4.63	---	2.39	7.40	8.04	0.52	1.53	2.45	2.36	7.01	11.20	95	4.86	A	765	A++	8.14	7.4	318
	1.5+1.5+6.0	1.33	1.33	5.33	---	2.52	8.00	8.55	0.55	1.73	2.54	2.53	7.92	11.61	95	4.64	A	865	A++	8.09	8.0	346
	1.5+1.5+7.1	1.19	1.19	5.62	---	2.67	8.00	9.02	0.59	1.81	2.79	2.69	8.29	12.79	95	4.42	A	905	A++	8.04	8.0	370
	1.5+2.0+2.0	1.50	2.00	2.00	---	2.10	5.50	6.35	0.48	0.98	1.68	2.19	4.49	7.70	95	5.64	A	490	A++	8.21	5.5	235
	1.5+2.0+2.5	1.50	2.00	2.50	---	2.15	6.00	6.73	0.48	1.10	1.83	2.19	5.04	8.39	95	5.46	A	550	A++	8.20	6.0	256
	1.5+2.0+3.5	1.50	2.00	3.50	---	2.25	7.00	7.43	0.48	1.36	2.21	2.19	6.23	10.10	95	5.18	A	680	A++	8.23	7.0	298
	1.5+2.0+4.2	1.50	2.00	4.20	---	2.35	7.70	7.86	0.51	1.62	2.44	2.32	7.42	11.16	95	4.78	A	810	A++	8.16	7.7	331
	1.5+2.0+5.0	1.41	1.88	4.71	---	2.46	8.00	8.30	0.54	1.72	2.63	2.48	7.88	12.02	95	4.66	A	860	A++	8.08	8.0	347
	1.5+2.0+6.0	1.26	1.68	5.05	---	2.58	8.00	8.77	0.55	1.71	2.67	2.53	7.83	12.22	95	4.68	A	855	A++	8.07	8.0	347
	1.5+2.0+7.1	1.13	1.51	5.36	---	2.74	8.00	9.19	0.59	1.85	2.93	2.69	8.47	13.40	95	4.33	A	925	A++	7.98	8.0	395
	1.5+2.5+2.5	1.50	2.50	2.50	---	2.20	6.50	7.09	0.48	1.24	2.04	2.19	5.68	9.33	95	5.26	A	620	A++	8.21	6.5	278
	1.5+2.5+3.5	1.48	2.47	3.45	---	2.32	7.40	7.74	0.51	1.51	2.38	2.32	6.92	10.88	95	4.93	A	755	A++	8.19	7.4	317
	1.5+2.5+4.2	1.46	2.44	4.10	---	2.42	8.00	8.15	0.51	1.75	2.62	2.32	8.01	11.98	95	4.58	A	875	A++	8.07	8.0	356
	1.5+2.5+5.0	1.33	2.22	4.44	---	2.52	8.00	8.55	0.54	1.72	2.76	2.48	7.88	12.63	95	4.66	A	860	A++	8.08	8.0	347
	1.5+2.5+6.0	1.20	2.00	4.80	---	2.65	8.00	8.98	0.55	1.81	2.79	2.53	8.29	12.79	95	4.42	A	905	A++	8.04	8.0	370
	1.5+2.5+7.1	1.08	1.80	5.12	---	2.80	8.00	9.34	0.59	1.85	3.00	2.69	8.47	13.73	95	4.33	A	925	A++	7.98	8.0	395
	1.5+3.5+3.5	1.41	3.29	3.29	---	2.46	8.00	8.30	0.54	1.76	2.74	2.48	8.06	12.55	95	4.56	A	880	A++	8.05	8.0	348
	1.5+3.5+4.2	1.30	3.04	3.65	---	2.54	8.00	8.64	0.54	1.75	2.93	2.48	8.01	13.40	95	4.58	A	875	A++	8.04	8.0	349

Combination tables

Cooling

Outdoor unit	Indoor unit	Cooling capacity (kW)				Total capacity (kW)			Power input (kW)			Total current (A)			Power factor (%)	EER	Energy label	AEC (kWh)	Seasonal data			
		A room	B room	C room	D room	Min.	Nom.	Max.	Min.	Nom.	Max.	Min.	Nom.	Max.					Label	SEER	Pdesign	AEC
4MXM80N2V1B	1.5+3.5+5.0	1.20	2.80	4.00	---	2.65	8.00	8.98	0.58	1.81	3.08	2.65	8.29	14.09	95	4.42	A	905	A++	8.04	8.0	370
	1.5+3.5+6.0	1.09	2.55	4.36	---	2.79	8.00	9.31	0.59	1.85	3.00	2.69	8.47	13.73	95	4.33	A	925	A++	7.98	8.0	395
	1.5+3.5+7.1	0.99	2.31	4.69	---	2.94	8.00	9.58	0.62	1.83	3.21	2.82	8.38	14.70	95	4.38	A	915	A++	7.99	8.0	394
	1.5+4.2+4.2	1.21	3.39	3.39	---	2.64	8.00	8.94	0.58	1.74	3.12	2.65	7.97	14.30	95	4.60	A	870	A++	8.20	8.0	423
	1.5+4.2+5.0	1.12	3.14	3.74	---	2.75	8.00	9.22	0.58	1.71	3.21	2.65	7.83	14.70	95	4.70	A	855	A++	8.11	8.0	389
	1.5+4.2+6.0	1.03	2.87	4.10	---	2.89	8.00	9.49	0.62	1.69	3.14	2.82	7.74	14.38	95	4.75	A	845	A++	8.12	8.0	388
	1.5+4.2+7.1	0.94	2.63	4.44	---	3.04	8.00	9.69	0.65	1.67	3.28	2.99	7.65	15.03	95	4.80	A	835	A++	8.12	8.0	388
	1.5+5.0+5.0	1.04	3.48	3.48	---	2.86	8.00	9.45	0.62	1.61	3.31	2.82	7.37	15.15	95	4.98	A	805	A++	8.12	8.0	388
	1.5+5.0+6.0	0.96	3.20	3.84	---	3.00	8.00	9.64	0.63	1.60	3.16	2.86	7.33	14.46	95	5.00	A	800	A++	8.12	8.0	388
	1.5+5.0+7.1	0.88	2.94	4.18	---	3.15	8.00	9.76	0.65	1.59	3.23	2.99	7.28	14.79	95	5.05	A	795	A++	8.13	8.0	388
	1.5+6.0+6.0	0.89	3.56	3.56	---	3.13	8.00	9.75	0.66	1.60	2.93	3.03	7.33	13.40	95	5.02	A	800	A++	8.12	8.0	388
	2.0+2.0+2.0	2.00	2.00	2.00	---	2.15	6.00	6.76	0.48	1.10	1.89	2.19	5.04	8.64	95	5.46	A	550	A++	8.20	6.0	256
	2.0+2.0+2.5	2.00	2.00	2.50	---	2.20	6.50	7.09	0.48	1.24	2.04	2.19	5.68	9.33	95	5.26	A	620	A++	8.21	6.5	278
	2.0+2.0+3.5	1.97	1.97	3.45	---	2.32	7.40	7.76	0.51	1.51	2.38	2.32	6.92	10.88	95	4.93	A	755	A++	8.19	7.4	317
	2.0+2.0+4.2	1.95	1.95	4.10	---	2.42	8.00	8.17	0.51	1.75	2.55	2.32	8.01	11.69	95	4.58	A	875	A++	8.07	8.0	356
	2.0+2.0+5.0	1.78	1.78	4.44	---	2.52	8.00	8.57	0.54	1.72	2.82	2.48	7.88	12.91	95	4.66	A	860	A++	8.07	8.0	347
	2.0+2.0+6.0	1.60	1.60	4.80	---	2.65	8.00	9.00	0.55	1.81	2.79	2.53	8.29	12.79	95	4.42	A	905	A++	8.03	8.0	371
	2.0+2.0+7.1	1.44	1.44	5.12	---	2.80	8.00	9.36	0.59	1.83	3.07	2.69	8.38	14.05	95	4.38	A	915	A++	7.99	8.0	395
	2.0+2.5+2.5	2.00	2.50	2.50	---	2.25	7.00	7.45	0.48	1.36	2.21	2.19	6.23	10.10	95	5.18	A	680	A++	8.23	7.0	298
	2.0+2.5+3.5	1.85	2.31	3.24	---	2.39	7.40	8.06	0.51	1.50	2.55	2.32	6.87	11.69	95	4.94	A	750	A++	8.19	7.4	317
	2.0+2.5+4.2	1.84	2.30	3.86	---	2.48	8.00	8.43	0.54	1.75	2.68	2.48	8.01	12.26	95	4.59	A	875	A++	8.12	8.0	375
	2.0+2.5+5.0	1.68	2.11	4.21	---	2.58	8.00	8.79	0.54	1.72	2.95	2.48	7.88	13.48	95	4.67	A	860	A++	8.07	8.0	347
	2.0+2.5+6.0	1.52	1.90	4.57	---	2.72	8.00	9.17	0.59	1.84	2.93	2.69	8.43	13.40	95	4.36	A	920	A++	8.00	8.0	381
	2.0+2.5+7.1	1.38	1.72	4.90	---	2.87	8.00	9.49	0.62	1.83	3.14	2.82	8.38	14.38	95	4.39	A	915	A++	8.00	8.0	394
	2.0+3.5+3.5	1.78	3.11	3.11	---	2.52	8.00	8.57	0.54	1.74	2.87	2.48	7.97	13.12	95	4.60	A	870	A++	8.05	8.0	348
	2.0+3.5+4.2	1.65	2.89	3.46	---	2.61	8.00	8.87	0.58	1.79	3.00	2.65	8.20	13.73	95	4.49	A	895	A++	8.02	8.0	371
	2.0+3.5+5.0	1.52	2.67	3.81	---	2.72	8.00	9.17	0.58	1.83	3.21	2.65	8.38	14.70	95	4.38	A	915	A++	7.99	8.0	381
	2.0+3.5+6.0	1.39	2.43	4.17	---	2.86	8.00	9.47	0.62	1.83	3.13	2.82	8.38	14.34	95	4.39	A	915	A++	7.99	8.0	394
	2.0+3.5+7.1	1.27	2.22	4.51	---	3.01	8.00	9.28	0.62	1.81	2.94	2.82	8.29	13.44	95	4.44	A	905	A++	8.00	8.0	394
	2.0+4.2+4.2	1.54	3.23	3.23	---	2.71	8.00	9.17	0.58	1.80	3.26	2.65	8.24	14.91	95	4.45	A	900	A++	8.00	8.0	381
	2.0+4.2+5.0	1.43	3.00	3.57	---	2.82	8.00	9.41	0.62	1.84	3.36	2.82	8.43	15.36	95	4.37	A	920	A++	7.98	8.0	395
	2.0+4.2+6.0	1.31	2.75	3.93	---	2.95	8.00	9.64	0.62	1.81	3.20	2.82	8.29	14.66	95	4.42	A	905	A++	7.99	8.0	395
	2.0+4.2+7.1	1.20	2.53	4.27	---	3.11	8.00	9.79	0.65	1.79	3.28	2.99	8.20	15.03	95	4.47	A	895	A++	8.00	8.0	394
	2.0+5.0+5.0	1.33	3.33	3.33	---	2.93	8.00	9.58	0.62	1.74	3.38	2.82	7.97	15.48	95	4.62	A	870	A++	8.02	8.0	393
	2.0+5.0+6.0	1.23	3.08	3.69	---	3.06	8.00	9.73	0.65	1.72	3.23	2.99	7.88	14.79	95	4.67	A	860	A++	8.02	8.0	393
	2.0+5.0+7.1	1.13	2.84	4.03	---	3.22	8.00	9.79	0.65	1.70	3.23	2.99	7.79	14.79	95	4.72	A	850	A++	8.03	8.0	392
	2.0+6.0+6.0	1.14	3.43	3.43	---	3.20	8.00	9.79	0.66	1.71	3.00	3.03	7.83	13.73	95	4.69	A	855	A++	8.03	8.0	393
	2.5+2.5+2.5	2.47	2.47	2.47	---	2.32	7.40	7.76	0.51	1.50	2.38	2.32	6.87	10.88	95	4.95	A	750	A++	8.19	7.4	316
	2.5+2.5+3.5	2.35	2.35	3.29	---	2.46	8.00	8.32	0.54	1.74	2.74	2.48	7.97	12.55	95	4.61	A	870	A++	8.06	8.0	347
	2.5+2.5+4.2	2.17	2.17	3.65	---	2.54	8.00	8.66	0.54	1.73	2.93	2.48	7.92	13.40	95	4.63	A	865	A++	8.08	8.0	347
	2.5+2.5+5.0	2.00	2.00	4.00	---	2.65	8.00	9.00	0.58	1.81	3.08	2.65	8.29	14.09	95	4.43	A	905	A++	8.02	8.0	371
	2.5+2.5+6.0	1.82	1.82	4.36	---	2.79	8.00	9.33	0.59	1.83	3.07	2.69	8.38	14.05	95	4.39	A	915	A++	8.00	8.0	394
	2.5+2.5+7.1	1.65	1.65	4.69	---	2.94	8.00	9.60	0.62	1.81	3.21	2.82	8.29	14.70	95	4.44	A	905	A++	8.01	8.0	394
	2.5+3.5+3.5	2.11	2.95	2.95	---	2.58	8.00	8.51	0.54	1.73	2.68	2.48	7.92	12.26	95	4.64	A	865	A++	8.07	8.0	347
	2.5+3.5+4.2	1.96	2.75	3.29	---	2.68	8.00	9.07	0.58	1.81	3.06	2.65	8.29	14.01	95	4.44	A	905	A++	8.03	8.0	371
	2.5+3.5+5.0	1.82	2.55	3.64	---	2.79	8.00	9.33	0.62	1.81	3.28	2.82	8.29	15.03	95	4.43	A	905	A++	7.99	8.0	395
	2.5+3.5+6.0	1.67	2.33	4.00	---	2.93	8.00	9.58	0.62	1.79	3.20	2.82	8.20	14.66	95	4.48	A	895	A++	8.00	8.0	394
	2.5+3.5+7.1	1.53	2.14	4.34	---	3.08	8.00	9.28	0.65	1.77	2.94	2.99	8.11	13.44	95	4.53	A	885	A++	8.00	8.0	394
	2.5+4.2+4.2	1.83	3.08	3.08	---	2.78	8.00	9.20	0.62	1.87	3.27	2.82	8.56	14.95	95	4.30	A	935	A++	7.96	8.0	396
	2.5+4.2+5.0	1.71	2.87	3.42	---	2.89	8.00	9.54	0.62	1.82	3.43	2.82	8.33	15.68	95	4.40	A	910	A++	7.94	8.0	397
	2.5+4.2+6.0	1.57	2.65	3.78	---	3.02	8.00	9.72	0.62	1.80	3.28	2.82	8.24	14.99	95	4.45	A	900	A++	7.94	8.0	397
	2.5+4.2+7.1	1.45	2.43	4.12	---	3.17	8.00	9.82	0.65	1.78	3.36	2.99	8.15	15.36	95	4.50	A	890	A++	7.95	8.0	396
	2.5+5.0+5.0	1.60	3.20	3.20	---	3.00	8.00	9.66	0.65	1.73	3.45	2.99	7.92	15.80	95	4.64	A	865	A++	8.03	8.0	393
	2.5+5.0+6.0	1.48	2.96	3.56	---	3.13	8.00	9.77	0.65	1.71	3.23	2.99	7.83	14.79	95	4.69	A	855	A++	8.03	8.0	392
	2.5+6.0+6.0	1.38	3.31	3.31	---	3.27	8.00	9.79	0.66	1.70	3.00	3.03	7.79	13.73	95	4.71	A	850	A++	8.04	8.0	392
	3.5+3.5+3.5	2.67	2.67	2.67	---	2.72	8.00	8.84	0.58	1.79	2.80	2.65	8.20	12.83	95	4.47	A	895	A++	8.00	8.0	381
	3.5+3.5+4.2	2.50	2.50	3.00	---	2.82	8.00	9.48	0.62	1.86	3.26	2.82	8.52	14.91	95	4.32	A	930	A++	7.93	8.0	397
	3.5+3.5+5.0	2.33	2.33	3.33	---	2.93	8.00	9.54	0.62	1.81	3.43	2.82	8.29	15.68	95	4.42	A	905	A++	7.91	8.0	398
	3.5+3.5+6.0	2.15	2.15	3.69	---	3.06	8.00	9.29	0.65	1.79	3.00	2.99	8.20	13.73	95	4.47	A	895	A++	7.92	8.0	398
	3.5+3.5+7.1	1.99	1.99	4.03	---	3.22	8.00	9.79	0.69	1.77	3.36	3.16	8.11	15.36	95	4.52	A	885	A++	7.93	8.0	398
	3.5+4.2+4.2	2.35	2.82	2.82	---	2.91	8.00	9.36	0.62	1.85	3.40	2.82	8.47	15.56	95	4.34	A	925	A++	7.94	8.0	397
	3.5+4.2+5.0	2.20	2.65	3.15	---	3.02	8.00	9.55	0.65	1.81	3.43	2.99	8.29	15.68	95	4.44	A	905	A++	7.92	8.0	398
	3.5+4.2+6.0	2.04	2.45	3.50	---	3.16	8.00	9.78	0.65	1.79	3.36	2.99	8.20	15.36	95	4.49	A	895	A++	7.92	8.0	398
	3.5+5.0+5.0	2.07	2.96	2.96	---	3.13	8.00	9.74	0.65	1.71	3.45	2.99	7.83	15.80	95	4.68	A	855	A++	8.04	8.0	392
	3.5+5.0+6.0	1.93	2.76	3.31	---	3.27	8.00	9.79	0.69	1.70	3.23	3.16	7.79	14.79	95	4.73	A	850	A++	8.04	8.0	392
	4.2+4.2+4.2	---	2.67	2.67	2.67	3.01	8.00	9.37	0.65	1.84	3.40	2.99	8.43	15.56	95	4.36	A	920	A++	7.94	8.0	397
	4.2+4.2+5.0	---	2.51	2.51	2.99	3.12	8.00	9.56	0.65	1.80	3.43	2.99	8.24	15.68	95	4.46	A	900	A++	7.92	8.0	398

Combination tables

Cooling

Outdoor unit	Indoor unit	Cooling capacity (kW)				Total capacity (kW)			Power input (kW)			Total current (A)			Power factor (%)	EER	Energy label	AEC (kWh)	Seasonal data			
		A room	B room	C room	D room	Min.	Nom.	Max.	Min.	Nom.	Max.	Min.	Nom.	Max.					Label	SEER	Pdesign	AEC
4MXM80N2V1B	4.2+4.2+6.0	---	2.33	2.33	3.33	3.26	8.00	9.79	0.69	1.78	3.36	3.16	8.15	15.36	95	4.51	A	890	A++	7.93	8.0	398
	4.2+5.0+5.0	---	2.37	2.82	2.82	3.23	8.00	9.75	0.69	1.79	3.45	3.16	8.20	15.80	95	4.48	A	895	A++	7.92	8.0	398
	1.5+1.5+1.5+1.5	1.50	1.50	1.50	1.50	2.15	6.00	6.73	0.49	1.08	1.54	2.23	4.95	7.05	95	5.58	A	540	A++	8.39	6.0	251
	1.5+1.5+1.5+2.0	1.50	1.50	1.50	2.00	2.20	6.50	7.09	0.49	1.21	1.69	2.23	5.54	7.74	95	5.41	A	605	A++	8.46	6.5	269
	1.5+1.5+1.5+2.5	1.50	1.50	1.50	2.50	2.25	7.00	7.43	0.49	1.34	1.84	2.23	6.14	8.43	95	5.24	A	670	A+++	8.55	7.0	287
	1.5+1.5+1.5+3.5	1.39	1.39	1.39	3.24	2.39	7.40	8.04	0.52	1.62	2.12	2.36	7.42	9.69	95	4.59	A	810	A++	8.33	7.4	311
	1.5+1.5+1.5+4.2	1.38	1.38	1.38	3.86	2.48	8.00	8.40	0.52	1.99	2.30	2.36	9.11	10.51	95	4.02	A	995	A++	8.10	8.0	376
	1.5+1.5+1.5+5.0	1.26	1.26	1.26	4.21	2.58	8.00	8.77	0.55	1.95	2.55	2.53	8.93	11.69	95	4.12	A	975	A++	8.03	8.0	349
	1.5+1.5+1.5+6.0	1.14	1.14	1.14	4.57	2.72	8.00	9.15	0.56	2.21	2.59	2.57	10.12	11.85	95	3.62	A	1105	A++	7.81	8.0	390
	1.5+1.5+1.5+7.1	1.03	1.03	1.03	4.90	2.87	8.00	9.47	0.59	2.18	2.72	2.69	9.98	12.46	95	3.67	A	1090	A++	7.85	8.0	401
	1.5+1.5+2.0+2.0	1.50	1.50	2.00	2.00	2.25	7.00	7.43	0.49	1.34	1.84	2.23	6.14	8.43	95	5.24	A	670	A+++	8.55	7.0	287
	1.5+1.5+2.0+2.5	1.48	1.48	1.97	2.47	2.32	7.40	7.74	0.52	1.62	1.96	2.36	7.42	8.96	95	4.57	A	810	A++	8.32	7.4	311
	1.5+1.5+2.0+3.5	1.41	1.41	1.88	3.29	2.46	8.00	8.30	0.52	1.99	2.23	2.36	9.11	10.22	95	4.02	A	995	A++	8.04	8.0	349
	1.5+1.5+2.0+4.2	1.30	1.30	1.74	3.65	2.54	8.00	8.64	0.55	1.98	2.42	2.53	9.07	11.08	95	4.04	A	990	A++	8.04	8.0	349
	1.5+1.5+2.0+5.0	1.20	1.20	1.60	4.00	2.65	8.00	8.98	0.55	2.15	2.68	2.53	9.84	12.26	95	3.72	A	1075	A++	7.86	8.0	379
	1.5+1.5+2.0+6.0	1.09	1.09	1.45	4.36	2.79	8.00	9.31	0.59	2.18	2.65	2.69	9.98	12.14	95	3.67	A	1090	A++	7.85	8.0	401
	1.5+1.5+2.0+7.1	0.99	0.99	1.32	4.69	2.94	8.00	9.58	0.63	2.15	2.79	2.86	9.84	12.79	95	3.72	A	1075	A++	7.87	8.0	401
	1.5+1.5+2.5+2.5	1.39	1.39	2.31	2.31	2.39	7.40	8.04	0.52	1.62	2.12	2.36	7.42	9.69	95	4.57	A	810	A++	8.32	7.4	311
	1.5+1.5+2.5+3.5	1.33	1.33	2.22	3.11	2.52	8.00	8.55	0.55	1.98	2.55	2.53	9.07	11.65	95	4.04	A	990	A++	8.05	8.0	348
	1.5+1.5+2.5+4.2	1.24	1.24	2.06	3.46	2.61	8.00	8.85	0.55	2.18	2.73	2.53	9.98	12.50	95	3.68	A	1090	A++	7.84	8.0	380
	1.5+1.5+2.5+5.0	1.14	1.14	1.90	3.81	2.72	8.00	9.15	0.59	2.20	2.81	2.69	10.07	12.87	95	3.64	A	1100	A++	7.82	8.0	390
	1.5+1.5+2.5+6.0	1.04	1.04	1.74	4.17	2.86	8.00	9.45	0.59	2.22	2.72	2.69	10.17	12.46	95	3.61	A	1110	A++	7.81	8.0	404
	1.5+1.5+2.5+7.1	0.95	0.95	1.59	4.51	3.01	8.00	9.66	0.63	2.19	2.86	2.86	10.03	13.08	95	3.66	A	1095	A++	7.82	8.0	403
	1.5+1.5+3.5+3.5	1.20	1.20	2.80	2.80	2.65	8.00	8.98	0.55	2.18	2.80	2.53	9.98	12.83	95	3.68	A	1090	A++	7.84	8.0	380
	1.5+1.5+3.5+4.2	1.12	1.12	2.62	3.14	2.75	8.00	9.22	0.59	2.26	2.94	2.69	10.35	13.44	95	3.55	A	1130	A++	7.79	8.0	405
	1.5+1.5+3.5+5.0	1.04	1.04	2.43	3.48	2.86	8.00	9.45	0.59	2.20	3.02	2.69	10.07	13.81	95	3.65	A	1100	A++	7.78	8.0	405
	1.5+1.5+3.5+6.0	0.96	0.96	2.24	3.84	3.00	8.00	9.64	0.63	2.17	2.86	2.86	9.94	13.08	95	3.70	A	1085	A++	7.80	8.0	404
	1.5+1.5+3.5+7.1	0.88	0.88	2.06	4.18	3.15	8.00	9.76	0.66	2.14	2.93	3.03	9.80	13.40	95	3.75	A	1070	A++	7.82	8.0	403
	1.5+1.5+4.2+4.2	1.05	1.05	2.95	2.95	2.84	8.00	9.41	0.59	2.25	3.07	2.69	10.30	14.05	95	3.57	A	1125	A++	7.79	8.0	404
	1.5+1.5+4.2+5.0	0.98	0.98	2.75	3.28	2.95	8.00	9.59	0.63	2.18	3.09	2.86	9.98	14.13	95	3.67	A	1090	A++	7.79	8.0	405
	1.5+1.5+4.2+6.0	0.91	0.91	2.55	3.64	3.09	8.00	9.73	0.63	2.15	2.93	2.86	9.84	13.40	95	3.72	A	1075	A++	7.81	8.0	404
	1.5+1.5+4.2+7.1	0.84	0.84	2.35	3.97	3.24	8.00	9.77	0.66	2.13	2.93	3.03	9.75	13.40	95	3.77	A	1065	A++	7.82	8.0	403
	1.5+1.5+5.0+5.0	0.92	0.92	3.08	3.08	3.06	8.00	9.71	0.63	2.05	3.04	2.86	9.39	13.93	95	3.92	A	1025	A++	7.84	8.0	402
	1.5+1.5+5.0+6.0	0.86	0.86	2.86	3.43	3.20	8.00	9.77	0.66	2.02	2.87	3.03	9.25	13.16	95	3.97	A	1010	A++	7.85	8.0	401
	1.5+2.0+2.0+2.0	1.48	1.97	1.97	1.97	2.32	7.40	7.74	0.52	1.62	1.96	2.36	7.42	8.96	95	4.57	A	810	A++	8.32	7.4	311
	1.5+2.0+2.0+2.5	1.39	1.85	1.85	2.31	2.39	7.40	8.04	0.52	1.62	2.12	2.36	7.42	9.69	95	4.59	A	810	A++	8.18	7.4	317
	1.5+2.0+2.0+3.5	1.33	1.78	1.78	3.11	2.52	8.00	8.55	0.55	1.98	2.36	2.53	9.07	10.79	95	4.04	A	990	A++	8.05	8.0	348
	1.5+2.0+2.0+4.2	1.24	1.65	1.65	3.46	2.61	8.00	8.85	0.55	2.18	2.55	2.53	9.98	11.65	95	3.68	A	1090	A++	7.84	8.0	380
	1.5+2.0+2.0+5.0	1.14	1.52	1.52	3.81	2.72	8.00	9.15	0.59	2.21	2.81	2.69	10.12	12.87	95	3.62	A	1105	A++	7.81	8.0	390
	1.5+2.0+2.0+6.0	1.04	1.39	1.39	4.17	2.86	8.00	9.45	0.59	2.22	2.72	2.69	10.17	12.46	95	3.61	A	1110	A++	7.81	8.0	404
	1.5+2.0+2.0+7.1	0.95	1.27	1.27	4.51	3.01	8.00	9.66	0.63	2.19	2.86	2.86	10.03	13.08	95	3.66	A	1095	A++	7.82	8.0	403
	1.5+2.0+2.5+2.5	1.41	1.88	2.35	2.35	2.46	8.00	8.30	0.52	2.00	2.23	2.36	9.16	10.22	95	4.00	A	1000	A++	8.01	8.0	350
	1.5+2.0+2.5+3.5	1.26	1.68	2.11	2.95	2.58	8.00	8.77	0.55	1.98	2.67	2.53	9.07	12.22	95	4.04	A	990	A++	8.03	8.0	349
	1.5+2.0+2.5+4.2	1.18	1.57	1.96	3.29	2.68	8.00	9.05	0.59	2.17	2.87	2.69	9.94	13.12	95	3.70	A	1085	A++	7.83	8.0	380
	1.5+2.0+2.5+5.0	1.09	1.45	1.82	3.64	2.79	8.00	9.31	0.59	2.23	2.88	2.69	10.21	13.20	95	3.59	A	1115	A++	7.79	8.0	404
	1.5+2.0+2.5+6.0	1.00	1.33	1.67	4.00	2.93	8.00	9.56	0.63	2.20	2.79	2.86	10.07	12.75	95	3.64	A	1100	A++	7.81	8.0	404
	1.5+2.0+2.5+7.1	0.92	1.22	1.53	4.34	3.08	8.00	9.72	0.63	2.17	2.93	2.86	9.94	13.40	95	3.69	A	1085	A++	7.83	8.0	403
	1.5+2.0+3.5+3.5	1.14	1.52	2.67	2.67	2.72	8.00	9.15	0.59	2.21	2.94	2.69	10.12	13.44	95	3.62	A	1105	A++	7.81	8.0	390
	1.5+2.0+3.5+4.2	1.07	1.43	2.50	3.00	2.82	8.00	9.36	0.59	2.25	3.07	2.69	10.30	14.05	95	3.57	A	1125	A++	7.79	8.0	404
	1.5+2.0+3.5+5.0	1.00	1.33	2.33	3.33	2.93	8.00	9.56	0.63	2.18	3.09	2.86	9.98	14.13	95	3.67	A	1090	A++	7.79	8.0	405
	1.5+2.0+3.5+6.0	0.92	1.23	2.15	3.69	3.06	8.00	9.71	0.63	2.15	2.93	2.86	9.84	13.40	95	3.72	A	1075	A++	7.81	8.0	404
	1.5+2.0+3.5+7.1	0.85	1.13	1.99	4.03	3.22	8.00	9.77	0.66	2.13	2.93	3.03	9.75	13.40	95	3.77	A	1065	A++	7.82	8.0	403
	1.5+2.0+4.2+4.2	1.01	1.34	2.82	2.82	2.91	8.00	9.54	0.62	2.23	3.14	2.82	10.21	14.38	95	3.59	A	1115	A++	7.80	8.0	404
	1.5+2.0+4.2+5.0	0.94	1.26	2.65	3.15	3.02	8.00	9.67	0.63	2.17	3.16	2.86	9.94	14.46	95	3.69	A	1085	A++	7.80	8.0	404
	1.5+2.0+4.2+6.0	0.88	1.17	2.45	3.50	3.16	8.00	9.76	0.66	2.14	2.93	3.03	9.80	13.40	95	3.74	A	1070	A++	7.81	8.0	403
	1.5+2.0+5.0+5.0	0.89	1.19	2.96	2.96	3.13	8.00	9.75	0.65	2.06	3.12	2.99	9.43	14.26	95	3.89	A	1030	A++	7.84	8.0	402
	1.5+2.0+5.0+6.0	0.83	1.10	2.76	3.31	3.27	8.00	9.77	0.66	2.03	2.87	3.03	9.30	13.16	95	3.94	A	1015	A++	7.85	8.0	401
	1.5+2.5+2.5+2.5	1.33	2.22	2.22	2.22	2.52	8.00	8.55	0.55	1.98	2.36	2.53	9.07	10.79	95	4.04	A	990	A++	8.03	8.0	349
	1.5+2.5+2.5+3.5	1.20	2.00	2.00	2.80	2.65	8.00	8.98	0.55	2.17	2.79	2.53	9.94	12.79	95	3.70	A	1085	A++	7.83	8.0	380
	1.5+2.5+2.5+4.2	1.12	1.87	1.87	3.14	2.75	8.00	9.22	0.59	2.23	2.94	2.69	10.21	13.44	95	3.59	A	1115	A++	7.80	8.0	404
	1.5+2.5+2.5+5.0	1.04	1.74	1.74	3.48	2.86	8.00	9.45	0.59	2.17	3.02	2.69	9.94	13.81	95	3.69	A	1085	A++	7.80	8.0	404
	1.5+2.5+2.5+6.0	0.96	1.60	1.60	3.84	3.00	8.00	9.64	0.63	2.14	2.86	2.86	9.80	13.08	95	3.74	A	1070	A++	7.81	8.0	403
	1.5+2.5+2.5+7.1	0.88	1.47	1.47	4.18	3.15	8.00	9.76	0.66	2.12	2.93	3.03	9.71	13.40	95	3.79	A	1060	A++	7.83	8.0	403
	1.5+2.5+3.5+3.5	1.09	1.82	2.55	2.55	2.79	8.00	9.31	0.59	2.15	3.00	2.69	9.84	13.73	95	3.72	A	1075	A++	7.87	8.0	400
	1.5+2.5+3.5+4.2	1.03	1.71	2.39	2.87	2.89	8.00	9.49	0.62	2.14	3.14	2.82	9.80	14.38	95	3.74	A	1070	A++	7.88	8.0	400
	1.5+2.5+3.5+5.0	0.96	1.60	2.24	3.20	3.00	8.00	9.64	0.63	2.09	3.09	2.86	9.57	14.13	95	3.84	A	1045	A++	7.87	8.0	400

Combination tables

Cooling

Outdoor unit	Indoor unit	Cooling capacity (kW)				Total capacity (kW)			Power input (kW)			Total current (A)			Power factor (%)	EER	Energy label	AEC (kWh)	Seasonal data			
		A room	B room	C room	D room	Min.	Nom.	Max.	Min.	Nom.	Max.	Min.	Nom.	Max.					Label	SEER	Pdesign	AEC
4MXM80N2V1B	1.5+2.5+3.5+6.0	0.89	1.48	2.07	3.56	3.13	8.00	9.75	0.66	2.06	2.93	3.03	9.43	13.40	95	3.89	A	1030	A++	7.89	8.0	400
	1.5+2.5+4.2+4.2	0.97	1.61	2.71	2.71	2.98	8.00	9.63	0.62	2.13	3.21	2.82	9.75	14.70	95	3.76	A	1065	A++	7.88	8.0	400
	1.5+2.5+4.2+5.0	0.91	1.52	2.55	3.03	3.09	8.00	9.73	0.65	2.08	3.16	2.99	9.52	14.46	95	3.86	A	1040	A++	7.88	8.0	400
	1.5+2.5+4.2+6.0	0.85	1.41	2.37	3.38	3.23	8.00	9.77	0.66	2.05	2.93	3.03	9.39	13.40	95	3.91	A	1025	A++	7.89	8.0	399
	1.5+2.5+5.0+5.0	0.86	1.43	2.86	2.86	3.20	8.00	9.77	0.65	2.07	3.12	2.99	9.48	14.26	95	3.88	A	1035	A++	7.88	8.0	400
	1.5+3.5+3.5+3.5	1.00	2.33	2.33	2.33	2.93	8.00	9.56	0.62	2.14	3.07	2.82	9.80	14.05	95	3.74	A	1070	A++	7.87	8.0	401
	1.5+3.5+3.5+4.2	0.94	2.20	2.20	2.65	3.02	8.00	9.67	0.62	2.13	3.21	2.82	9.75	14.70	95	3.76	A	1065	A++	7.87	8.0	400
	1.5+3.5+3.5+5.0	0.89	2.07	2.07	2.96	3.13	8.00	9.75	0.65	2.08	3.16	2.99	9.52	14.46	95	3.86	A	1040	A++	7.86	8.0	401
	1.5+3.5+3.5+6.0	0.83	1.93	1.93	3.31	3.27	8.00	9.77	0.66	2.05	2.93	3.03	9.39	13.40	95	3.91	A	1025	A++	7.88	8.0	400
	1.5+3.5+4.2+4.2	0.90	2.09	2.51	2.51	3.12	8.00	9.74	0.65	2.12	3.28	2.99	9.71	15.03	95	3.78	A	1060	A++	7.88	8.0	400
	1.5+3.5+4.2+5.0	0.85	1.97	2.37	2.82	3.23	8.00	9.77	0.65	2.07	3.24	2.99	9.48	14.83	95	3.88	A	1035	A++	7.87	8.0	400
	1.5+4.2+4.2+4.2	0.85	2.38	2.38	2.38	3.22	8.00	9.77	0.69	2.11	3.28	3.16	9.66	15.03	95	3.80	A	1055	A++	7.88	8.0	400
	2.0+2.0+2.0+2.0	1.85	1.85	1.85	1.85	2.39	7.40	8.06	0.52	1.62	2.12	2.36	7.42	9.69	95	4.57	A	810	A++	8.32	7.4	311
	2.0+2.0+2.0+2.5	1.88	1.88	1.88	2.35	2.46	8.00	8.32	0.52	1.95	2.23	2.36	8.93	10.22	95	4.12	A	975	A++	8.09	8.0	346
	2.0+2.0+2.0+3.5	1.68	1.68	1.68	2.95	2.58	8.00	8.79	0.55	1.94	2.55	2.53	8.88	11.65	95	4.14	A	970	A++	8.09	8.0	346
	2.0+2.0+2.0+4.2	1.57	1.57	1.57	3.29	2.68	8.00	9.07	0.59	2.26	2.67	2.69	10.35	12.22	95	3.54	A	1130	A++	7.69	8.0	387
	2.0+2.0+2.0+5.0	1.45	1.45	1.45	3.64	2.79	8.00	9.33	0.59	2.30	2.95	2.69	10.53	13.52	95	3.49	A	1150	A++	7.62	8.0	413
	2.0+2.0+2.0+6.0	1.33	1.33	1.33	4.00	2.93	8.00	9.58	0.63	2.26	2.86	2.86	10.35	13.08	95	3.54	A	1130	A++	7.65	8.0	412
	2.0+2.0+2.0+7.1	1.22	1.22	1.22	4.34	3.08	8.00	9.74	0.63	2.20	2.93	2.86	10.07	13.40	95	3.65	A	1100	A++	7.71	8.0	409
	2.0+2.0+2.5+2.5	1.73	1.73	2.17	2.17	2.52	7.80	8.57	0.55	1.76	2.42	2.53	8.06	11.08	95	4.43	A	880	A++	8.20	7.8	333
	2.0+2.0+2.5+3.5	1.60	1.60	2.00	2.80	2.65	8.00	9.00	0.55	2.21	2.79	2.53	10.12	12.79	95	3.62	A	1105	A++	7.74	8.0	385
	2.0+2.0+2.5+4.2	1.50	1.50	1.87	3.14	2.75	8.00	9.24	0.59	2.31	2.94	2.69	10.58	13.44	95	3.47	A	1155	A++	7.68	8.0	410
	2.0+2.0+2.5+5.0	1.39	1.39	1.74	3.48	2.86	8.00	9.47	0.59	2.25	3.02	2.69	10.30	13.81	95	3.57	A	1125	A++	7.68	8.0	411
	2.0+2.0+2.5+6.0	1.28	1.28	1.60	3.84	3.00	8.00	9.66	0.63	2.21	2.86	2.86	10.12	13.08	95	3.62	A	1105	A++	7.69	8.0	410
	2.0+2.0+2.5+7.1	1.18	1.18	1.47	4.18	3.15	8.00	9.78	0.66	2.18	2.93	3.03	9.98	13.40	95	3.67	A	1090	A++	7.71	8.0	409
	2.0+2.0+3.5+3.5	1.45	1.45	2.55	2.55	2.79	8.00	9.14	0.59	2.30	2.87	2.69	10.53	13.12	95	3.49	A	1150	A++	7.74	8.0	407
	2.0+2.0+3.5+4.2	1.37	1.37	2.39	2.87	2.89	8.00	9.51	0.62	2.28	3.14	2.82	10.44	14.38	95	3.51	A	1140	A++	7.74	8.0	407
	2.0+2.0+3.5+5.0	1.28	1.28	2.24	3.20	3.00	8.00	9.66	0.63	2.22	3.16	2.86	10.17	14.46	95	3.61	A	1110	A++	7.74	8.0	407
	2.0+2.0+3.5+6.0	1.19	1.19	2.07	3.56	3.13	8.00	9.77	0.66	2.19	2.93	3.03	10.03	13.40	95	3.66	A	1095	A++	7.76	8.0	406
	2.0+2.0+4.2+4.2	1.29	1.29	2.71	2.71	2.98	8.00	9.65	0.62	2.27	3.21	2.82	10.39	14.70	95	3.53	A	1135	A++	7.75	8.0	407
	2.0+2.0+4.2+5.0	1.21	1.21	2.55	3.03	3.09	8.00	9.75	0.65	2.21	3.16	2.99	10.12	14.46	95	3.63	A	1105	A++	7.75	8.0	407
	2.0+2.0+4.2+6.0	1.13	1.13	2.37	3.38	3.23	8.00	9.79	0.66	2.18	2.93	3.03	9.98	13.40	95	3.68	A	1090	A++	7.76	8.0	406
	2.0+2.0+5.0+5.0	1.14	1.14	2.86	2.86	3.20	8.00	9.79	0.65	2.20	3.12	2.99	10.07	14.26	95	3.65	A	1100	A++	7.75	8.0	407
	2.0+2.5+2.5+2.5	1.68	2.11	2.11	2.11	2.58	8.00	8.79	0.55	1.83	2.54	2.53	8.38	11.61	95	4.39	A	915	A++	8.21	8.0	341
	2.0+2.5+2.5+3.5	1.52	1.90	1.90	2.67	2.72	8.00	9.17	0.59	2.21	2.93	2.69	10.12	13.40	95	3.62	A	1105	A++	7.75	8.0	393
	2.0+2.5+2.5+4.2	1.43	1.79	1.79	3.00	2.82	8.00	9.38	0.59	2.24	3.07	2.69	10.26	14.05	95	3.58	A	1120	A++	7.75	8.0	407
	2.0+2.5+2.5+5.0	1.33	1.67	1.67	3.33	2.93	8.00	9.58	0.63	2.18	3.09	2.86	9.98	14.13	95	3.68	A	1090	A++	7.74	8.0	407
	2.0+2.5+2.5+6.0	1.23	1.54	1.54	3.69	3.06	8.00	9.73	0.63	2.15	2.93	2.86	9.84	13.40	95	3.73	A	1075	A++	7.76	8.0	406
	2.0+2.5+2.5+7.1	1.13	1.42	1.42	4.03	3.22	8.00	9.79	0.66	2.12	2.93	3.03	9.71	13.40	95	3.78	A	1060	A++	7.77	8.0	405
	2.0+2.5+3.5+3.5	1.39	1.74	2.43	2.43	2.86	8.00	9.32	0.62	2.20	3.00	2.82	10.07	13.73	95	3.64	A	1100	A++	7.78	8.0	405
	2.0+2.5+3.5+4.2	1.31	1.64	2.30	2.75	2.95	8.00	9.66	0.62	2.19	3.21	2.82	10.03	14.70	95	3.66	A	1095	A++	7.79	8.0	405
	2.0+2.5+3.5+5.0	1.23	1.54	2.15	3.08	3.06	8.00	9.73	0.65	2.13	3.16	2.99	9.75	14.46	95	3.76	A	1065	A++	7.78	8.0	405
	2.0+2.5+3.5+6.0	1.14	1.43	2.00	3.43	3.20	8.00	9.79	0.66	2.10	2.93	3.03	9.62	13.40	95	3.81	A	1050	A++	7.79	8.0	404
	2.0+2.5+4.2+4.2	1.24	1.55	2.60	2.60	3.05	8.00	9.72	0.65	2.18	3.28	2.99	9.98	15.03	95	3.68	A	1090	A++	7.79	8.0	405
	2.0+2.5+4.2+5.0	1.17	1.46	2.45	2.92	3.16	8.00	9.78	0.65	2.12	3.23	2.99	9.71	14.79	95	3.78	A	1060	A++	7.79	8.0	405
	2.0+2.5+5.0+5.0	1.10	1.38	2.76	2.76	3.27	8.00	9.79	0.65	2.11	3.12	2.99	9.66	14.26	95	3.80	A	1055	A++	7.79	8.0	404
	2.0+3.5+3.5+3.5	1.28	2.24	2.24	2.24	3.00	8.00	9.41	0.62	2.18	2.94	2.82	9.98	13.44	95	3.68	A	1090	A++	7.81	8.0	404
	2.0+3.5+3.5+4.2	1.21	2.12	2.12	2.55	3.09	8.00	9.75	0.65	2.17	3.28	2.99	9.94	15.03	95	3.70	A	1085	A++	7.81	8.0	404
	2.0+3.5+3.5+5.0	1.14	2.00	2.00	2.86	3.20	8.00	9.79	0.65	2.11	3.23	2.99	9.66	14.79	95	3.80	A	1055	A++	7.80	8.0	404
	2.0+3.5+4.2+4.2	1.15	2.01	2.42	2.42	3.19	8.00	9.79	0.65	2.15	3.36	2.99	9.84	15.36	95	3.72	A	1075	A++	7.82	8.0	403
	2.5+2.5+2.5+2.5	2.00	2.00	2.00	2.00	2.65	8.00	9.00	0.55	2.17	2.79	2.53	9.94	12.79	95	3.70	A	1085	A++	7.78	8.0	382
	2.5+2.5+2.5+3.5	1.82	1.82	1.82	2.55	2.79	8.00	9.16	0.59	2.23	2.87	2.69	10.21	13.12	95	3.60	A	1115	A++	7.76	8.0	406
	2.5+2.5+2.5+4.2	1.71	1.71	1.71	2.87	2.89	8.00	9.51	0.62	2.21	3.14	2.82	10.12	14.38	95	3.62	A	1105	A++	7.76	8.0	406
	2.5+2.5+2.5+5.0	1.60	1.60	1.60	3.20	3.00	8.00	9.66	0.63	2.15	3.16	2.86	9.84	14.46	95	3.72	A	1075	A++	7.76	8.0	406
	2.5+2.5+2.5+6.0	1.48	1.48	1.48	3.56	3.13	8.00	9.77	0.66	2.13	2.93	3.03	9.75	13.40	95	3.77	A	1065	A++	7.77	8.0	405
	2.5+2.5+3.5+3.5	1.67	1.67	2.33	2.33	2.93	8.00	9.28	0.62	2.21	3.00	2.82	10.12	13.73	95	3.62	A	1105	A++	7.77	8.0	406
	2.5+2.5+3.5+4.2	1.57	1.57	2.20	2.65	3.02	8.00	9.69	0.62	2.20	3.28	2.82	10.07	15.03	95	3.64	A	1100	A++	7.77	8.0	406
	2.5+2.5+3.5+5.0	1.48	1.48	2.07	2.96	3.13	8.00	9.77	0.65	2.14	3.23	2.99	9.80	14.79	95	3.74	A	1070	A++	7.76	8.0	406
	2.5+2.5+3.5+6.0	1.38	1.38	1.93	3.31	3.27	8.00	9.79	0.66	2.12	2.93	3.03	9.71	13.40	95	3.79	A	1060	A++	7.78	8.0	405
	2.5+2.5+4.2+4.2	1.49	1.49	2.51	2.51	3.12	8.00	9.76	0.65	2.19	3.28	2.99	10.03	15.03	95	3.66	A	1095	A++	7.78	8.0	405
	2.5+2.5+4.2+5.0	1.41	1.41	2.37	2.82	3.23	8.00	9.79	0.65	2.13	3.23	2.99	9.75	14.79	95	3.76	A	1065	A++	7.77	8.0	406
	2.5+3.5+3.5+3.5	1.54	2.15	2.15	2.15	3.06	8.00	9.54	0.65	2.20	2.94	2.99	10.07	13.44	95	3.64	A	1100	A++	7.79	8.0	405
	2.5+3.5+3.5+4.2	1.46	2.04	2.04	2.45	3.16	8.00	9.78	0.65	2.19	3.36	2.99	10.03	15.36	95	3.66	A	1095	A++	7.79	8.0	404
	2.5+3.5+3.5+5.0	1.38	1.93	1.93	2.76	3.27	8.00	9.79	0.69	2.13	3.23	3.16	9.75	14.79	95	3.76	A	1065	A++	7.79	8.0	405
	2.5+3.5+4.2+4.2	1.39	1.94	2.33	2.33	3.26	8.00	9.79	0.69	2.18	3.36	3.16	9.98	15.36	95	3.68	A	1090	A++	7.80	8.0	404
	3.5+3.5+3.5+3.5	2.00	2.00	2.00	2.00	3.20	8.00	9.79	0.65	2.19	3.36	2.99	10.03	15.36	95	3.66	A	1095	A++	7.80	8.0	404

Combination tables

Heating

Outdoor unit	Indoor unit	Cooling capacity (kW)				Total capacity (kW)			Power input (kW)			Total current (A)			Power factor (%)	COP	ENERGY LABEL	Seasonal data				
		A room	B room	C room	D room	Min.	Nom.	Max.	Min.	Nom.	Max.	Min.	Nom.	Max.				label	SCOP	Pdesign	AEC	Back-up heater capacity at -10°C
4MXM80N2V1B	1.5	1.88	---	---	---	1.25	1.88	4.10	0.29	0.51	1.23	1.33	2.34	5.63	95	---	---	---	---	---	---	---
	2.0	2.46	---	---	---	1.28	2.46	4.26	0.30	0.66	1.29	1.38	3.01	5.90	95	---	---	---	---	---	---	---
	2.5	3.08	---	---	---	1.33	3.08	4.73	0.32	0.86	1.38	1.46	3.95	6.32	95	---	---	---	---	---	---	---
	3.5	4.31	---	---	---	1.45	4.31	5.31	0.33	1.39	1.68	1.51	6.37	7.68	95	---	---	---	---	---	---	---
	4.2	---	5.18	---	---	1.49	5.18	6.16	0.34	1.63	1.90	1.55	7.45	8.70	95	---	---	---	---	---	---	---
	5.0	---	6.15	---	---	1.86	6.15	7.40	0.43	1.74	2.77	1.95	7.99	12.68	95	---	---	---	---	---	---	---
	6.0	---	7.38	---	---	2.15	7.38	9.00	0.53	2.15	3.11	2.44	9.83	14.23	95	---	---	---	---	---	---	---
	7.1	---	8.74	---	---	2.45	8.74	9.36	0.57	2.71	3.45	2.62	12.43	15.79	95	---	---	---	---	---	---	---
	1.5+1.5	1.85	1.85	---	---	1.45	3.70	7.43	0.41	0.86	1.84	1.89	3.94	8.42	95	4.31	A	A	3.88	3.27	1180	0.22
	1.5+2.0	1.84	2.46	---	---	1.51	4.30	7.81	0.41	1.01	2.00	1.89	4.63	9.15	95	4.26	A	A	3.88	3.27	1178	0.22
	1.5+2.5	1.84	3.06	---	---	1.65	4.90	8.00	0.45	1.17	2.07	2.06	5.36	9.47	95	4.19	A	A	3.89	3.27	1176	0.21
	1.5+3.5	1.83	4.27	---	---	1.94	6.10	8.55	0.52	1.64	2.36	2.37	7.51	10.80	95	3.74	A	A	3.92	3.57	1275	0.33
	1.5+4.2	1.84	5.16	---	---	2.14	7.00	8.90	0.55	1.94	2.58	2.54	8.88	11.81	95	3.62	A	A	3.92	3.57	1273	0.33
	1.5+5.0	1.85	6.15	---	---	2.38	8.00	10.43	0.50	2.11	2.92	2.28	9.66	13.36	95	3.80	A	A+	4.01	4.27	1489	0.63
	1.5+6.0	1.80	7.20	---	---	2.66	9.00	10.63	0.52	2.30	2.68	2.37	10.53	12.27	95	3.92	A	A+	4.03	4.27	1483	0.61
	1.5+7.1	1.67	7.93	---	---	2.96	9.60	10.65	0.55	2.47	2.52	2.50	11.31	11.56	95	3.89	A	A+	4.04	4.27	1477	0.59
	2.0+2.0	2.45	2.45	---	---	1.65	4.90	8.00	0.32	1.16	2.32	1.46	5.31	10.62	95	4.23	A	A	3.87	3.27	1183	0.21
	2.0+2.5	2.44	3.06	---	---	1.80	5.50	8.17	0.35	1.34	2.33	1.59	6.14	10.66	95	4.13	A	A	3.87	3.27	1181	0.21
	2.0+3.5	2.44	4.26	---	---	2.09	6.70	8.72	0.40	1.70	2.44	1.85	7.79	11.17	95	3.95	A	A	3.93	3.57	1271	0.33
	2.0+4.2	2.45	5.15	---	---	2.28	7.60	9.08	0.44	1.98	2.67	2.02	9.07	12.22	95	3.84	A	A	3.93	3.57	1269	0.33
	2.0+5.0	2.43	6.07	---	---	2.52	8.50	10.61	0.52	2.28	3.01	2.37	10.44	13.78	95	3.73	A	A+	4.04	4.27	1479	0.63
	2.0+6.0	2.33	6.98	---	---	2.79	9.30	10.80	0.54	2.42	2.75	2.45	11.08	12.59	95	3.85	A	A+	4.05	4.27	1474	0.61
	2.0+7.1	2.11	7.49	---	---	3.10	9.60	10.90	0.57	2.47	2.66	2.62	11.31	12.17	95	3.90	A	A+	4.07	4.27	1468	0.59
	2.5+2.5	3.05	3.05	---	---	1.94	6.10	8.54	0.39	1.68	2.37	1.76	7.69	10.85	95	3.64	A	A	3.88	3.27	1179	0.21
	2.5+3.5	3.04	4.26	---	---	2.23	7.30	9.10	0.52	2.02	2.67	2.37	9.25	12.22	95	3.62	A	A	3.94	3.57	1268	0.33
	2.5+4.2	3.06	5.14	---	---	2.44	8.20	9.37	0.54	2.28	2.83	2.45	10.44	12.95	95	3.60	B	A	3.95	3.57	1266	0.32
	2.5+5.0	3.00	6.00	---	---	2.66	9.00	10.70	0.54	2.51	3.10	2.45	11.49	14.19	95	3.59	B	A+	4.07	4.27	1468	0.62
	2.5+6.0	2.82	6.78	---	---	2.94	9.60	10.90	0.55	2.63	2.78	2.54	12.04	12.72	95	3.66	A	A+	4.08	4.27	1463	0.61
	2.5+7.1	2.50	7.10	---	---	3.23	9.60	10.90	0.59	2.50	2.70	2.71	11.45	12.36	95	3.85	A	A+	4.10	4.27	1457	0.59
	3.5+3.5	4.25	4.25	---	---	2.52	8.50	9.55	0.55	2.47	2.87	2.54	11.31	13.14	95	3.45	B	A+	4.04	4.27	1478	0.64
	3.5+4.2	4.09	4.91	---	---	2.71	9.00	10.16	0.57	2.69	3.33	2.62	12.32	15.25	95	3.35	C	A+	4.05	4.27	1475	0.63
	3.5+5.0	3.91	5.59	---	---	2.94	9.50	10.92	0.58	2.66	3.14	2.67	12.18	14.37	95	3.58	B	A+	4.04	4.97	1720	0.93
	3.5+6.0	3.54	6.06	---	---	3.21	9.60	11.03	0.57	2.48	2.77	2.62	11.36	12.68	95	3.88	A	A+	4.06	4.97	1714	0.91
	3.5+7.1	3.17	6.43	---	---	3.52	9.60	11.05	0.63	2.42	2.61	2.88	11.08	11.95	95	3.98	A	A+	4.07	4.97	1707	0.90
	4.2+4.2	4.75	4.75	---	---	2.91	9.50	9.98	0.59	2.55	2.58	2.71	11.68	11.82	95	3.73	A	A+	4.06	4.27	1472	0.63
	4.2+5.0	4.38	5.22	---	---	3.13	9.60	10.93	0.60	2.59	3.20	2.75	11.86	14.65	95	3.71	A	A+	4.11	4.97	1693	0.93
	4.2+6.0	3.95	5.65	---	---	3.41	9.60	11.05	0.61	2.39	2.80	2.80	10.94	12.81	95	4.03	A	A+	4.12	4.97	1686	0.91
	4.2+7.1	3.57	6.03	---	---	3.70	9.60	11.07	0.66	2.38	2.60	3.01	10.90	11.90	95	4.05	A	A+	4.14	4.97	1680	0.89
	5.0+5.0	4.80	4.80	---	---	3.35	9.60	11.10	0.63	2.46	3.12	2.88	11.26	14.28	95	3.91	A	A+	4.00	6.23	2177	1.49
	5.0+6.0	4.36	5.24	---	---	3.62	9.60	11.12	0.62	2.35	2.73	2.84	10.76	12.49	95	4.10	A	A+	4.02	6.23	2168	1.47
	5.0+7.1	3.97	5.63	---	---	3.93	9.60	11.14	0.66	2.33	2.57	3.01	10.67	11.76	95	4.13	A	A+	4.03	6.23	2160	1.45
	6.0+6.0	4.80	4.80	---	---	3.90	9.60	11.14	0.63	2.27	2.55	2.88	10.39	11.67	95	4.24	A	A+	4.03	6.23	2164	1.47
	6.0+7.1	4.40	5.20	---	---	4.20	9.60	11.16	0.67	2.26	2.54	3.05	10.35	11.62	95	4.26	A	A+	4.04	6.23	2155	1.45
	7.1+7.1	4.80	4.80	---	---	4.51	9.60	11.20	0.73	2.20	2.59	3.36	10.07	11.86	95	4.37	A	A+	4.04	6.23	2156	1.43
	1.5+1.5+1.5	1.83	1.83	1.83	---	1.80	5.50	9.95	0.40	1.14	2.27	1.85	5.22	10.39	95	4.83	A	A	3.92	4.57	1631	0.73
	1.5+1.5+2.0	1.83	1.83	2.44	---	1.94	6.10	10.13	0.41	1.32	2.35	1.89	6.05	10.76	95	4.64	A	A	3.93	4.57	1626	0.72
	1.5+1.5+2.5	1.83	1.83	3.05	---	2.09	6.70	10.21	0.43	1.49	2.38	1.98	6.82	10.89	95	4.51	A	A	3.94	4.57	1621	0.72
	1.5+1.5+3.5	1.85	1.85	4.31	---	2.38	8.00	10.32	0.47	1.88	2.50	2.15	8.61	11.44	95	4.27	A	A	3.94	5.27	1871	1.02
	1.5+1.5+4.2	1.81	1.81	5.08	---	2.58	8.70	10.32	0.49	2.15	2.50	2.24	9.84	11.44	95	4.06	A	A	3.95	5.27	1865	1.02
	1.5+1.5+5.0	1.74	1.74	5.81	---	2.79	9.30	10.49	0.50	2.21	2.58	2.28	10.12	11.81	95	4.22	A	A+	4.04	6.23	2155	1.43
	1.5+1.5+6.0	1.58	1.58	6.33	---	3.07	9.50	11.14	0.51	2.20	2.61	2.32	10.07	11.95	95	4.33	A	A+	4.08	6.23	2138	1.41
	1.5+1.5+7.1	1.43	1.43	6.75	---	3.38	9.60	11.17	0.54	2.21	2.60	2.45	10.12	11.91	95	4.35	A	A+	4.11	6.23	2122	1.40
	1.5+2.0+2.0	1.83	2.44	2.44	---	2.09	6.70	10.29	0.43	1.49	2.42	1.98	6.82	11.08	95	4.51	A	A	3.93	4.57	1624	0.72
	1.5+2.0+2.5	1.83	2.43	3.04	---	2.23	7.30	10.39	0.45	1.68	2.45	2.06	7.69	11.21	95	4.37	A	A	3.96	4.57	1615	0.72
	1.5+2.0+3.5	1.82	2.43	4.25	---	2.52	8.50	10.48	0.49	2.06	2.59	2.24	9.43	11.85	95	4.14	A	A	3.94	5.27	1869	1.02
	1.5+2.0+4.2	1.75	2.34	4.91	---	2.71	9.00	10.49	0.51	2.22	2.58	2.32	10.17	11.81	95	4.06	A	A	3.96	5.27	1863	1.01
	1.5+2.0+5.0	1.69	2.26	5.65	---	2.94	9.60	10.91	0.52	2.34	2.65	2.37	10.71	12.13	95	4.12	A	A+	4.05	6.23	2153	1.43
	1.5+2.0+6.0	1.52	2.02	6.06	---	3.21	9.60	11.14	0.53	2.22	2.61	2.41	10.17	11.95	95	4.33	A	A+	4.08	6.23	2136	1.41
	1.5+2.0+7.1	1.36	1.81	6.43	---	3.52	9.60	11.17	0.56	2.21	2.60	2.58	10.12	11.91	95	4.35	A	A+	4.11	6.23	2120	1.39
	1.5+2.5+2.5	1.85	3.08	3.08	---	2.38	8.00	10.50	0.47	1.95	2.45	2.15	8.93	11.21	95	4.11	A	A	3.97	4.57	1610	0.71
	1.5+2.5+3.5	1.80	3.00	4.20	---	2.66	9.00	10.61	0.51	2.22	2.58	2.32	10.17	11.81	95	4.07	A	A	3.97	5.27	1858	1.01
	1.5+2.5+4.2	1.76	2.93	4.92	---	2.86	9.60	10.61	0.53	2.42	2.58	2.41	11.08	11.81	95	3.97	A	A	3.98	5.27	1852	1.01
	1.5+2.5+5.0	1.60	2.67	5.33	---	3.07	9.60	11.03	0.54	2.34	2.65	2.45	10.71	12.13	95	4.12	A	A+	4.07	6.23	2140	1.43
	1.5+2.5+6.0	1.44	2.40	5.76	---	3.35	9.60	11.14	0.55	2.22	2.61	2.50	10.17	11.95	95	4.33	A	A+	4.10	6.23	2124	1.41
	1.5+2.5+7.1	1.30	2.16	6.14	---	3.65	9.60	11.17	0.58	2.21	2.60	2.67	10.12	11.91	95	4.35	A	A+	4.13	6.23	2108	1.39
	1.5+3.5+3.5	1.69	3.95	3.95	---	2.94	9.60	10.62	0.55	2.38	2.58	2.54	10.90	11.81	95	4.05	A	A+	4.01	6.23	2173	1.44
	1.5+3.5+4.2	1.57	3.65	4.38	---	3.13	9.60	10.77	0.57	2.38	2.73	2.62	10.90	12.48	95	4.05	A	A+	4.01	6.23	2174	1.43

Combination tables

Heating

Outdoor unit	Indoor unit	Cooling capacity (kW)				Total capacity (kW)			Power input (kW)			Total current (A)			Power factor (%)	COP	ENERGY LABEL	Seasonal data				
		A room	B room	C room	D room	Min.	Nom.	Max.	Min.	Nom.	Max.	Min.	Nom.	Max.				label	SCOP	Pdesign	AEC	Back-up heater capacity at -10°C
4MXM80N2V1B	1.5+3.5+5.0	1.44	3.36	4.80	---	3.35	9.60	10.96	0.57	2.34	2.60	2.62	10.71	11.90	95	4.12	A	A+	4.05	6.23	2149	1.42
	1.5+3.5+6.0	1.31	3.05	5.24	---	3.62	9.60	11.15	0.58	2.22	2.61	2.67	10.17	11.95	95	4.33	A	A+	4.08	6.23	2133	1.40
	1.5+3.5+7.1	1.19	2.78	5.63	---	3.93	9.60	11.18	0.62	2.21	2.59	2.84	10.12	11.86	95	4.35	A	A+	4.11	6.23	2117	1.38
	1.5+4.2+4.2	1.45	4.07	4.07	---	3.33	9.60	10.78	0.59	2.38	2.73	2.71	10.90	12.48	95	4.05	A	A+	4.01	6.23	2174	1.43
	1.5+4.2+5.0	1.35	3.77	4.49	---	3.54	9.60	11.02	0.62	2.34	2.68	2.84	10.71	12.27	95	4.12	A	A+	4.07	6.23	2142	1.42
	1.5+4.2+6.0	1.23	3.45	4.92	---	3.81	9.60	11.15	0.60	2.22	2.60	2.75	10.17	11.91	95	4.33	A	A+	4.10	6.23	2126	1.40
	1.5+4.2+7.1	1.13	3.15	5.33	---	4.12	9.60	11.19	0.67	2.21	2.59	3.05	10.12	11.86	95	4.35	A	A+	4.13	6.23	2111	1.38
	1.5+5.0+5.0	1.25	4.17	4.17	---	3.76	9.60	11.04	0.62	2.25	2.64	2.84	10.30	12.08	95	4.27	A	A+	4.08	6.23	2135	1.41
	1.5+5.0+6.0	1.15	3.84	4.61	---	4.04	9.60	11.28	0.63	2.14	2.61	2.88	9.80	11.95	95	4.50	A	A+	4.11	6.23	2119	1.40
	1.5+5.0+7.1	1.06	3.53	5.01	---	4.35	9.60	11.32	0.67	2.13	2.60	3.05	9.75	11.91	95	4.52	A	A+	4.14	6.23	2104	1.38
	1.5+6.0+6.0	1.07	4.27	4.27	---	4.31	9.60	11.52	0.64	2.07	2.53	2.93	9.48	11.60	95	4.65	A	A+	4.12	6.23	2113	1.39
	2.0+2.0+2.0	2.50	2.50	2.50	---	2.23	7.50	10.47	0.45	1.73	2.49	2.06	7.92	11.40	95	4.34	A	A	3.89	4.57	1644	0.71
	2.0+2.0+2.5	2.46	2.46	3.08	---	2.38	8.00	10.55	0.47	1.87	2.53	2.15	8.56	11.58	95	4.28	A	A	3.90	4.57	1638	0.70
	2.0+2.0+3.5	2.40	2.40	4.20	---	2.66	9.00	10.66	0.51	2.21	2.66	2.32	10.12	12.17	95	4.08	A	A	3.91	5.37	1919	1.04
	2.0+2.0+4.2	2.29	2.29	4.81	---	2.86	9.40	10.66	0.53	2.41	2.62	2.41	11.03	11.99	95	3.91	A	A	3.93	5.37	1913	1.04
	2.0+2.0+5.0	2.13	2.13	5.33	---	3.07	9.60	10.90	0.54	2.38	2.73	2.45	10.90	12.49	95	4.05	A	A+	4.01	6.23	2172	1.41
	2.0+2.0+6.0	1.92	1.92	5.76	---	3.35	9.60	11.14	0.55	2.26	2.61	2.50	10.35	11.95	95	4.25	A	A+	4.04	6.23	2156	1.40
	2.0+2.0+7.1	1.73	1.73	6.14	---	3.65	9.60	11.17	0.58	2.25	2.60	2.67	10.30	11.91	95	4.27	A	A+	4.07	6.23	2140	1.38
	2.0+2.5+2.5	2.43	3.04	3.04	---	2.52	8.50	10.57	0.49	2.10	2.62	2.24	9.62	11.99	95	4.07	A	A	3.93	4.77	1697	0.79
	2.0+2.5+3.5	2.33	2.91	4.07	---	2.79	9.30	10.66	0.53	2.39	2.66	2.41	10.94	12.17	95	3.90	A	A	3.95	5.37	1902	1.04
	2.0+2.5+4.2	2.21	2.76	4.63	---	2.99	9.60	10.67	0.55	2.50	2.64	2.54	11.45	12.08	95	3.85	A	A	3.96	5.37	1896	1.04
	2.0+2.5+5.0	2.02	2.53	5.05	---	3.21	9.60	11.09	0.55	2.34	2.76	2.54	10.71	12.63	95	4.12	A	A+	4.05	6.23	2152	1.41
	2.0+2.5+6.0	1.83	2.29	5.49	---	3.49	9.60	11.14	0.56	2.22	2.61	2.58	10.17	11.95	95	4.33	A	A+	4.08	6.23	2137	1.39
	2.0+2.5+7.1	1.66	2.07	5.88	---	3.79	9.60	11.17	0.60	2.21	2.60	2.75	10.12	11.91	95	4.35	A	A+	4.11	6.23	2121	1.37
	2.0+3.5+3.5	2.13	3.73	3.73	---	3.07	9.60	10.76	0.55	2.38	2.73	2.54	10.90	12.48	95	4.05	A	A+	4.10	6.23	2124	1.42
	2.0+3.5+4.2	1.98	3.46	4.16	---	3.26	9.60	10.77	0.59	2.38	2.73	2.71	10.90	12.48	95	4.05	A	A+	4.11	6.23	2118	1.42
	2.0+3.5+5.0	1.83	3.20	4.57	---	3.49	9.60	11.14	0.59	2.34	2.83	2.71	10.71	12.95	95	4.12	A	A+	4.17	6.23	2088	1.41
	2.0+3.5+6.0	1.67	2.92	5.01	---	3.76	9.60	11.15	0.60	2.22	2.61	2.75	10.17	11.95	95	4.33	A	A+	4.20	6.23	2073	1.39
	2.0+3.5+7.1	1.52	2.67	5.41	---	4.07	9.60	11.18	0.65	2.21	2.59	2.97	10.12	11.86	95	4.35	A	A+	4.23	6.23	2058	1.37
	2.0+4.2+4.2	1.85	3.88	3.88	---	3.46	9.60	10.78	0.61	2.38	2.73	2.80	10.90	12.48	95	4.05	A	A+	4.13	6.23	2111	1.41
	2.0+4.2+5.0	1.71	3.60	4.29	---	3.68	9.60	10.91	0.64	2.34	2.68	2.93	10.71	12.26	95	4.12	A	A+	4.19	6.23	2081	1.40
	2.0+4.2+6.0	1.57	3.30	4.72	---	3.96	9.60	11.15	0.63	2.22	2.60	2.88	10.17	11.91	95	4.33	A	A+	4.22	6.23	2066	1.38
	2.0+4.2+7.1	1.44	3.03	5.12	---	4.26	9.60	11.19	0.69	2.21	2.59	3.14	10.12	11.86	95	4.35	A	A+	4.25	6.23	2052	1.37
	2.0+5.0+5.0	1.60	4.00	4.00	---	3.90	9.60	11.04	0.64	2.25	2.64	2.93	10.30	12.08	95	4.27	A	A+	4.20	6.23	2075	1.40
	2.0+5.0+6.0	1.48	3.69	4.43	---	4.17	9.60	11.28	0.65	2.14	2.61	2.97	9.80	11.95	95	4.50	A	A+	4.23	6.23	2060	1.38
	2.0+5.0+7.1	1.36	3.40	4.83	---	4.48	9.60	11.32	0.70	2.13	2.60	3.18	9.75	11.91	95	4.52	A	A+	4.26	6.23	2046	1.36
	2.0+6.0+6.0	1.37	4.11	4.11	---	4.45	9.60	11.52	0.66	2.07	2.53	3.01	9.48	11.60	95	4.65	A	A+	4.24	6.23	2054	1.38
	2.5+2.5+2.5	3.20	3.20	3.20	---	2.66	9.60	10.70	0.51	2.49	2.65	2.32	11.40	12.13	95	3.86	A	A+	4.04	4.77	1651	0.77
	2.5+2.5+3.5	2.82	2.82	3.95	---	2.94	9.60	10.90	0.55	2.46	2.73	2.54	11.26	12.49	95	3.91	A	A+	4.06	5.37	1850	1.03
	2.5+2.5+4.2	2.61	2.61	4.38	---	3.13	9.60	11.02	0.57	2.44	2.93	2.62	11.17	13.40	95	3.94	A	A+	4.07	5.37	1844	1.02
	2.5+2.5+5.0	2.40	2.40	4.80	---	3.35	9.60	11.10	0.57	2.35	2.79	2.62	10.76	12.77	95	4.10	A	A+	4.15	6.23	2100	1.40
	2.5+2.5+6.0	2.18	2.18	5.24	---	3.62	9.60	11.14	0.58	2.26	2.61	2.67	10.35	11.95	95	4.25	A	A+	4.18	6.23	2084	1.38
	2.5+2.5+7.1	1.98	1.98	5.63	---	3.93	9.60	11.17	0.62	2.26	2.60	2.84	10.35	11.91	95	4.25	A	A+	4.21	6.23	2069	1.36
	2.5+3.5+3.5	2.53	3.54	3.54	---	3.21	9.60	11.03	0.57	2.41	2.73	2.62	11.03	12.49	95	4.00	A	A+	4.10	6.23	2124	1.41
	2.5+3.5+4.2	2.35	3.29	3.95	---	3.41	9.60	11.04	0.61	2.39	2.72	2.80	10.94	12.45	95	4.03	A	A+	4.11	6.23	2118	1.40
	2.5+3.5+5.0	2.18	3.05	4.36	---	3.62	9.60	11.10	0.62	2.30	2.75	2.84	10.53	12.59	95	4.19	A	A+	4.17	6.23	2087	1.39
	2.5+3.5+6.0	2.00	2.80	4.80	---	3.90	9.60	11.15	0.63	2.25	2.61	2.88	10.30	11.95	95	4.27	A	A+	4.20	6.23	2072	1.37
	2.5+3.5+7.1	1.83	2.56	5.20	---	4.20	9.60	11.18	0.67	2.21	2.59	3.05	10.12	11.86	95	4.35	A	A+	4.23	6.23	2058	1.35
	2.5+4.2+4.2	2.20	3.70	3.70	---	3.60	9.60	11.04	0.64	2.37	2.72	2.93	10.85	12.45	95	4.06	A	A+	4.13	6.23	2111	1.40
	2.5+4.2+5.0	2.05	3.45	4.10	---	3.81	9.60	11.10	0.66	2.28	2.57	3.01	10.44	11.76	95	4.22	A	A+	4.19	6.23	2081	1.39
	2.5+4.2+6.0	1.89	3.17	4.54	---	4.09	9.60	11.15	0.65	2.24	2.60	2.97	10.26	11.91	95	4.30	A	A+	4.22	6.23	2066	1.37
	2.5+4.2+7.1	1.74	2.92	4.94	---	4.40	9.60	11.19	0.71	2.20	2.59	3.27	10.07	11.86	95	4.38	A	A+	4.25	6.23	2052	1.35
	2.5+5.0+5.0	1.92	3.84	3.84	---	4.04	9.60	11.04	0.67	2.26	2.64	3.05	10.35	12.08	95	4.25	A	A+	4.20	6.23	2074	1.38
	2.5+5.0+6.0	1.78	3.56	4.27	---	4.31	9.60	11.28	0.68	2.18	2.61	3.10	9.98	11.95	95	4.42	A	A+	4.23	6.23	2059	1.37
	2.5+6.0+6.0	1.66	3.97	3.97	---	4.59	9.60	11.52	0.68	2.11	2.53	3.10	9.66	11.60	95	4.57	A	A+	4.27	6.23	2042	1.36
	3.5+3.5+3.5	3.20	3.20	3.20	---	3.49	9.60	11.09	0.61	2.42	2.80	2.80	11.08	12.81	95	3.97	A	A+	4.13	6.23	2107	1.38
	3.5+3.5+4.2	3.00	3.00	3.60	---	3.68	9.60	11.09	0.66	2.40	2.61	3.01	10.99	11.95	95	4.00	A	A+	4.15	6.23	2101	1.38
	3.5+3.5+5.0	2.80	2.80	4.00	---	3.90	9.60	11.10	0.66	2.37	2.57	3.01	10.85	11.76	95	4.06	A	A+	4.21	6.23	2072	1.37
	3.5+3.5+6.0	2.58	2.58	4.43	---	4.17	9.60	11.15	0.67	2.22	2.60	3.05	10.17	11.91	95	4.33	A	A+	4.24	6.23	2057	1.35
	3.5+3.5+7.1	2.38	2.38	4.83	---	4.48	9.60	11.19	0.71	2.21	2.59	3.27	10.12	11.86	95	4.35	A	A+	4.26	6.23	2043	1.33
	3.5+4.2+4.2	2.82	3.39	3.39	---	3.88	9.60	10.80	0.68	2.38	2.72	3.10	10.90	12.43	95	4.05	A	A+	4.16	6.23	2094	1.37
	3.5+4.2+5.0	2.65	3.17	3.78	---	4.09	9.60	10.92	0.71	2.35	2.68	3.23	10.76	12.26	95	4.10	A	A+	4.22	6.23	2065	1.36
	3.5+4.2+6.0	2.45	2.94	4.20	---	4.37	9.60	11.16	0.70	2.21	2.60	3.18	10.12	11.91	95	4.35	A	A+	4.25	6.23	2051	1.34
	3.5+5.0+5.0	2.49	3.56	3.56	---	4.31	9.60	11.06	0.71	2.25	2.64	3.27	10.30	12.08	95	4.27	A	A+	4.27	6.23	2039	1.36
	3.5+5.0+6.0	2.32	3.31	3.97	---	4.59	9.60	11.29	0.72	2.14	2.61	3.31	9.80	11.95	95	4.50	A	A+	4.30	6.23	2025	1.34
	4.2+4.2+4.2	3.20	3.20	3.20	---	4.07	9.60	10.80	0.71	2.36	2.72	3.23	10.81	12.43	95	4.07	A	A+	4.24	6.23	2056	1.37
	4.2+4.2+5.0	3.01	3.01	3.58	---	4.28	9.60	10.93	0.73	2.33	2.68	3.36	10.67	12.26	95	4.13	A	A+	4.30	6.23	2028	1.36

Combination tables

Heating

Outdoor unit	Indoor unit	Cooling capacity (kW)				Total capacity (kW)			Power input (kW)			Total current (A)			Power factor (%)	COP	ENERGY LABEL	Seasonal data				
		A room	B room	C room	D room	Min.	Nom.	Max.	Min.	Nom.	Max.	Min.	Nom.	Max.				label	SCOP	Pdesign	AEC	Back-up heater capacity at -10°C
4MXM80N2V1B	4.2+4.2+6.0	2.80	2.80	4.00	---	4.56	9.60	11.17	0.74	2.21	2.60	3.40	10.12	11.91	95	4.35	A	A+	4.33	6.23	2014	1.34
	4.2+5.0+5.0	2.84	3.38	3.38	---	4.51	9.60	11.07	0.76	2.24	2.63	3.48	10.26	12.04	95	4.29	A	A+	4.33	6.23	2014	1.35
	1.5+1.5+1.5+1.5	1.83	1.83	1.83	1.83	2.23	7.30	10.10	0.39	1.61	2.13	1.76	7.37	9.75	95	4.56	A	A+	4.04	6.23	2157	1.40
	1.5+1.5+1.5+2.0	1.85	1.85	1.85	2.46	2.38	8.00	10.28	0.39	1.81	2.20	1.81	8.29	10.07	95	4.43	A	A+	4.04	6.23	2159	1.39
	1.5+1.5+1.5+2.5	1.82	1.82	1.82	3.04	2.52	8.50	10.39	0.41	1.95	2.21	1.89	8.93	10.11	95	4.37	A	A+	4.05	6.23	2151	1.39
	1.5+1.5+1.5+3.5	1.74	1.74	1.74	4.07	2.79	9.30	10.59	0.45	2.13	2.41	2.06	9.75	11.03	95	4.37	A	A+	4.08	6.23	2134	1.38
	1.5+1.5+1.5+4.2	1.66	1.66	1.66	4.63	2.99	9.60	11.16	0.48	2.21	2.60	2.19	10.12	11.91	95	4.35	A	A+	4.10	6.23	2126	1.38
	1.5+1.5+1.5+5.0	1.52	1.52	1.52	5.05	3.21	9.60	11.29	0.49	2.14	2.61	2.24	9.80	11.95	95	4.50	A	A+	4.17	6.23	2089	1.37
	1.5+1.5+1.5+6.0	1.37	1.37	1.37	5.49	3.49	9.60	11.53	0.49	2.06	2.53	2.24	9.43	11.60	95	4.67	A	A+	4.20	6.23	2072	1.36
	1.5+1.5+1.5+7.1	1.24	1.24	1.24	5.88	3.79	9.60	11.56	0.53	2.05	2.52	2.41	9.39	11.56	95	4.69	A	A+	4.24	6.23	2056	1.36
	1.5+1.5+2.0+2.0	1.82	1.82	2.43	2.43	2.52	8.50	10.47	0.41	1.99	2.27	1.89	9.11	10.39	95	4.28	A	A+	4.14	6.23	2106	1.39
	1.5+1.5+2.0+2.5	1.80	1.80	2.40	3.00	2.66	9.00	10.57	0.43	2.14	2.31	1.98	9.80	10.57	95	4.22	A	A+	4.15	6.23	2098	1.38
	1.5+1.5+2.0+3.5	1.69	1.69	2.26	3.95	2.94	9.60	10.67	0.49	2.22	2.30	2.24	10.17	10.53	95	4.33	A	A+	4.18	6.23	2082	1.38
	1.5+1.5+2.0+4.2	1.57	1.57	2.09	4.38	3.13	9.60	11.16	0.50	2.21	2.60	2.28	10.12	11.91	95	4.35	A	A+	4.20	6.23	2075	1.37
	1.5+1.5+2.0+5.0	1.44	1.44	1.92	4.80	3.35	9.60	11.29	0.51	2.14	2.61	2.32	9.80	11.95	95	4.50	A	A+	4.27	6.23	2041	1.36
	1.5+1.5+2.0+6.0	1.31	1.31	1.75	5.24	3.62	9.60	11.53	0.51	2.06	2.53	2.32	9.43	11.60	95	4.67	A	A+	4.30	6.23	2025	1.36
	1.5+1.5+2.0+7.1	1.19	1.19	1.59	5.63	3.93	9.60	11.56	0.55	2.05	2.52	2.50	9.39	11.56	95	4.69	A	A+	4.34	6.23	2009	1.35
	1.5+1.5+2.5+2.5	1.80	1.80	3.00	3.00	2.79	9.60	10.58	0.45	2.21	2.41	2.06	10.12	11.03	95	4.35	A	A+	4.17	6.23	2089	1.38
	1.5+1.5+2.5+3.5	1.60	1.60	2.67	3.73	3.07	9.60	11.15	0.51	2.22	2.60	2.32	10.17	11.91	95	4.33	A	A+	4.20	6.23	2074	1.37
	1.5+1.5+2.5+4.2	1.48	1.48	2.47	4.16	3.26	9.60	11.16	0.52	2.21	2.60	2.37	10.12	11.91	95	4.35	A	A+	4.22	6.23	2066	1.37
	1.5+1.5+2.5+5.0	1.37	1.37	2.29	4.57	3.49	9.60	11.29	0.53	2.14	2.61	2.41	9.80	11.95	95	4.50	A	A+	4.29	6.23	2032	1.36
	1.5+1.5+2.5+6.0	1.25	1.25	2.09	5.01	3.76	9.60	11.53	0.54	2.06	2.53	2.45	9.43	11.60	95	4.67	A	A+	4.32	6.23	2017	1.35
	1.5+1.5+2.5+7.1	1.14	1.14	1.90	5.41	4.07	9.60	11.56	0.58	2.05	2.52	2.67	9.39	11.56	95	4.69	A	A+	4.35	6.23	2001	1.35
	1.5+1.5+3.5+3.5	1.44	1.44	3.36	3.36	3.35	9.60	11.16	0.55	2.21	2.60	2.50	10.12	11.91	95	4.35	A	A+	4.22	6.23	2066	1.37
	1.5+1.5+3.5+4.2	1.35	1.35	3.14	3.77	3.54	9.60	11.17	0.56	2.21	2.60	2.58	10.12	11.91	95	4.35	A	A+	4.23	6.23	2058	1.37
	1.5+1.5+3.5+5.0	1.25	1.25	2.92	4.17	3.76	9.60	11.29	0.58	2.13	2.60	2.67	9.75	11.91	95	4.52	A	A+	4.30	6.23	2024	1.35
	1.5+1.5+3.5+6.0	1.15	1.15	2.69	4.61	4.04	9.60	11.53	0.57	2.06	2.52	2.62	9.43	11.56	95	4.67	A	A+	4.34	6.23	2009	1.35
	1.5+1.5+3.5+7.1	1.06	1.06	2.47	5.01	4.35	9.60	11.58	0.63	2.05	2.52	2.88	9.39	11.51	95	4.69	A	A+	4.37	6.23	1994	1.35
	1.5+1.5+4.2+4.2	1.26	1.26	3.54	3.54	3.73	9.60	11.18	0.60	2.21	2.59	2.75	10.12	11.86	95	4.35	A	A+	4.25	6.23	2050	1.36
	1.5+1.5+4.2+5.0	1.18	1.18	3.30	3.93	3.96	9.60	11.30	0.60	2.13	2.60	2.75	9.75	11.91	95	4.52	A	A+	4.32	6.23	2017	1.35
	1.5+1.5+4.2+6.0	1.09	1.09	3.05	4.36	4.23	9.60	11.54	0.61	2.06	2.52	2.80	9.43	11.56	95	4.67	A	A+	4.35	6.23	2001	1.35
	1.5+1.5+4.2+7.1	1.01	1.01	2.82	4.77	4.54	9.60	11.58	0.65	2.05	2.52	2.97	9.39	11.51	95	4.69	A	A+	4.39	6.23	1986	1.34
	1.5+1.5+5.0+5.0	1.11	1.11	3.69	3.69	4.17	9.60	11.44	0.63	2.09	2.56	2.88	9.57	11.73	95	4.61	A	A+	4.34	6.23	2009	1.35
	1.5+1.5+5.0+6.0	1.03	1.03	3.43	4.11	4.45	9.60	11.68	0.63	1.97	2.49	2.88	9.02	11.38	95	4.88	A	A+	4.37	6.23	1993	1.34
	1.5+2.0+2.0+2.0	1.90	2.53	2.53	2.53	2.66	9.50	10.66	0.43	2.26	2.35	1.98	10.35	10.76	95	4.21	A	A+	4.10	6.23	2125	1.38
	1.5+2.0+2.0+2.5	1.80	2.40	2.40	3.00	2.79	9.60	10.75	0.45	2.26	2.36	2.06	10.35	10.80	95	4.25	A	A+	4.11	6.23	2122	1.38
	1.5+2.0+2.0+3.5	1.60	2.13	2.13	3.73	3.07	9.60	11.15	0.51	2.25	2.60	2.32	10.30	11.91	95	4.28	A	A+	4.12	6.23	2116	1.37
	1.5+2.0+2.0+4.2	1.48	1.98	1.98	4.16	3.26	9.60	11.16	0.52	2.23	2.60	2.37	10.21	11.91	95	4.31	A	A+	4.12	6.23	2113	1.37
	1.5+2.0+2.0+5.0	1.37	1.83	1.83	4.57	3.49	9.60	11.29	0.53	2.14	2.61	2.41	9.80	11.95	95	4.50	A	A+	4.19	6.23	2078	1.35
	1.5+2.0+2.0+6.0	1.25	1.67	1.67	5.01	3.76	9.60	11.53	0.54	2.06	2.53	2.45	9.43	11.60	95	4.67	A	A+	4.23	6.23	2061	1.35
	1.5+2.0+2.0+7.1	1.14	1.52	1.52	5.41	4.07	9.60	11.56	0.58	2.05	2.52	2.67	9.39	11.56	95	4.69	A	A+	4.26	6.23	2045	1.35
	1.5+2.0+2.5+2.5	1.69	2.26	2.82	2.82	2.94	9.60	10.75	0.49	2.22	2.31	2.24	10.17	10.57	95	4.33	A	A+	4.10	6.23	2128	1.37
	1.5+2.0+2.5+3.5	1.52	2.02	2.53	3.54	3.21	9.60	11.15	0.53	2.22	2.60	2.41	10.17	11.91	95	4.33	A	A+	4.13	6.23	2112	1.37
	1.5+2.0+2.5+4.2	1.41	1.88	2.35	3.95	3.41	9.60	11.16	0.55	2.21	2.60	2.50	10.12	11.91	95	4.35	A	A+	4.14	6.23	2104	1.36
	1.5+2.0+2.5+5.0	1.31	1.75	2.18	4.36	3.62	9.60	11.29	0.56	2.14	2.61	2.58	9.80	11.95	95	4.50	A	A+	4.21	6.23	2069	1.35
	1.5+2.0+2.5+6.0	1.20	1.60	2.00	4.80	3.90	9.60	11.53	0.55	2.06	2.53	2.54	9.43	11.60	95	4.67	A	A+	4.24	6.23	2053	1.35
	1.5+2.0+2.5+7.1	1.10	1.47	1.83	5.20	4.20	9.60	11.56	0.61	2.05	2.52	2.80	9.39	11.56	95	4.69	A	A+	4.28	6.23	2038	1.34
	1.5+2.0+3.5+3.5	1.37	1.83	3.20	3.20	3.49	9.60	11.16	0.56	2.21	2.60	2.58	10.12	11.91	95	4.35	A	A+	4.14	6.23	2103	1.36
	1.5+2.0+3.5+4.2	1.29	1.71	3.00	3.60	3.68	9.60	11.17	0.58	2.21	2.60	2.67	10.12	11.91	95	4.35	A	A+	4.16	6.23	2096	1.36
	1.5+2.0+3.5+5.0	1.20	1.60	2.80	4.00	3.90	9.60	11.29	0.60	2.13	2.60	2.75	9.75	11.91	95	4.52	A	A+	4.23	6.23	2061	1.35
	1.5+2.0+3.5+6.0	1.11	1.48	2.58	4.43	4.17	9.60	11.53	0.61	2.06	2.52	2.80	9.43	11.56	95	4.67	A	A+	4.26	6.23	2045	1.34
	1.5+2.0+3.5+7.1	1.02	1.36	2.38	4.83	4.48	9.60	11.58	0.65	2.05	2.52	2.97	9.39	11.51	95	4.69	A	A+	4.29	6.23	2030	1.34
	1.5+2.0+4.2+4.2	1.21	1.61	3.39	3.39	3.88	9.60	11.18	0.62	2.25	2.59	2.84	10.30	11.86	95	4.27	A	A+	4.17	6.23	2087	1.35
	1.5+2.0+4.2+5.0	1.13	1.51	3.17	3.78	4.09	9.60	11.30	0.63	2.13	2.60	2.88	9.75	11.91	95	4.52	A	A+	4.24	6.23	2053	1.34
	1.5+2.0+4.2+6.0	1.05	1.40	2.94	4.20	4.37	9.60	11.54	0.63	2.06	2.52	2.88	9.43	11.56	95	4.67	A	A+	4.28	6.23	2037	1.34
	1.5+2.0+5.0+5.0	1.07	1.42	3.56	3.56	4.31	9.60	11.44	0.65	2.09	2.56	2.97	9.57	11.73	95	4.61	A	A+	4.40	6.23	1979	1.34
	1.5+2.0+5.0+6.0	0.99	1.32	3.31	3.97	4.59	9.60	11.68	0.66	1.97	2.49	3.01	9.02	11.38	95	4.88	A	A+	4.44	6.23	1964	1.34
	1.5+2.5+2.5+2.5	1.60	2.67	2.67	2.67	3.07	9.60	11.14	0.51	2.22	2.61	2.32	10.17	11.95	95	4.33	A	A+	4.09	6.23	2129	1.36
	1.5+2.5+2.5+3.5	1.44	2.40	2.40	3.36	3.35	9.60	11.15	0.55	2.22	2.60	2.50	10.17	11.91	95	4.33	A	A+	4.12	6.23	2113	1.35
	1.5+2.5+2.5+4.2	1.35	2.24	2.24	3.77	3.54	9.60	11.16	0.56	2.21	2.60	2.58	10.12	11.91	95	4.35	A	A+	4.14	6.23	2105	1.35
	1.5+2.5+2.5+5.0	1.25	2.09	2.09	4.17	3.76	9.60	11.29	0.58	2.14	2.61	2.67	9.80	11.95	95	4.50	A	A+	4.21	6.23	2070	1.34
	1.5+2.5+2.5+6.0	1.15	1.92	1.92	4.61	4.04	9.60	11.53	0.57	2.06	2.53	2.62	9.43	11.60	95	4.67	A	A+	4.24	6.23	2054	1.33
	1.5+2.5+2.5+7.1	1.06	1.76	1.76	5.01	4.35	9.60	11.56	0.63	2.05	2.52	2.88	9.39	11.56	95	4.69	A	A+	4.28	6.23	2038	1.33
	1.5+2.5+3.5+3.5	1.31	2.18	3.05	3.05	3.62	9.60	11.16	0.58	2.21	2.60	2.67	10.12	11.91	95	4.35	A	A+	4.14	6.23	2104	1.35
	1.5+2.5+3.5+4.2	1.23	2.05	2.87	3.45	3.81	9.60	11.17	0.60	2.24	2.60	2.75	10.26	11.91	95	4.29	A	A+	4.15	6.23	2101	1.34
	1.5+2.5+3.5+5.0	1.15	1.92	2.69	3.84	4.04	9.60	11.29	0.63	2.13	2.60	2.88	9.75	11.91	95	4.52	A	A+	4.22	6.23	2066	1.33

Combination tables

Heating

Outdoor unit	Indoor unit	Cooling capacity (kW)				Total capacity (kW)			Power input (kW)			Total current (A)			Power factor (%)	COP	ENERGY LABEL	Seasonal data				
		A room	B room	C room	D room	Min.	Nom.	Max.	Min.	Nom.	Max.	Min.	Nom.	Max.				label	SCOP	Pdesign	AEC	Back-up heater capacity at -10°C
4MXM80N2V1B	1.5+2.5+3.5+6.0	1.07	1.78	2.49	4.27	4.31	9.60	11.53	0.63	2.06	2.52	2.88	9.43	11.56	95	4.67	A	A+	4.45	6.23	1960	1.33
	1.5+2.5+4.2+4.2	1.16	1.94	3.25	3.25	4.01	9.60	11.18	0.65	2.25	2.59	2.97	10.30	11.86	95	4.28	A	A+	4.15	6.23	2099	1.34
	1.5+2.5+4.2+5.0	1.09	1.82	3.05	3.64	4.23	9.60	11.30	0.65	2.16	2.60	2.97	9.89	11.91	95	4.45	A	A+	4.20	6.23	2077	1.33
	1.5+2.5+4.2+6.0	1.01	1.69	2.84	4.06	4.51	9.60	11.54	0.66	2.06	2.52	3.01	9.43	11.56	95	4.67	A	A+	4.23	6.23	2061	1.32
	1.5+2.5+5.0+5.0	1.03	1.71	3.43	3.43	4.45	9.60	11.44	0.67	2.09	2.56	3.05	9.57	11.73	95	4.61	A	A+	4.26	6.23	2047	1.32
	1.5+3.5+3.5+3.5	1.20	2.80	2.80	2.80	3.90	9.60	11.17	0.62	2.21	2.60	2.84	10.12	11.91	95	4.35	A	A+	4.23	6.23	2062	1.31
	1.5+3.5+3.5+4.2	1.13	2.65	2.65	3.17	4.09	9.60	11.18	0.65	2.25	2.59	2.97	10.30	11.86	95	4.27	A	A+	4.24	6.23	2054	1.31
	1.5+3.5+3.5+5.0	1.07	2.49	2.49	3.56	4.31	9.60	11.30	0.67	2.13	2.60	3.05	9.75	11.91	95	4.52	A	A+	4.31	6.23	2021	1.30
	1.5+3.5+3.5+6.0	0.99	2.32	2.32	3.97	4.59	9.60	11.54	0.68	2.06	2.52	3.10	9.43	11.56	95	4.67	A	A+	4.35	6.23	2005	1.29
	1.5+3.5+4.2+4.2	1.07	2.51	3.01	3.01	4.28	9.60	11.18	0.69	2.25	2.59	3.14	10.30	11.86	95	4.28	A	A+	4.23	6.23	2058	1.31
	1.5+3.5+4.2+5.0	1.01	2.37	2.84	3.38	4.51	9.60	11.32	0.70	2.16	2.60	3.18	9.89	11.91	95	4.45	A	A+	4.30	6.23	2025	1.29
	1.5+4.2+4.2+4.2	1.02	2.86	2.86	2.86	4.48	9.60	11.19	0.71	2.23	2.59	3.27	10.21	11.86	95	4.32	A	A+	4.30	6.23	2026	1.30
	2.0+2.0+2.0+2.0	2.40	2.40	2.40	2.40	2.79	9.60	10.84	0.45	1.94	2.41	2.06	8.88	11.03	95	4.97	A	A+	4.55	6.23	1915	1.37
	2.0+2.0+2.0+2.5	2.26	2.26	2.26	2.82	2.94	9.60	10.93	0.49	2.35	2.42	2.24	10.76	11.08	95	4.09	A	A+	4.57	6.23	1908	1.37
	2.0+2.0+2.0+3.5	2.02	2.02	2.02	3.54	3.21	9.60	11.15	0.53	2.22	2.60	2.41	10.17	11.91	95	4.33	A	A++	4.60	6.23	1894	1.36
	2.0+2.0+2.0+4.2	1.88	1.88	1.88	3.95	3.41	9.60	11.16	0.55	2.21	2.60	2.50	10.12	11.91	95	4.35	A	A++	4.62	6.23	1887	1.36
	2.0+2.0+2.0+5.0	1.75	1.75	1.75	4.36	3.62	9.60	11.29	0.56	2.14	2.61	2.58	9.80	11.95	95	4.50	A	A++	4.69	6.23	1857	1.35
	2.0+2.0+2.0+6.0	1.60	1.60	1.60	4.80	3.90	9.60	11.53	0.55	2.06	2.53	2.54	9.43	11.60	95	4.67	A	A++	4.73	6.23	1843	1.34
	2.0+2.0+2.0+7.1	1.47	1.47	1.47	5.20	4.20	9.60	11.56	0.61	2.05	2.52	2.80	9.39	11.56	95	4.69	A	A++	4.77	6.23	1829	1.34
	2.0+2.0+2.5+2.5	2.13	2.13	2.67	2.67	3.07	9.60	11.14	0.51	2.22	2.61	2.32	10.17	11.95	95	4.33	A	A+	4.59	6.23	1900	1.37
	2.0+2.0+2.5+3.5	1.92	1.92	2.40	3.36	3.35	9.60	11.15	0.55	2.22	2.60	2.50	10.17	11.91	95	4.33	A	A++	4.62	6.23	1887	1.36
	2.0+2.0+2.5+4.2	1.79	1.79	2.24	3.77	3.54	9.60	11.16	0.56	2.21	2.60	2.58	10.12	11.91	95	4.35	A	A++	4.64	6.23	1880	1.35
	2.0+2.0+2.5+5.0	1.67	1.67	2.09	4.17	3.76	9.60	11.29	0.58	2.14	2.61	2.67	9.80	11.95	95	4.50	A	A++	4.71	6.23	1850	1.34
	2.0+2.0+2.5+6.0	1.54	1.54	1.92	4.61	4.04	9.60	11.53	0.57	2.06	2.53	2.62	9.43	11.60	95	4.67	A	A++	4.75	6.23	1836	1.34
	2.0+2.0+2.5+7.1	1.41	1.41	1.76	5.01	4.35	9.60	11.56	0.63	2.05	2.52	2.88	9.39	11.56	95	4.69	A	A++	4.78	6.23	1822	1.34
	2.0+2.0+3.5+3.5	1.75	1.75	3.05	3.05	3.62	9.60	11.16	0.58	2.21	2.60	2.67	10.12	11.91	95	4.35	A	A++	4.64	6.23	1879	1.35
	2.0+2.0+3.5+4.2	1.64	1.64	2.87	3.45	3.81	9.60	11.17	0.60	2.26	2.60	2.75	10.35	11.91	95	4.25	A	A++	4.65	6.23	1872	1.35
	2.0+2.0+3.5+5.0	1.54	1.54	2.69	3.84	4.04	9.60	11.29	0.63	2.13	2.60	2.88	9.75	11.91	95	4.52	A	A++	4.73	6.23	1843	1.34
	2.0+2.0+3.5+6.0	1.42	1.42	2.49	4.27	4.31	9.60	11.53	0.63	2.06	2.52	2.88	9.43	11.56	95	4.67	A	A++	4.77	6.23	1829	1.34
	2.0+2.0+4.2+4.2	1.55	1.55	3.25	3.25	4.01	9.60	11.18	0.62	2.25	2.59	2.84	10.30	11.86	95	4.28	A	A++	4.67	6.23	1865	1.35
	2.0+2.0+4.2+5.0	1.45	1.45	3.05	3.64	4.23	9.60	11.30	0.65	2.16	2.60	2.97	9.89	11.91	95	4.45	A	A++	4.75	6.23	1835	1.34
	2.0+2.0+4.2+6.0	1.35	1.35	2.84	4.06	4.51	9.60	11.54	0.66	2.06	2.52	3.01	9.43	11.56	95	4.67	A	A++	4.78	6.23	1822	1.33
	2.0+2.0+5.0+5.0	1.37	1.37	3.43	3.43	4.45	9.60	11.44	0.68	2.09	2.56	3.10	9.57	11.73	95	4.61	A	A++	4.77	6.23	1828	1.33
	2.0+2.5+2.5+2.5	2.02	2.53	2.53	2.53	3.21	9.60	11.14	0.53	2.22	2.61	2.41	10.17	11.95	95	4.33	A	A++	4.61	6.23	1892	1.35
	2.0+2.5+2.5+3.5	1.83	2.29	2.29	3.20	3.49	9.60	11.15	0.56	2.22	2.60	2.58	10.17	11.91	95	4.33	A	A++	4.64	6.23	1879	1.34
	2.0+2.5+2.5+4.2	1.71	2.14	2.14	3.60	3.68	9.60	11.16	0.58	2.26	2.60	2.67	10.35	11.91	95	4.25	A	A++	4.66	6.23	1872	1.34
	2.0+2.5+2.5+5.0	1.60	2.00	2.00	4.00	3.90	9.60	11.29	0.61	2.18	2.61	2.80	9.98	11.95	95	4.41	A	A++	4.73	6.23	1842	1.33
	2.0+2.5+2.5+6.0	1.48	1.85	1.85	4.43	4.17	9.60	11.53	0.61	2.06	2.53	2.80	9.43	11.60	95	4.67	A	A++	4.77	6.23	1828	1.32
	2.0+2.5+2.5+7.1	1.36	1.70	1.70	4.83	4.48	9.60	11.56	0.65	2.05	2.52	2.97	9.39	11.56	95	4.69	A	A++	4.80	6.23	1815	1.32
	2.0+2.5+3.5+3.5	1.67	2.09	2.92	2.92	3.76	9.60	11.16	0.60	2.25	2.60	2.75	10.30	11.91	95	4.27	A	A++	4.66	6.23	1871	1.34
	2.0+2.5+3.5+4.2	1.57	1.97	2.75	3.30	3.96	9.60	11.17	0.62	2.24	2.60	2.84	10.26	11.91	95	4.29	A	A++	4.67	6.23	1864	1.34
	2.0+2.5+3.5+5.0	1.48	1.85	2.58	3.69	4.17	9.60	11.29	0.65	2.16	2.60	2.97	9.89	11.91	95	4.45	A	A++	4.75	6.23	1835	1.32
	2.0+2.5+3.5+6.0	1.37	1.71	2.40	4.11	4.45	9.60	11.53	0.66	2.06	2.52	3.01	9.43	11.56	95	4.67	A	A++	4.79	6.23	1821	1.32
	2.0+2.5+4.2+4.2	1.49	1.86	3.13	3.13	4.15	9.60	11.18	0.65	2.23	2.59	2.97	10.21	11.86	95	4.32	A	A++	4.69	6.23	1857	1.33
	2.0+2.5+4.2+5.0	1.40	1.75	2.94	3.50	4.37	9.60	11.30	0.67	2.15	2.60	3.05	9.84	11.91	95	4.48	A	A++	4.77	6.23	1828	1.32
	2.0+2.5+5.0+5.0	1.32	1.66	3.31	3.31	4.59	9.60	11.44	0.70	2.12	2.56	3.18	9.71	11.73	95	4.53	A	A++	4.79	6.23	1821	1.32
	2.0+3.5+3.5+3.5	1.54	2.69	2.69	2.69	4.04	9.60	11.17	0.65	2.11	2.60	2.97	9.66	11.91	95	4.55	A	A++	4.66	6.23	1869	1.31
	2.0+3.5+3.5+4.2	1.45	2.55	2.55	3.05	4.23	9.60	11.18	0.67	2.25	2.59	3.05	10.30	11.86	95	4.28	A	A++	4.68	6.23	1862	1.30
	2.0+3.5+3.5+5.0	1.37	2.40	2.40	3.43	4.45	9.60	11.30	0.70	2.16	2.60	3.18	9.89	11.91	95	4.45	A	A++	4.76	6.23	1833	1.29
	2.0+3.5+4.2+4.2	1.38	2.42	2.90	2.90	4.43	9.60	11.18	0.71	2.23	2.59	3.27	10.21	11.86	95	4.32	A	A++	4.70	6.23	1855	1.30
	2.5+2.5+2.5+2.5	2.40	2.40	2.40	2.40	3.35	9.60	11.14	0.55	2.22	2.61	2.50	10.17	11.95	95	4.33	A	A++	4.62	6.23	1884	1.34
	2.5+2.5+2.5+3.5	2.18	2.18	2.18	3.05	3.62	9.60	11.15	0.58	2.26	2.60	2.67	10.35	11.91	95	4.25	A	A++	4.66	6.23	1871	1.34
	2.5+2.5+2.5+4.2	2.05	2.05	2.05	3.45	3.81	9.60	11.16	0.60	2.25	2.60	2.75	10.30	11.91	95	4.28	A	A++	4.68	6.23	1864	1.33
	2.5+2.5+2.5+5.0	1.92	1.92	1.92	3.84	4.04	9.60	11.29	0.63	2.16	2.61	2.88	9.89	11.95	95	4.45	A	A++	4.75	6.23	1835	1.32
	2.5+2.5+2.5+6.0	1.78	1.78	1.78	4.27	4.31	9.60	11.53	0.64	2.06	2.53	2.93	9.43	11.60	95	4.67	A	A++	4.79	6.23	1821	1.32
	2.5+2.5+3.5+3.5	2.00	2.00	2.80	2.80	3.90	9.60	11.16	0.63	2.25	2.60	2.88	10.30	11.91	95	4.28	A	A++	4.68	6.23	1863	1.33
	2.5+2.5+3.5+4.2	1.89	1.89	2.65	3.17	4.09	9.60	11.17	0.65	2.23	2.60	2.97	10.21	11.91	95	4.32	A	A++	4.69	6.23	1857	1.33
	2.5+2.5+3.5+5.0	1.78	1.78	2.49	3.56	4.31	9.60	11.29	0.67	2.15	2.60	3.05	9.84	11.91	95	4.48	A	A++	4.77	6.23	1828	1.32
	2.5+2.5+3.5+6.0	1.66	1.66	2.32	3.97	4.59	9.60	11.53	0.68	2.06	2.52	3.10	9.43	11.56	95	4.67	A	A++	4.80	6.23	1814	1.31
	2.5+2.5+4.2+4.2	1.79	1.79	3.01	3.01	4.28	9.60	11.18	0.67	2.21	2.59	3.05	10.12	11.86	95	4.35	A	A++	4.71	6.23	1850	1.32
	2.5+2.5+4.2+5.0	1.69	1.69	2.84	3.38	4.51	9.60	11.30	0.71	2.13	2.60	3.27	9.75	11.91	95	4.51	A	A++	4.79	6.23	1821	1.31
	2.5+3.5+3.5+3.5	1.85	2.58	2.58	2.58	4.17	9.60	11.17	0.67	2.25	2.60	3.05	10.30	11.91	95	4.28	A	A++	4.68	6.23	1861	1.30
	2.5+3.5+3.5+4.2	1.75	2.45	2.45	2.94	4.37	9.60	11.18	0.70	2.23	2.59	3.18	10.21	11.86	95	4.32	A	A++	4.70	6.23	1855	1.29
	2.5+3.5+3.5+5.0	1.66	2.32	2.32	3.31	4.59	9.60	11.30	0.71	2.15	2.60	3.27	9.84	11.91	95	4.48	A	A++	4.77	6.23	1826	1.28
	2.5+3.5+4.2+4.2	1.67	2.33	2.80	2.80	4.56	9.60	11.18	0.73	2.21	2.59	3.36	10.12	11.86	95	4.35	A	A++	4.72	6.23	1847	1.29
	3.5+3.5+3.5+3.5	2.40	2.40	2.40	2.40	4.45	9.60	11.18	0.71	2.19	2.59	3.27	10.03	11.86	95	4.40	A	A++	4.75	6.23	1835	1.29

Combination tables

Cooling

Outdoor unit	Indoor unit	Cooling capacity (kW)					Total capacity (kW)			Power input (kW)			Total current (A)			Power factor (%)	EER	Energy label	AEC (kWh)	Seasonal data			
		A room	B room	C room	D room	E room	Min.	Nom.	Max.	Min.	Nom.	Max.	Min.	Nom.	Max.					Label	SEER	Pdesign	AEC
5MXM90N2V1B	1.5	1.80	---	---	---	---	1.78	1.80	2.98	0.43	0.48	0.93	1.95	2.20	4.26	95	---	---	---	---	---	---	---
	2.0	2.00	---	---	---	---	1.86	2.00	3.09	0.44	0.56	0.99	2.00	2.57	4.53	95	---	---	---	---	---	---	---
	2.5	2.50	---	---	---	---	1.98	2.50	3.61	0.48	0.71	1.14	2.18	3.25	5.24	95	---	---	---	---	---	---	---
	3.5	3.50	---	---	---	---	2.03	3.50	4.92	0.50	1.14	1.43	2.31	5.22	6.53	95	---	---	---	---	---	---	---
	4.2	---	---	4.20	---	---	2.06	4.20	5.06	0.51	1.46	1.54	2.35	6.69	7.06	95	---	---	---	---	---	---	---
	5.0	---	---	5.00	---	---	2.20	5.00	5.94	0.48	1.52	1.74	2.18	6.96	7.95	95	---	---	---	---	---	---	---
	6.0	---	---	6.00	---	---	2.31	6.00	6.73	0.49	1.89	2.17	2.22	8.65	9.94	95	---	---	---	---	---	---	---
	7.1	---	---	7.10	---	---	2.43	7.10	7.53	0.51	2.57	2.66	2.35	11.77	12.16	95	---	---	---	---	---	---	---
	1.5+1.5	1.50	1.50	---	---	---	2.01	3.00	4.11	0.42	0.51	1.01	1.94	2.34	4.64	95	5.92	A	255	A++	7.08	3.0	149
	1.5+2.0	1.50	2.00	---	---	---	2.03	3.50	4.59	0.46	0.63	1.19	2.11	2.89	5.46	95	5.62	A	315	A++	7.22	3.5	170
	1.5+2.5	1.50	2.50	---	---	---	2.09	4.00	5.06	0.42	0.76	1.23	1.94	3.48	5.62	95	5.32	A	380	A++	7.31	4.0	192
	1.5+3.5	1.50	3.50	---	---	---	2.20	5.00	5.94	0.42	1.03	1.59	1.94	4.72	7.29	95	4.87	A	515	A++	7.45	5.0	235
	1.5+4.2	1.50	---	4.20	---	---	2.27	5.70	6.50	0.42	1.28	1.86	1.94	5.86	8.51	95	4.47	A	640	A++	7.45	5.7	268
	1.5+5.0	1.50	---	5.00	---	---	2.36	6.50	7.11	0.46	1.53	2.15	2.11	7.01	9.86	95	4.27	A	765	A++	7.51	6.5	303
	1.5+6.0	1.50	---	6.00	---	---	2.48	7.50	7.79	0.50	1.89	2.29	2.27	8.65	10.47	95	3.97	A	945	A++	7.45	7.5	352
	1.5+7.1	1.50	---	7.10	---	---	2.64	8.60	8.46	0.52	2.28	2.67	2.40	10.44	12.22	95	3.77	A	1140	A++	7.43	8.6	406
	2.0+2.0	2.00	2.00	---	---	---	2.09	4.00	5.41	0.46	0.75	1.59	2.11	3.44	7.29	95	5.34	A	375	A++	7.30	4.0	192
	2.0+2.5	2.00	2.50	---	---	---	2.14	4.50	5.84	0.46	0.91	1.59	2.11	4.17	7.29	95	4.99	A	455	A++	7.35	4.5	215
	2.0+3.5	2.00	3.50	---	---	---	2.25	5.50	6.49	0.46	1.18	1.86	2.11	5.41	8.51	95	4.67	A	590	A++	7.49	5.5	257
	2.0+4.2	2.00	---	4.20	---	---	2.33	6.20	6.89	0.46	1.43	2.09	2.11	6.55	9.57	95	4.35	A	715	A++	7.50	6.2	290
	2.0+5.0	2.00	---	5.00	---	---	2.42	7.00	7.46	0.46	1.66	2.31	2.11	7.60	10.55	95	4.22	A	830	A++	7.52	7.0	326
	2.0+6.0	1.88	---	5.63	---	---	2.55	7.50	8.12	0.50	1.85	2.50	2.27	8.47	11.45	95	4.05	A	925	A++	7.48	7.5	351
	2.0+7.1	1.76	---	6.24	---	---	2.71	8.00	8.64	0.52	2.00	2.79	2.40	9.16	12.75	95	4.01	A	1000	A++	7.49	8.0	374
	2.5+2.5	2.50	2.50	---	---	---	2.20	5.00	6.32	0.42	1.02	1.77	1.94	4.67	8.11	95	4.92	A	510	A++	7.46	5.0	235
	2.5+3.5	2.50	3.50	---	---	---	2.31	6.00	6.73	0.46	1.40	2.00	2.11	6.41	9.16	95	4.31	A	700	A++	7.48	6.0	281
	2.5+4.2	2.50	---	4.20	---	---	2.39	6.70	7.25	0.46	1.58	2.29	2.11	7.24	10.47	95	4.26	A	790	A++	7.55	6.7	311
	2.5+5.0	2.50	---	5.00	---	---	2.48	7.50	7.79	0.49	1.85	2.51	2.23	8.47	11.49	95	4.05	A	925	A++	7.46	7.5	352
	2.5+6.0	2.35	---	5.65	---	---	2.63	8.00	8.42	0.52	2.00	2.67	2.40	9.16	12.22	95	4.01	A	1000	A++	7.49	8.0	374
	2.5+7.1	2.21	---	6.29	---	---	2.79	8.50	8.64	0.55	2.17	2.79	2.53	9.94	12.75	95	3.93	A	1085	A++	7.47	8.5	398
	3.5+3.5	3.50	3.50	---	---	---	2.42	7.00	7.46	0.49	1.66	2.39	2.23	7.60	10.96	95	4.22	A	830	A++	7.53	7.0	326
	3.5+4.2	3.50	---	4.20	---	---	2.51	7.70	7.81	0.49	1.92	2.60	2.23	8.79	11.89	95	4.02	A	960	A++	7.48	7.7	360
	3.5+5.0	3.29	---	4.71	---	---	2.63	8.00	7.99	0.52	1.99	2.62	2.40	9.11	11.98	95	4.03	A	995	A++	7.46	8.0	375
	3.5+6.0	2.95	---	5.05	---	---	2.77	8.00	8.62	0.55	1.96	2.79	2.53	8.98	12.75	95	4.08	A	980	A++	7.47	8.0	375
	3.5+7.1	2.97	---	6.03	---	---	2.93	9.00	8.64	0.59	2.41	2.79	2.69	11.03	12.75	95	3.73	A	1205	A++	7.35	9.0	429
	4.2+4.2	4.00	---	4.00	---	---	2.61	8.00	7.82	0.52	2.07	2.60	2.36	9.48	11.89	95	3.87	A	1035	A++	7.42	8.0	377
	4.2+5.0	3.65	---	4.35	---	---	2.73	8.00	8.17	0.55	2.02	2.73	2.53	9.25	12.50	95	3.97	A	1010	A++	7.41	8.0	378
	4.2+6.0	3.50	---	5.00	---	---	2.88	8.50	8.63	0.55	2.21	2.79	2.53	10.12	12.75	95	3.85	A	1105	A++	7.38	8.5	404
	4.2+7.1	3.35	---	5.65	---	---	3.04	9.00	8.83	0.59	2.41	2.90	2.69	11.03	13.28	95	3.74	A	1205	A++	7.35	9.0	429
	5.0+5.0	4.25	---	4.25	---	---	2.85	8.50	8.34	0.55	2.10	2.84	2.53	9.62	12.99	95	4.05	A	1050	A++	7.49	8.5	397
	5.0+6.0	4.09	---	4.91	---	---	2.99	9.00	8.81	0.59	2.20	2.89	2.69	10.07	13.24	95	4.10	A	1100	A++	7.54	9.0	418
	5.0+7.1	3.72	---	5.28	---	---	3.16	9.00	9.06	0.62	2.17	3.02	2.82	9.94	13.81	95	4.15	A	1085	A++	7.55	9.0	417
	6.0+6.0	4.50	---	4.50	---	---	3.14	9.00	9.46	0.59	2.19	2.99	2.69	10.03	13.69	95	4.12	A	1095	A++	7.55	9.0	418
	6.0+7.1	4.12	---	4.88	---	---	3.30	9.00	9.48	0.63	2.16	2.99	2.86	9.89	13.69	95	4.17	A	1080	A++	7.56	9.0	417
	7.1+7.1	4.50	---	4.50	---	---	3.46	9.00	9.50	0.65	2.16	2.99	2.99	9.89	13.69	95	4.17	A	1080	A++	7.56	9.0	417
	1.5+1.5+1.5	1.50	1.50	1.50	---	---	2.14	4.50	5.51	0.43	0.83	1.24	1.98	3.80	5.66	95	5.42	A	415	A++	8.03	4.5	197
	1.5+1.5+2.0	1.50	1.50	2.00	---	---	2.20	5.00	5.94	0.43	0.96	1.40	1.98	4.40	6.39	95	5.24	A	480	A++	8.10	5.0	217
	1.5+1.5+2.5	1.50	1.50	2.50	---	---	2.25	5.50	6.34	0.43	1.09	1.57	1.98	4.99	7.17	95	5.06	A	545	A++	8.32	5.5	232
	1.5+1.5+3.5	1.50	1.50	3.50	---	---	2.36	6.50	7.11	0.46	1.38	1.93	2.11	6.32	8.84	95	4.71	A	690	A++	8.33	6.5	273
	1.5+1.5+4.2	1.50	1.50	4.20	---	---	2.44	7.20	7.60	0.46	1.61	2.18	2.11	7.37	9.98	95	4.49	A	805	A++	8.29	7.2	304
	1.5+1.5+5.0	1.41	1.41	4.69	---	---	2.55	7.50	8.12	0.50	1.75	2.41	2.27	8.01	11.04	95	4.30	A	875	A++	8.22	7.5	320
	1.5+1.5+6.0	1.33	1.33	5.33	---	---	2.70	8.00	8.70	0.53	1.96	2.51	2.44	8.98	11.49	95	4.08	A	980	A++	8.16	8.0	344
	1.5+1.5+7.1	1.26	1.26	5.98	---	---	2.86	8.50	9.25	0.56	2.20	2.87	2.57	10.07	13.12	95	3.86	A	1100	A++	8.09	8.5	368
	1.5+2.0+2.0	1.50	2.00	2.00	---	---	2.25	5.50	6.34	0.46	1.09	1.57	2.11	4.99	7.17	95	5.08	A	545	A++	8.30	5.5	232
	1.5+2.0+2.5	1.50	2.00	2.50	---	---	2.31	6.00	6.73	0.43	1.23	1.74	1.98	5.63	7.98	95	4.90	A	615	A++	8.30	6.0	253
	1.5+2.0+3.5	1.50	2.00	3.50	---	---	2.42	7.00	7.46	0.46	1.52	2.14	2.11	6.96	9.78	95	4.62	A	760	A++	8.32	7.0	295
	1.5+2.0+4.2	1.50	2.00	4.20	---	---	2.51	7.70	7.93	0.50	1.83	2.39	2.27	8.38	10.96	95	4.22	A	915	A++	8.23	7.7	328
	1.5+2.0+5.0	1.41	1.88	4.71	---	---	2.63	8.00	8.42	0.50	1.95	2.57	2.27	8.93	11.77	95	4.10	A	975	A++	8.14	8.0	344
	1.5+2.0+6.0	1.26	1.68	5.05	---	---	2.77	8.00	8.96	0.53	1.94	2.68	2.44	8.88	12.26	95	4.12	A	970	A++	8.14	8.0	344
	1.5+2.0+7.1	1.27	1.70	6.03	---	---	2.93	9.00	9.30	0.56	2.39	2.87	2.57	10.94	13.12	95	3.77	A	1195	A++	8.03	9.0	392
	1.5+2.5+2.5	1.50	2.50	2.50	---	---	2.36	6.50	7.11	0.46	1.39	1.93	2.11	6.37	8.84	95	4.70	A	695	A++	8.30	6.5	275
	1.5+2.5+3.5	1.50	2.50	3.50	---	---	2.48	7.50	7.79	0.50	1.72	2.29	2.27	7.88	10.47	95	4.37	A	860	A++	8.28	7.5	317
	1.5+2.5+4.2	1.46	2.44	4.10	---	---	2.58	8.00	8.24	0.50	1.99	2.56	2.27	9.11	11.73	95	4.02	A	995	A++	8.11	8.0	345
	1.5+2.5+5.0	1.33	2.22	4.44	---	---	2.70	8.00	8.70	0.52	1.95	2.75	2.40	8.93	12.59	95	4.10	A	975	A++	8.14	8.0	344
	1.5+2.5+6.0	1.28	2.13	5.10	---	---	2.85	8.50	9.21	0.53	2.20	2.87	2.44	10.07	13.12	95	3.86	A	1100	A++	8.09	8.5	368
	1.5+2.5+7.1	1.22	2.03	5.76	---	---	3.01	9.00	9.49	0.56	2.39	2.99	2.57	10.94	13.69	95	3.77	A	1195	A++	8.03	9.0	392
	1.5+3.5+3.5	1.41	3.29	3.29	---	---	2.63	8.00	8.42	0.52	2.00	2.67	2.40	9.16	12.22	95	4.00	A	1000	A++	8.11	8.0	346
	1.5+3.5+4.2	1.30	3.04	3.65	---	---	2.73	8.00	8.65	0.52	1.99	2.79	2.40	9.11	12.75	95	4.02	A	995	A++	8.10	8.0	346
	1.5+3.5+5.0	1.28	2.98	4.25	---	---	2.85	8.50	8.83	0.56	2.20	2.81	2.57	10.07	12.87	95	3.86	A	1100	A++	8.09	8.5	368
	1.5+3.5+6.0	1.23	2.86	4.91	---	---	2.99	9.00	9.29	0.56	2.39	2.87	2.57	10.94	13.12	95	3.77	A	1195	A++	8.03	9.0	392
	1.5+3.5+7.1	1.12	2.60	5.28	---	---	3.16	9.00	9.50	0.59	2.36	2.99	2.69	10.81	13.69	95	3.82	A	1180	A++	8.05	9.0	392
	1.5+4.2+4.2	1.50	---	4.20	4.20	---	2.83	9.90	8.66	0.55	2.45	2.79	2.53	11.22	12.75	95	4.04	A	1225	A++	8.26	9.9	419
	1.5+4.2+5.0	1.26	---	3.53	4.21	---	2.95	9.00	8.84	0.56	2.18	2.81	2.57	9.98	12.87	95	4.14	A	1090	A++	8.18	9.0	385
	1.5+4.2+6.0	1.15	---	3.23	4.62	---	3.10	9.00	9.49	0.59	2.15	2.99	2.69	9.84	13.69	95	4.19	A	1075	A++	8.19	9.0	385
	1.5+4.2+7.1	1.05	---	2.95	4.99	---	3.26	9.00	9.51	0.63	2.13	2.99	2.86	9.75	13.69	95	4.24	A	1065	A++	8.20	9.0	384
	1.5+5.0+5.0	1.17	---	3.91	3.91	---	3.07	9.00	9.20	0.59	2.04	2.95	2.69	9.34	13.52	95	4.42	A	1020	A++	8.21	9.0	384
	1.5+5.0+6.0	1.08	---	3.60	4.32	---	3.21	9.00	9.66	0.59	2.03	3.02	2.69	9.30	13.81	95	4.44	A	1015	A++	8.22	9.0	384
	1.5+5.0+7.1	0.99	---	3.31	4.70	---	3.38	9.00	9.68	0.63	2.01	3.02	2.86	9.20	13.81	95	4.49	A	1005	A++	8.22	9.0	383
	1.5+6.0+6.0	1.00	---	4.00	4.00	---	3.36	9.00	10.13	0.63	2.02	3.08	2.86	9.25	14.09	95	4.46	A	1010	A++	8.22	9.0	383
	1.5+6.0+7.1	1.19	---	3.58	4.23	---	3.51	9.00	10.15	0.65	2.00	3.08	2.99	9.16	14.09	95	4.51	A	1000	A++	8.23	9.0	383
	2.0+2.0+2.0	2.00	2.00	2.00	---	---	2.31	6.00	6.76	0.46	1.23	1.74	2.11	5.63	7.98	95	4.90	A	615	A++	8.30	6.0	253

Combination tables

Cooling

Outdoor unit	Indoor unit	Cooling capacity (kW)					Total capacity (kW)			Power input (kW)			Total current (A)			Power factor (%)	EER	Energy label	AEC (kWh)	Seasonal data			
		A room	B room	C room	D room	E room	Min.	Nom.	Max.	Min.	Nom.	Max.	Min.	Nom.	Max.					Label	SEER	Pdesign	AEC
5MXM90N2V1B	2.0+2.0+2.5	2.00	2.00	2.50	---	---	2.36	6.50	7.11	0.46	1.39	1.93	2.11	6.37	8.84	95	4.70	A	695	A++	8.30	6.5	275
	2.0+2.0+3.5	2.00	2.00	3.50	---	---	2.48	7.50	7.79	0.50	1.72	2.29	2.27	7.88	10.47	95	4.37	A	860	A++	8.28	7.5	317
	2.0+2.0+4.2	2.00	2.00	4.20	---	---	2.58	8.20	8.24	0.50	2.04	2.56	2.27	9.34	11.73	95	4.02	A	1020	A++	8.13	8.2	353
	2.0+2.0+5.0	1.78	1.78	4.44	---	---	2.70	8.00	8.70	0.52	1.95	2.75	2.40	8.93	12.59	95	4.10	A	975	A++	8.14	8.0	344
	2.0+2.0+6.0	1.70	1.70	5.10	---	---	2.85	8.50	9.21	0.53	2.20	2.87	2.44	10.07	13.12	95	3.86	A	1100	A++	8.08	8.5	368
	2.0+2.0+7.1	1.62	1.62	5.76	---	---	3.01	9.00	9.49	0.56	2.36	2.99	2.57	10.81	13.69	95	3.82	A	1180	A++	8.04	9.0	392
	2.0+2.5+2.5	2.00	2.50	2.50	---	---	2.42	7.00	7.46	0.46	1.52	2.14	2.11	6.96	9.78	95	4.62	A	760	A++	8.32	7.0	295
	2.0+2.5+3.5	1.88	2.34	3.28	---	---	2.55	7.50	8.12	0.50	1.72	2.50	2.27	7.88	11.45	95	4.38	A	860	A++	8.28	7.5	317
	2.0+2.5+4.2	1.84	2.30	3.86	---	---	2.66	8.00	8.53	0.52	1.99	2.73	2.40	9.11	12.50	95	4.03	A	995	A++	8.11	8.0	345
	2.0+2.5+5.0	1.68	2.11	4.21	---	---	2.77	8.00	8.82	0.52	1.95	2.80	2.40	8.93	12.83	95	4.11	A	975	A++	8.14	8.0	344
	2.0+2.5+6.0	1.66	2.07	4.97	---	---	2.92	8.70	9.28	0.56	2.29	2.87	2.57	10.49	13.12	95	3.80	A	1145	A++	8.05	8.7	378
	2.0+2.5+7.1	1.55	1.94	5.51	---	---	3.08	9.00	9.49	0.59	2.35	2.99	2.69	10.76	13.69	95	3.83	A	1175	A++	8.05	9.0	392
	2.0+3.5+3.5	1.78	3.11	3.11	---	---	2.70	8.00	8.64	0.52	1.98	2.79	2.40	9.07	12.75	95	4.04	A	990	A++	8.12	8.0	345
	2.0+3.5+4.2	1.75	3.07	3.68	---	---	2.80	8.50	8.65	0.55	2.17	2.79	2.53	9.94	12.75	95	3.93	A	1085	A++	8.07	8.5	369
	2.0+3.5+5.0	1.66	2.90	4.14	---	---	2.92	8.70	8.83	0.56	2.28	2.81	2.57	10.44	12.87	95	3.82	A	1140	A++	8.04	8.7	379
	2.0+3.5+6.0	1.57	2.74	4.70	---	---	3.07	9.00	9.48	0.59	2.35	2.99	2.69	10.76	13.69	95	3.83	A	1175	A++	8.05	9.0	392
	2.0+3.5+7.1	1.43	2.50	5.07	---	---	3.23	9.00	9.50	0.63	2.32	2.99	2.86	10.62	13.69	95	3.88	A	1160	A++	8.06	9.0	391
	2.0+4.2+4.2	1.67	---	3.51	3.51	---	2.91	8.70	8.66	0.55	2.24	2.79	2.53	10.26	12.75	95	3.89	A	1120	A++	8.06	8.7	378
	2.0+4.2+5.0	1.61	---	3.38	4.02	---	3.02	9.00	9.02	0.59	2.36	2.93	2.69	10.81	13.40	95	3.81	A	1180	A++	8.03	9.0	392
	2.0+4.2+6.0	1.48	---	3.10	4.43	---	3.17	9.00	9.49	0.59	2.33	2.99	2.69	10.67	13.69	95	3.86	A	1165	A++	8.05	9.0	392
	2.0+4.2+7.1	1.35	---	2.84	4.80	---	3.33	9.00	9.51	0.63	2.30	2.99	2.86	10.53	13.69	95	3.91	A	1150	A++	8.06	9.0	391
	2.0+5.0+5.0	1.50	---	3.75	3.75	---	3.14	9.00	9.20	0.59	2.22	2.95	2.69	10.17	13.52	95	4.06	A	1110	A++	8.09	9.0	390
	2.0+5.0+6.0	1.38	---	3.46	4.15	---	3.29	9.00	9.66	0.63	2.19	3.02	2.86	10.03	13.81	95	4.11	A	1095	A++	8.10	9.0	389
	2.0+5.0+7.1	1.28	---	3.19	4.53	---	3.45	9.00	9.68	0.65	2.17	3.02	2.99	9.94	13.81	95	4.16	A	1085	A++	8.11	9.0	388
	2.0+6.0+6.0	1.29	---	3.86	3.86	---	3.43	9.00	10.13	0.63	2.18	3.08	2.86	9.98	14.09	95	4.13	A	1090	A++	8.11	9.0	389
	2.0+6.0+7.1	1.19	---	3.58	4.23	---	3.59	9.00	10.61	0.65	2.16	3.56	2.99	9.89	16.29	95	4.18	A	1080	A++	8.12	9.0	388
	2.5+2.5+2.5	2.50	2.50	2.50	---	---	2.48	7.50	7.79	0.50	1.71	2.29	2.27	7.83	10.47	95	4.39	A	855	A++	8.28	7.5	317
	2.5+2.5+3.5	2.35	2.35	3.29	---	---	2.63	8.00	8.42	0.52	1.98	2.67	2.40	9.07	12.22	95	4.05	A	990	A++	8.13	8.0	345
	2.5+2.5+4.2	2.17	2.17	3.65	---	---	2.73	8.00	8.64	0.52	1.97	2.79	2.40	9.02	12.75	95	4.07	A	985	A++	8.14	8.0	344
	2.5+2.5+5.0	2.13	2.13	4.25	---	---	2.85	8.50	8.82	0.56	2.20	2.80	2.57	10.07	12.83	95	3.87	A	1100	A++	8.07	8.5	369
	2.5+2.5+6.0	2.05	2.05	4.91	---	---	2.99	9.00	9.28	0.56	2.35	2.87	2.57	10.76	13.12	95	3.83	A	1175	A++	8.05	9.0	391
	2.5+2.5+7.1	1.86	1.86	5.28	---	---	3.16	9.00	9.49	0.59	2.32	2.99	2.69	10.62	13.69	95	3.88	A	1160	A++	8.07	9.0	391
	2.5+3.5+3.5	2.11	2.95	2.95	---	---	2.77	8.00	8.64	0.55	1.96	2.79	2.53	8.98	12.75	95	4.08	A	980	A++	8.14	8.0	344
	2.5+3.5+4.2	2.08	2.92	3.50	---	---	2.88	8.50	8.65	0.55	2.19	2.79	2.53	10.03	12.75	95	3.88	A	1095	A++	8.09	8.5	368
	2.5+3.5+5.0	2.05	2.86	4.09	---	---	2.99	9.00	8.83	0.59	2.33	2.81	2.69	10.67	12.87	95	3.87	A	1165	A++	8.05	9.0	392
	2.5+3.5+6.0	1.88	2.63	4.50	---	---	3.14	9.00	9.48	0.59	2.30	2.99	2.69	10.53	13.69	95	3.92	A	1150	A++	8.06	9.0	391
	2.5+3.5+7.1	1.72	2.40	4.88	---	---	3.30	9.00	9.50	0.63	2.27	2.99	2.86	10.39	13.69	95	3.97	A	1135	A++	8.07	9.0	390
	2.5+4.2+4.2	2.06	---	3.47	3.47	---	2.98	9.00	8.61	0.59	2.41	2.79	2.69	11.03	12.75	95	3.74	A	1205	A++	8.01	9.0	394
	2.5+4.2+5.0	1.92	---	3.23	3.85	---	3.10	9.00	9.02	0.59	2.35	2.93	2.69	10.76	13.40	95	3.84	A	1175	A++	7.99	9.0	394
	2.5+4.2+6.0	1.77	---	2.98	4.25	---	3.24	9.00	9.49	0.63	2.32	2.99	2.86	10.62	13.69	95	3.89	A	1160	A++	8.01	9.0	394
	2.5+4.2+7.1	1.63	---	2.74	4.63	---	3.41	9.00	9.51	0.65	2.29	2.99	2.99	10.49	13.69	95	3.94	A	1145	A++	8.02	9.0	393
	2.5+5.0+5.0	1.80	---	3.60	3.60	---	3.21	9.00	9.20	0.62	2.21	3.00	2.82	10.12	13.73	95	4.08	A	1105	A++	8.10	9.0	389
	2.5+5.0+6.0	1.67	---	3.33	4.00	---	3.36	9.00	9.66	0.63	2.18	3.02	2.86	9.98	13.81	95	4.13	A	1090	A++	8.11	9.0	388
	2.5+5.0+7.1	1.54	---	3.08	4.38	---	3.51	9.00	9.68	0.65	2.16	3.02	2.99	9.89	13.81	95	4.18	A	1080	A++	8.12	9.0	388
	2.5+6.0+6.0	1.55	---	3.72	3.72	---	3.50	9.00	10.13	0.65	2.17	3.08	2.99	9.94	14.09	95	4.15	A	1085	A++	8.12	9.0	388
	2.5+6.0+7.1	1.44	---	3.46	4.10	---	3.66	9.00	10.61	0.65	2.15	3.56	2.99	9.84	16.29	95	4.20	A	1075	A++	8.13	9.0	388
	3.5+3.5+3.5	2.90	2.90	2.90	---	---	2.92	8.70	8.77	0.59	2.23	2.90	2.69	10.21	13.28	95	3.91	A	1115	A++	8.05	8.7	378
	3.5+3.5+4.2	2.81	2.81	3.38	---	---	3.02	9.00	8.83	0.59	2.40	2.90	2.69	10.99	13.28	95	3.76	A	1200	A++	7.98	9.0	395
	3.5+3.5+5.0	2.63	2.63	3.75	---	---	3.14	9.00	9.02	0.62	2.33	2.95	2.82	10.67	13.52	95	3.86	A	1165	A++	7.97	9.0	395
	3.5+3.5+6.0	2.42	2.42	4.15	---	---	3.29	9.00	9.49	0.63	2.30	2.99	2.86	10.53	13.69	95	3.91	A	1150	A++	7.99	9.0	395
	3.5+3.5+7.1	2.23	2.23	4.53	---	---	3.45	9.00	9.51	0.65	2.28	2.99	2.99	10.44	13.69	95	3.96	A	1140	A++	8.00	9.0	394
	3.5+4.2+4.2	2.65	---	3.18	3.18	---	3.13	9.00	8.97	0.62	2.38	2.90	2.82	10.90	13.28	95	3.78	A	1190	A++	7.99	9.0	394
	3.5+4.2+5.0	2.48	---	2.98	3.54	---	3.24	9.00	9.18	0.62	2.32	2.93	2.82	10.62	13.40	95	3.88	A	1160	A++	7.98	9.0	395
	3.5+4.2+6.0	2.30	---	2.76	3.94	---	3.39	9.00	9.50	0.65	2.29	2.99	2.99	10.49	13.69	95	3.93	A	1145	A++	7.99	9.0	394
	3.5+4.2+7.1	2.13	---	2.55	4.32	---	3.54	9.00	10.01	0.69	2.26	3.52	3.16	10.35	16.09	95	3.98	A	1130	A++	8.00	9.0	394
	3.5+5.0+5.0	2.33	---	3.33	3.33	---	3.36	9.00	9.20	0.65	2.19	2.98	2.99	10.03	13.65	95	4.12	A	1095	A++	8.11	9.0	388
	3.5+5.0+6.0	2.17	---	3.10	3.72	---	3.50	9.00	9.67	0.65	2.16	3.02	2.99	9.89	13.81	95	4.17	A	1080	A++	8.13	9.0	388
	3.5+5.0+7.1	2.02	---	2.88	4.10	---	3.66	9.00	10.14	0.69	2.14	3.48	3.16	9.80	15.93	95	4.22	A	1070	A++	8.14	9.0	387
	3.5+6.0+6.0	2.03	---	3.48	3.48	---	3.65	9.00	10.59	0.65	2.15	3.56	2.99	9.84	16.29	95	4.19	A	1075	A++	8.13	9.0	388
	4.2+4.2+4.2	3.00	---	3.00	3.00	---	3.23	9.00	9.18	0.65	2.37	2.91	2.99	10.85	13.32	95	3.80	A	1185	A++	8.00	9.0	394
	4.2+4.2+5.0	2.82	---	2.82	3.36	---	3.35	9.00	9.26	0.65	2.31	2.93	2.99	10.58	13.40	95	3.90	A	1155	A++	7.99	9.0	395
	4.2+4.2+6.0	2.63	---	2.63	3.75	---	3.48	9.00	9.51	0.65	2.28	2.99	2.99	10.44	13.69	95	3.95	A	1140	A++	8.00	9.0	394
	4.2+4.2+7.1	2.44	---	2.44	4.12	---	3.65	9.00	10.02	0.69	2.25	3.52	3.16	10.30	16.09	95	4.00	A	1125	A++	8.01	9.0	394
	4.2+5.0+5.0	2.66	---	3.17	3.17	---	3.46	9.00	9.21	0.68	2.30	2.95	3.12	10.53	13.52	95	3.92	A	1150	A++	7.99	9.0	394
	4.2+5.0+6.0	2.49	---	2.96	3.55	---	3.60	9.00	10.18	0.69	2.27	3.54	3.16	10.39	16.21	95	3.97	A	1135	A++	8.00	9.0	394
	5.0+5.0+5.0	3.00	---	3.00	3.00	---	3.57	9.00	9.98	0.69	2.29	3.62	3.16	10.49	16.58	95	3.94	A	1145	A++	8.00	9.0	394
	1.5+1.5+1.5+1.5	1.50	1.50	1.50	1.50	---	2.31	6.00	6.73	0.44	1.25	1.44	2.02	5.73	6.60	95	4.82	A	625	A++	8.33	6.0	252
	1.5+1.5+1.5+2.0	1.50	1.50	1.50	2.00	---	2.36	6.50	7.11	0.47	1.38	1.62	2.15	6.32	7.41	95	4.72	A	690	A++	8.44	6.5	270
	1.5+1.5+1.5+2.5	1.50	1.50	1.50	2.50	---	2.42	7.00	7.46	0.47	1.50	1.76	2.15	6.87	8.06	95	4.68	A	750	A+++	8.57	7.0	286
	1.5+1.5+1.5+3.5	1.41	1.41	1.41	3.28	---	2.55	7.50	8.12	0.50	1.63	2.06	2.27	7.46	9.45	95	4.62	A	815	A+++	8.58	7.5	306
	1.5+1.5+1.5+4.2	1.38	1.38	1.38	3.86	---	2.66	8.00	8.53	0.50	1.94	2.39	2.27	8.88	10.96	95	4.12	A	970	A++	8.38	8.0	335
	1.5+1.5+1.5+5.0	1.26	1.26	1.26	4.21	---	2.77	8.00	8.96	0.53	1.90	2.58	2.44	8.70	11.81	95	4.22	A	950	A++	8.37	8.0	335
	1.5+1.5+1.5+6.0	1.24	1.24	1.24	4.97	---	2.92	8.70	9.44	0.53	2.34	2.63	2.44	10.71	12.02	95	3.72	A	1170	A++	8.15	8.7	374
	1.5+1.5+1.5+7.1	1.16	1.16	1.16	5.51	---	3.08	9.00	9.86	0.56	2.39	2.88	2.57	10.94	13.20	95	3.77	A	1195	A++	8.20	9.0	385
	1.5+1.5+2.0+2.0	1.50	1.50	2.00	2.00	---	2.42	7.00	7.46	0.47	1.50	1.76	2.15	6.87	8.06	95	4.68	A	750	A+++	8.57	7.0	286
	1.5+1.5+2.0+2.5	1.50	1.50	2.00	2.50	---	2.48	7.50	7.79	0.47	1.63	1.91	2.15	7.46	8.76	95	4.61	A	815	A+++	8.57	7.5	307
	1.5+1.5+2.0+3.5	1.41	1.41	1.88	3.29	---	2.63	8.00	8.42	0.50	1.94	2.23	2.27	8.88	10.18	95	4.12	A	970	A++	8.38	8.0	335
	1.5+1.5+2.0+4.2	1.30	1.30	1.74	3.65	---	2.73	8.00	8.80	0.53	1.94	2.56	2.44	8.88	11.73	95	4.14	A	970	A++	8.38	8.0	334
	1.5+1.5+2.0+5.0	1.28	1.28	1.70	4.25	---	2.85	8.50	9.21	0.53	2.23	2.77	2.44	10.21	12.67	95	3.82	A	1115	A++	8.20	8.5	363

Combination tables

Cooling

Outdoor unit	Indoor unit	Cooling capacity (kW)					Total capacity (kW)			Power input (kW)			Total current (A)			Power factor (%)	EER	Energy label	AEC (kWh)	Seasonal data			
		A room	B room	C room	D room	E room	Min.	Nom.	Max.	Min.	Nom.	Max.	Min.	Nom.	Max.					Label	SEER	Pdesign	AEC
5MXM90N2V1B	1.5+1.5+2.0+6.0	1.23	1.23	1.64	4.91	---	2.99	9.00	9.64	0.56	2.39	2.75	2.57	10.94	12.59	95	3.77	A	1195	A++	8.20	9.0	385
	1.5+1.5+2.0+7.1	1.12	1.12	1.49	5.28	---	3.16	9.00	10.04	0.60	2.36	3.02	2.74	10.81	13.81	95	3.82	A	1180	A++	8.21	9.0	384
	1.5+1.5+2.5+2.5	1.41	1.41	2.34	2.34	---	2.55	7.50	8.12	0.50	1.63	2.06	2.27	7.46	9.45	95	4.61	A	815	A+++	8.57	7.5	307
	1.5+1.5+2.5+3.5	1.33	1.33	2.22	3.11	---	2.70	8.00	8.70	0.53	1.94	2.51	2.44	8.88	11.49	95	4.14	A	970	A++	8.39	8.0	334
	1.5+1.5+2.5+4.2	1.31	1.31	2.19	3.68	---	2.80	8.50	9.06	0.53	2.25	2.74	2.44	10.30	12.55	95	3.78	A	1125	A++	8.18	8.5	364
	1.5+1.5+2.5+5.0	1.24	1.24	2.07	4.14	---	2.92	8.70	9.44	0.56	2.33	2.89	2.57	10.67	13.24	95	3.74	A	1165	A++	8.16	8.7	373
	1.5+1.5+2.5+6.0	1.17	1.17	1.96	4.70	---	3.07	9.00	9.83	0.56	2.43	2.88	2.57	11.13	13.20	95	3.71	A	1215	A++	8.15	9.0	387
	1.5+1.5+2.5+7.1	1.07	1.07	1.79	5.07	---	3.23	9.00	10.16	0.60	2.40	3.08	2.74	10.99	14.09	95	3.76	A	1200	A++	8.17	9.0	386
	1.5+1.5+3.5+3.5	1.28	1.28	2.98	2.98	---	2.85	8.50	9.21	0.53	2.25	2.80	2.44	10.30	12.83	95	3.78	A	1125	A++	8.18	8.5	364
	1.5+1.5+3.5+4.2	1.26	1.26	2.94	3.53	---	2.95	9.00	9.32	0.56	2.47	2.87	2.57	11.31	13.12	95	3.65	A	1235	A++	8.13	9.0	388
	1.5+1.5+3.5+5.0	1.17	1.17	2.74	3.91	---	3.07	9.00	9.68	0.59	2.40	3.02	2.69	10.99	13.81	95	3.75	A	1200	A++	8.13	9.0	388
	1.5+1.5+3.5+6.0	1.08	1.08	2.52	4.32	---	3.21	9.00	10.15	0.59	2.37	3.08	2.69	10.85	14.09	95	3.80	A	1185	A++	8.15	9.0	387
	1.5+1.5+3.5+7.1	0.99	0.99	2.32	4.70	---	3.38	9.00	10.17	0.63	2.34	3.08	2.86	10.71	14.09	95	3.85	A	1170	A++	8.16	9.0	386
	1.5+1.5+4.2+4.2	1.18	1.18	3.32	3.32	---	3.05	9.00	9.52	0.59	2.45	2.99	2.69	11.22	13.69	95	3.67	A	1225	A++	8.14	9.0	387
	1.5+1.5+4.2+5.0	1.11	1.11	3.10	3.69	---	3.17	9.00	9.69	0.59	2.39	3.02	2.69	10.94	13.81	95	3.77	A	1195	A++	8.14	9.0	387
	1.5+1.5+4.2+6.0	1.02	1.02	2.86	4.09	---	3.32	9.00	10.16	0.60	2.36	3.08	2.74	10.81	14.09	95	3.82	A	1180	A++	8.15	9.0	387
	1.5+1.5+4.2+7.1	0.94	0.94	2.64	4.47	---	3.47	9.00	10.18	0.63	2.33	3.08	2.86	10.67	14.09	95	3.87	A	1165	A++	8.17	9.0	386
	1.5+1.5+5.0+5.0	1.04	1.04	3.46	3.46	---	3.29	9.00	9.87	0.63	2.24	3.04	2.86	10.26	13.93	95	4.02	A	1120	A++	8.19	9.0	385
	1.5+1.5+5.0+6.0	0.96	0.96	3.21	3.86	---	3.43	9.00	10.34	0.63	2.21	3.11	2.86	10.12	14.22	95	4.07	A	1105	A++	8.20	9.0	384
	1.5+1.5+5.0+7.1	0.89	0.89	2.98	4.23	---	3.59	9.00	10.67	0.65	2.19	3.45	2.99	10.03	15.80	95	4.12	A	1095	A++	8.21	9.0	384
	1.5+1.5+6.0+6.0	0.90	0.90	3.60	3.60	---	3.57	9.00	10.66	0.63	2.20	3.10	2.86	10.07	14.17	95	4.09	A	1100	A++	8.21	9.0	384
	1.5+2.0+2.0+2.0	1.50	2.00	2.00	2.00	---	2.48	7.50	7.79	0.47	1.63	1.91	2.15	7.46	8.76	95	4.61	A	815	A+++	8.57	7.5	307
	1.5+2.0+2.0+2.5	1.41	1.88	1.88	2.34	---	2.55	7.50	8.12	0.50	1.62	2.06	2.27	7.42	9.45	95	4.63	A	810	A++	8.44	7.5	311
	1.5+2.0+2.0+3.5	1.33	1.78	1.78	3.11	---	2.70	8.00	8.70	0.53	1.94	2.34	2.44	8.88	10.71	95	4.14	A	970	A++	8.39	8.0	334
	1.5+2.0+2.0+4.2	1.31	1.75	1.75	3.68	---	2.80	8.50	9.06	0.53	2.25	2.74	2.44	10.30	12.55	95	3.78	A	1125	A++	8.18	8.5	364
	1.5+2.0+2.0+5.0	1.24	1.66	1.66	4.14	---	2.92	8.70	9.44	0.56	2.34	2.89	2.57	10.71	13.24	95	3.72	A	1170	A++	8.15	8.7	374
	1.5+2.0+2.0+6.0	1.17	1.57	1.57	4.70	---	3.07	9.00	9.83	0.56	2.43	2.88	2.57	11.13	13.20	95	3.71	A	1215	A++	8.15	9.0	387
	1.5+2.0+2.0+7.1	1.07	1.43	1.43	5.07	---	3.23	9.00	10.16	0.60	2.40	3.08	2.74	10.99	14.09	95	3.76	A	1200	A++	8.17	9.0	386
	1.5+2.0+2.5+2.5	1.41	1.88	2.35	2.35	---	2.63	8.00	8.42	0.50	1.95	2.23	2.27	8.93	10.18	95	4.10	A	975	A++	8.35	8.0	336
	1.5+2.0+2.5+3.5	1.26	1.68	2.11	2.95	---	2.77	8.00	8.96	0.53	1.94	2.69	2.44	8.88	12.30	95	4.14	A	970	A++	8.37	8.0	335
	1.5+2.0+2.5+4.2	1.25	1.67	2.08	3.50	---	2.88	8.50	9.30	0.56	2.24	2.87	2.57	10.26	13.12	95	3.80	A	1120	A++	8.17	8.5	364
	1.5+2.0+2.5+5.0	1.23	1.64	2.05	4.09	---	2.99	9.00	9.49	0.56	2.44	2.89	2.57	11.17	13.24	95	3.69	A	1220	A++	8.14	9.0	387
	1.5+2.0+2.5+6.0	1.13	1.50	1.88	4.50	---	3.14	9.00	10.01	0.59	2.41	3.01	2.69	11.03	13.77	95	3.74	A	1205	A++	8.16	9.0	386
	1.5+2.0+2.5+7.1	1.03	1.37	1.72	4.88	---	3.30	9.00	10.16	0.60	2.38	3.08	2.74	10.90	14.09	95	3.79	A	1190	A++	8.17	9.0	386
	1.5+2.0+3.5+3.5	1.24	1.66	2.90	2.90	---	2.92	8.70	9.31	0.56	2.34	2.87	2.57	10.71	13.12	95	3.72	A	1170	A++	8.15	8.7	374
	1.5+2.0+3.5+4.2	1.21	1.61	2.81	3.38	---	3.02	9.00	9.51	0.56	2.45	2.99	2.57	11.22	13.69	95	3.67	A	1225	A++	8.14	9.0	387
	1.5+2.0+3.5+5.0	1.13	1.50	2.63	3.75	---	3.14	9.00	9.68	0.59	2.39	3.02	2.69	10.94	13.81	95	3.77	A	1195	A++	8.14	9.0	387
	1.5+2.0+3.5+6.0	1.04	1.38	2.42	4.15	---	3.29	9.00	10.15	0.59	2.36	3.08	2.69	10.81	14.09	95	3.82	A	1180	A++	8.15	9.0	387
	1.5+2.0+3.5+7.1	0.96	1.28	2.23	4.53	---	3.45	9.00	10.17	0.63	2.33	3.08	2.86	10.67	14.09	95	3.87	A	1165	A++	8.17	9.0	386
	1.5+2.0+4.2+4.2	1.13	1.51	3.18	3.18	---	3.13	9.00	9.52	0.59	2.44	2.99	2.69	11.17	13.69	95	3.69	A	1220	A++	8.15	9.0	387
	1.5+2.0+4.2+5.0	1.06	1.42	2.98	3.54	---	3.24	9.00	9.69	0.63	2.38	3.02	2.86	10.90	13.81	95	3.79	A	1190	A++	8.14	9.0	387
	1.5+2.0+4.2+6.0	0.99	1.31	2.76	3.94	---	3.39	9.00	10.16	0.63	2.35	3.08	2.86	10.76	14.09	95	3.84	A	1175	A++	8.16	9.0	386
	1.5+2.0+4.2+7.1	0.91	1.22	2.55	4.32	---	3.54	9.00	10.63	0.65	2.32	3.57	2.99	10.62	16.33	95	3.89	A	1160	A++	8.18	9.0	386
	1.5+2.0+5.0+5.0	1.00	1.33	3.33	3.33	---	3.36	9.00	9.87	0.63	2.26	3.04	2.86	10.35	13.93	95	3.99	A	1130	A++	8.19	9.0	385
	1.5+2.0+5.0+6.0	0.93	1.24	3.10	3.72	---	3.50	9.00	10.34	0.63	2.23	3.11	2.86	10.21	14.22	95	4.04	A	1115	A++	8.20	9.0	384
	1.5+2.0+5.0+7.1	0.87	1.15	2.88	4.10	---	3.66	9.00	10.71	0.65	2.20	3.45	2.99	10.07	15.80	95	4.09	A	1100	A++	8.22	9.0	384
	1.5+2.0+6.0+6.0	0.87	1.16	3.48	3.48	---	3.65	9.00	10.70	0.65	2.22	3.10	2.99	10.17	14.17	95	4.06	A	1110	A++	8.21	9.0	384
	1.5+2.5+2.5+2.5	1.33	2.22	2.22	2.22	---	2.70	8.00	8.70	0.53	1.94	2.39	2.44	8.88	10.96	95	4.14	A	970	A++	8.37	8.0	335
	1.5+2.5+2.5+3.5	1.28	2.13	2.13	2.98	---	2.85	8.50	9.21	0.53	2.24	2.87	2.44	10.26	13.12	95	3.80	A	1120	A++	8.17	8.5	364
	1.5+2.5+2.5+4.2	1.26	2.10	2.10	3.53	---	2.95	9.00	9.31	0.56	2.44	2.87	2.57	11.17	13.12	95	3.69	A	1220	A++	8.15	9.0	387
	1.5+2.5+2.5+5.0	1.17	1.96	1.96	3.91	---	3.07	9.00	9.68	0.59	2.38	3.02	2.69	10.90	13.81	95	3.79	A	1190	A++	8.14	9.0	387
	1.5+2.5+2.5+6.0	1.08	1.80	1.80	4.32	---	3.21	9.00	10.14	0.59	2.35	3.08	2.69	10.76	14.09	95	3.84	A	1175	A++	8.16	9.0	386
	1.5+2.5+2.5+7.1	0.99	1.65	1.65	4.70	---	3.38	9.00	10.16	0.63	2.32	3.08	2.86	10.62	14.09	95	3.89	A	1160	A++	8.18	9.0	386
	1.5+2.5+3.5+3.5	1.23	2.05	2.86	2.86	---	2.99	9.00	9.31	0.56	2.36	2.87	2.57	10.81	13.12	95	3.82	A	1180	A++	8.22	9.0	384
	1.5+2.5+3.5+4.2	1.15	1.92	2.69	3.23	---	3.10	9.00	9.51	0.59	2.35	2.99	2.69	10.76	13.69	95	3.84	A	1175	A++	8.22	9.0	383
	1.5+2.5+3.5+5.0	1.08	1.80	2.52	3.60	---	3.21	9.00	9.68	0.59	2.29	3.02	2.69	10.49	13.81	95	3.94	A	1145	A++	8.22	9.0	384
	1.5+2.5+3.5+6.0	1.00	1.67	2.33	4.00	---	3.36	9.00	10.15	0.63	2.26	3.08	2.86	10.35	14.09	95	3.99	A	1130	A++	8.23	9.0	383
	1.5+2.5+3.5+7.1	0.92	1.54	2.16	4.38	---	3.51	9.00	10.17	0.65	2.23	3.08	2.99	10.21	14.09	95	4.04	A	1115	A++	8.25	9.0	382
	1.5+2.5+4.2+4.2	1.09	1.81	3.05	3.05	---	3.20	9.00	9.52	0.59	2.33	2.99	2.69	10.67	13.69	95	3.86	A	1165	A++	8.23	9.0	383
	1.5+2.5+4.2+5.0	1.02	1.70	2.86	3.41	---	3.32	9.00	9.69	0.63	2.28	3.02	2.86	10.44	13.81	95	3.96	A	1140	A++	8.22	9.0	383
	1.5+2.5+4.2+6.0	0.95	1.58	2.66	3.80	---	3.46	9.00	10.16	0.63	2.25	3.08	2.86	10.30	14.09	95	4.01	A	1125	A++	8.24	9.0	383
	1.5+2.5+4.2+7.1	0.88	1.47	2.47	4.18	---	3.62	9.00	10.68	0.65	2.22	3.64	2.99	10.17	16.66	95	4.06	A	1110	A++	8.25	9.0	382
	1.5+2.5+5.0+5.0	0.96	1.61	3.21	3.21	---	3.20	9.00	9.52	0.59	2.26	2.99	2.69	10.35	13.69	95	3.98	A	1130	A++	8.23	9.0	383
	1.5+2.5+5.0+6.0	0.90	1.50	3.00	3.60	---	3.32	9.00	9.69	0.63	2.24	3.02	2.86	10.26	13.81	95	4.03	A	1120	A++	8.24	9.0	382
	1.5+3.5+3.5+3.5	1.13	2.63	2.63	2.63	---	3.14	9.00	9.51	0.59	2.35	2.99	2.69	10.76	13.69	95	3.84	A	1175	A++	8.21	9.0	384
	1.5+3.5+3.5+4.2	1.06	2.48	2.48	2.98	---	3.24	9.00	9.52	0.63	2.33	2.99	2.86	10.67	13.69	95	3.86	A	1165	A++	8.22	9.0	384
	1.5+3.5+3.5+5.0	1.00	2.33	2.33	3.33	---	3.36	9.00	9.69	0.63	2.28	3.02	2.86	10.44	13.81	95	3.96	A	1140	A++	8.21	9.0	384
	1.5+3.5+3.5+6.0	0.93	2.17	2.17	3.72	---	3.50	9.00	10.16	0.63	2.25	3.08	2.86	10.30	14.09	95	4.01	A	1125	A++	8.23	9.0	383
	1.5+3.5+3.5+7.1	0.87	2.02	2.02	4.10	---	3.66	9.00	10.71	0.65	2.22	3.71	2.99	10.17	16.99	95	4.06	A	1110	A++	8.24	9.0	383
	1.5+3.5+4.2+4.2	1.01	2.35	2.82	2.82	---	3.35	9.00	9.52	0.63	2.32	3.00	2.86	10.62	13.73	95	3.88	A	1160	A++	8.22	9.0	383
	1.5+3.5+4.2+5.0	0.95	2.22	2.66	3.17	---	3.46	9.00	9.70	0.65	2.26	3.02	2.99	10.35	13.81	95	3.98	A	1130	A++	8.22	9.0	384
	1.5+3.5+4.2+6.0	0.89	2.07	2.49	3.55	---	3.60	9.00	10.68	0.65	2.24	3.71	2.99	10.26	16.99	95	4.03	A	1120	A++	8.23	9.0	383
	1.5+3.5+5.0+5.0	0.90	2.10	3.00	3.00	---	3.57	9.00	10.47	0.65	2.25	3.73	2.99	10.30	17.07	95	4.00	A	1125	A++	8.22	9.0	383
	1.5+4.2+4.2+4.2	0.96	---	2.68	2.68	2.68	3.45	9.00	9.53	0.65	2.31	3.00	2.99	10.58	13.73	95	3.90	A	1155	A++	8.23	9.0	383
	1.5+4.2+4.2+5.0	0.91	---	2.54	2.54	3.02	3.56	9.00	10.29	0.65	2.25	3.69	2.99	10.30	16.90	95	4.00	A	1125	A++	8.22	9.0	383
	2.0+2.0+2.0+2.0	1.88	1.88	1.88	1.88	---	2.55	7.50	8.12	0.50	1.63	2.06	2.27	7.46	9.45	95	4.62	A	815	A+++	8.58	7.5	306
	2.0+2.0+2.0+2.5	1.88	1.88	1.88	2.35	---	2.63	8.00	8.42	0.50	1.90	2.23	2.27	8.70	10.18	95	4.22	A	950	A++	8.38	8.0	334
	2.0+2.0+2.0+3.5	1.68	1.68	1.68	2.95	---	2.77	8.00	8.96	0.53	1.89	2.51	2.44	8.65	11.49	95	4.24	A	945	A++	8.38	8.0	335
	2.0+2.0+2.0+4.2	1.67	1.67	1.67	3.50	---	2.88	8.50	9.30	0.56	2.33	2.87	2.57	10.67	13.12	95	3.65	A	1165	A++	8.02	8.5	371

Combination tables

Cooling

Outdoor unit	Indoor unit	Cooling capacity (kW)					Total capacity (kW)			Power input (kW)			Total current (A)			Power factor (%)	EER	Energy label	AEC (kWh)	Seasonal data			
		A room	B room	C room	D room	E room	Min.	Nom.	Max.	Min.	Nom.	Max.	Min.	Nom.	Max.					Label	SEER	Pdesign	AEC
5MXM90N2V1B	2.0+2.0+2.0+5.0	1.64	1.64	1.64	4.09	---	2.99	9.00	9.49	0.56	2.54	2.89	2.57	11.63	13.24	95	3.55	A	1270	A++	7.93	9.0	398
	2.0+2.0+2.0+6.0	1.50	1.50	1.50	4.50	---	3.14	9.00	10.01	0.60	2.50	3.01	2.74	11.45	13.77	95	3.60	A	1250	A++	7.96	9.0	396
	2.0+2.0+2.0+7.1	1.37	1.37	1.37	4.88	---	3.30	9.00	10.16	0.60	2.48	3.08	2.74	11.36	14.09	95	3.63	A	1240	A++	7.96	9.0	396
	2.0+2.0+2.5+2.5	1.73	1.73	2.17	2.17	---	2.70	7.80	8.70	0.53	1.81	2.39	2.44	8.29	10.96	95	4.32	A	905	A++	8.48	7.8	322
	2.0+2.0+2.5+3.5	1.70	1.70	2.13	2.98	---	2.85	8.50	9.21	0.53	2.33	2.87	2.44	10.67	13.12	95	3.65	A	1165	A++	8.02	8.5	371
	2.0+2.0+2.5+4.2	1.68	1.68	2.10	3.53	---	2.95	9.00	9.31	0.56	2.61	2.87	2.57	11.95	13.12	95	3.45	A	1305	A++	7.93	9.0	398
	2.0+2.0+2.5+5.0	1.57	1.57	1.96	3.91	---	3.07	9.00	9.68	0.59	2.54	3.02	2.69	11.63	13.81	95	3.55	A	1270	A++	7.93	9.0	397
	2.0+2.0+2.5+6.0	1.44	1.44	1.80	4.32	---	3.21	9.00	10.14	0.60	2.50	3.08	2.74	11.45	14.09	95	3.60	A	1250	A++	7.95	9.0	397
	2.0+2.0+2.5+7.1	1.32	1.32	1.65	4.70	---	3.38	9.00	10.16	0.63	2.47	3.08	2.86	11.31	14.09	95	3.65	A	1235	A++	7.97	9.0	396
	2.0+2.0+3.5+3.5	1.64	1.64	2.86	2.86	---	2.99	9.00	9.31	0.56	2.46	2.87	2.57	11.26	13.12	95	3.67	A	1230	A++	8.07	9.0	391
	2.0+2.0+3.5+4.2	1.54	1.54	2.69	3.23	---	3.10	9.00	9.51	0.59	2.44	2.99	2.69	11.17	13.69	95	3.69	A	1220	A++	8.07	9.0	391
	2.0+2.0+3.5+5.0	1.44	1.44	2.52	3.60	---	3.21	9.00	9.68	0.59	2.38	3.02	2.69	10.90	13.81	95	3.79	A	1190	A++	8.07	9.0	391
	2.0+2.0+3.5+6.0	1.33	1.33	2.33	4.00	---	3.36	9.00	10.15	0.63	2.35	3.08	2.86	10.76	14.09	95	3.84	A	1175	A++	8.08	9.0	390
	2.0+2.0+3.5+7.1	1.23	1.23	2.16	4.38	---	3.51	9.00	10.17	0.65	2.32	3.08	2.99	10.62	14.09	95	3.89	A	1160	A++	8.10	9.0	389
	2.0+2.0+4.2+4.2	1.45	1.45	3.05	3.05	---	3.20	9.00	9.52	0.59	2.43	2.99	2.69	11.13	13.69	95	3.71	A	1215	A++	8.08	9.0	390
	2.0+2.0+4.2+5.0	1.36	1.36	2.86	3.41	---	3.32	9.00	9.69	0.63	2.37	3.02	2.86	10.85	13.81	95	3.81	A	1185	A++	8.07	9.0	390
	2.0+2.0+4.2+6.0	1.27	1.27	2.66	3.80	---	3.46	9.00	10.16	0.63	2.33	3.08	2.86	10.67	14.09	95	3.86	A	1165	A++	8.09	9.0	390
	2.0+2.0+4.2+7.1	1.18	1.18	2.47	4.18	---	3.62	9.00	10.68	0.65	2.31	3.57	2.99	10.58	16.33	95	3.91	A	1155	A++	8.11	9.0	389
	2.0+2.0+5.0+5.0	1.29	1.29	3.21	3.21	---	3.43	9.00	9.87	0.63	2.35	3.04	2.86	10.76	13.93	95	3.83	A	1175	A++	8.08	9.0	390
	2.0+2.0+5.0+6.0	1.20	1.20	3.00	3.60	---	3.57	9.00	10.66	0.65	2.32	3.45	2.99	10.62	15.80	95	3.88	A	1160	A++	8.10	9.0	389
	2.0+2.5+2.5+2.5	1.68	2.11	2.11	2.11	---	2.77	8.00	8.96	0.53	1.89	2.51	2.44	8.65	11.49	95	4.24	A	945	A++	8.40	8.0	334
	2.0+2.5+2.5+3.5	1.66	2.07	2.07	2.90	---	2.92	8.70	9.30	0.56	2.39	2.87	2.57	10.94	13.12	95	3.65	A	1195	A++	8.03	8.7	379
	2.0+2.5+2.5+4.2	1.61	2.01	2.01	3.38	---	3.02	9.00	9.50	0.56	2.61	2.99	2.57	11.95	13.69	95	3.45	A	1305	A++	7.93	9.0	398
	2.0+2.5+2.5+5.0	1.50	1.88	1.88	3.75	---	3.14	9.00	9.68	0.59	2.54	3.02	2.69	11.63	13.81	95	3.55	A	1270	A++	7.93	9.0	397
	2.0+2.5+2.5+6.0	1.38	1.73	1.73	4.15	---	3.29	9.00	10.14	0.60	2.50	3.08	2.74	11.45	14.09	95	3.60	A	1250	A++	7.95	9.0	397
	2.0+2.5+2.5+7.1	1.28	1.60	1.60	4.53	---	3.45	9.00	10.16	0.63	2.47	3.08	2.86	11.31	14.09	95	3.65	A	1235	A++	7.97	9.0	396
	2.0+2.5+3.5+3.5	1.57	1.96	2.74	2.74	---	3.07	9.00	9.50	0.59	2.46	2.99	2.69	11.26	13.69	95	3.67	A	1230	A++	8.07	9.0	391
	2.0+2.5+3.5+4.2	1.48	1.84	2.58	3.10	---	3.17	9.00	9.51	0.59	2.44	2.99	2.69	11.17	13.69	95	3.69	A	1220	A++	8.07	9.0	391
	2.0+2.5+3.5+5.0	1.38	1.73	2.42	3.46	---	3.29	9.00	9.68	0.63	2.38	3.02	2.86	10.90	13.81	95	3.79	A	1190	A++	8.07	9.0	391
	2.0+2.5+3.5+6.0	1.29	1.61	2.25	3.86	---	3.43	9.00	10.15	0.63	2.35	3.08	2.86	10.76	14.09	95	3.84	A	1175	A++	8.08	9.0	390
	2.0+2.5+3.5+7.1	1.19	1.49	2.09	4.23	---	3.59	9.00	10.63	0.65	2.32	3.57	2.99	10.62	16.33	95	3.89	A	1160	A++	8.10	9.0	389
	2.0+2.5+4.2+4.2	1.40	1.74	2.93	2.93	---	3.27	9.00	9.52	0.63	2.43	2.99	2.86	11.13	13.69	95	3.71	A	1215	A++	8.08	9.0	390
	2.0+2.5+4.2+5.0	1.31	1.64	2.76	3.28	---	3.39	9.00	9.69	0.63	2.37	3.02	2.86	10.85	13.81	95	3.81	A	1185	A++	8.07	9.0	390
	2.0+2.5+4.2+6.0	1.22	1.53	2.57	3.67	---	3.53	9.00	10.62	0.65	2.33	3.56	2.99	10.67	16.29	95	3.86	A	1165	A++	8.09	9.0	390
	2.0+2.5+5.0+5.0	1.24	1.55	3.10	3.10	---	3.50	9.00	9.87	0.65	2.35	3.04	2.99	10.76	13.93	95	3.83	A	1175	A++	8.08	9.0	390
	2.0+2.5+5.0+6.0	1.16	1.45	2.90	3.48	---	3.65	9.00	10.70	0.65	2.32	3.52	2.99	10.62	16.13	95	3.88	A	1160	A++	8.10	9.0	389
	2.0+3.5+3.5+3.5	1.44	2.52	2.52	2.52	---	3.21	9.00	9.51	0.63	2.43	2.99	2.86	11.13	13.69	95	3.71	A	1215	A++	8.08	9.0	390
	2.0+3.5+3.5+4.2	1.36	2.39	2.39	2.86	---	3.32	9.00	9.52	0.63	2.42	2.99	2.86	11.08	13.69	95	3.73	A	1210	A++	8.08	9.0	390
	2.0+3.5+3.5+5.0	1.29	2.25	2.25	3.21	---	3.43	9.00	9.69	0.65	2.35	3.02	2.99	10.76	13.81	95	3.83	A	1175	A++	8.08	9.0	390
	2.0+3.5+3.5+6.0	1.20	2.10	2.10	3.60	---	3.57	9.00	10.61	0.65	2.32	3.57	2.99	10.62	16.33	95	3.88	A	1160	A++	8.10	9.0	389
	2.0+3.5+4.2+4.2	1.29	2.27	2.72	2.72	---	3.42	9.00	9.52	0.65	2.40	3.00	2.99	10.99	13.73	95	3.75	A	1200	A++	8.09	9.0	390
	2.0+3.5+4.2+5.0	1.22	2.14	2.57	3.06	---	3.53	9.00	10.20	0.65	2.34	3.55	2.99	10.71	16.25	95	3.85	A	1170	A++	8.09	9.0	390
	2.0+3.5+5.0+5.0	1.16	2.03	2.90	2.90	---	3.65	9.00	10.47	0.69	2.34	3.73	3.16	10.71	17.07	95	3.85	A	1170	A++	8.09	9.0	390
	2.0+4.2+4.2+4.2	1.23	---	2.59	2.59	2.59	3.51	9.00	9.53	0.65	2.39	3.00	2.99	10.94	13.73	95	3.77	A	1195	A++	8.10	9.0	389
	2.0+4.2+4.2+5.0	1.17	---	2.45	2.45	2.92	3.63	9.00	10.21	0.69	2.33	3.55	3.16	10.67	16.25	95	3.87	A	1165	A++	8.09	9.0	389
	2.5+2.5+2.5+2.5	2.13	2.13	2.13	2.13	---	2.85	8.50	9.21	0.53	2.28	2.87	2.44	10.44	13.12	95	3.73	A	1140	A++	8.07	8.5	369
	2.5+2.5+2.5+3.5	2.05	2.05	2.05	2.86	---	2.99	9.00	9.30	0.56	2.48	2.87	2.57	11.36	13.12	95	3.63	A	1240	A++	8.04	9.0	392
	2.5+2.5+2.5+4.2	1.92	1.92	1.92	3.23	---	3.10	9.00	9.50	0.59	2.47	2.99	2.69	11.31	13.69	95	3.65	A	1235	A++	8.05	9.0	392
	2.5+2.5+2.5+5.0	1.80	1.80	1.80	3.60	---	3.21	9.00	9.68	0.59	2.40	3.02	2.69	10.99	13.81	95	3.75	A	1200	A++	8.04	9.0	392
	2.5+2.5+2.5+6.0	1.67	1.67	1.67	4.00	---	3.36	9.00	10.14	0.63	2.37	3.08	2.86	10.85	14.09	95	3.80	A	1185	A++	8.06	9.0	391
	2.5+2.5+2.5+7.1	1.54	1.54	1.54	4.38	---	3.51	9.00	10.16	0.65	2.34	3.08	2.99	10.71	14.09	95	3.85	A	1170	A++	8.08	9.0	390
	2.5+2.5+3.5+3.5	1.88	1.88	2.63	2.63	---	3.14	9.00	9.50	0.59	2.47	2.99	2.69	11.31	13.69	95	3.65	A	1235	A++	8.05	9.0	392
	2.5+2.5+3.5+4.2	1.77	1.77	2.48	2.98	---	3.24	9.00	9.51	0.63	2.46	2.99	2.86	11.26	13.69	95	3.67	A	1230	A++	8.05	9.0	391
	2.5+2.5+3.5+5.0	1.67	1.67	2.33	3.33	---	3.36	9.00	9.68	0.63	2.39	3.02	2.86	10.94	13.81	95	3.77	A	1195	A++	8.05	9.0	391
	2.5+2.5+3.5+6.0	1.55	1.55	2.17	3.72	---	3.50	9.00	10.15	0.65	2.36	3.08	2.99	10.81	14.09	95	3.82	A	1180	A++	8.07	9.0	391
	2.5+2.5+3.5+7.1	1.44	1.44	2.02	4.10	---	3.66	9.00	10.63	0.65	2.33	3.57	2.99	10.67	16.33	95	3.87	A	1165	A++	8.09	9.0	390
	2.5+2.5+4.2+4.2	1.68	1.68	2.82	2.82	---	3.35	9.00	9.52	0.63	2.44	2.99	2.86	11.17	13.69	95	3.69	A	1220	A++	8.06	9.0	391
	2.5+2.5+4.2+5.0	1.58	1.58	2.66	3.17	---	3.46	9.00	9.69	0.65	2.38	3.02	2.99	10.90	13.81	95	3.79	A	1190	A++	8.06	9.0	391
	2.5+2.5+4.2+6.0	1.48	1.48	2.49	3.55	---	3.60	9.00	10.68	0.65	2.35	3.56	2.99	10.76	16.29	95	3.84	A	1175	A++	8.08	9.0	390
	2.5+2.5+5.0+5.0	1.50	1.50	3.00	3.00	---	3.57	9.00	10.46	0.65	2.37	3.72	2.99	10.85	17.03	95	3.81	A	1185	A++	8.07	9.0	391
	2.5+3.5+3.5+3.5	1.73	2.42	2.42	2.42	---	3.29	9.00	9.53	0.63	2.46	2.99	2.86	11.26	13.69	95	3.67	A	1230	A++	8.07	9.0	390
	2.5+3.5+3.5+4.2	1.64	2.30	2.30	2.76	---	3.39	9.00	9.52	0.65	2.44	2.99	2.99	11.17	13.69	95	3.69	A	1220	A++	8.08	9.0	390
	2.5+3.5+3.5+5.0	1.55	2.17	2.17	3.10	---	3.50	9.00	9.69	0.65	2.38	3.02	2.99	10.90	13.81	95	3.79	A	1190	A++	8.07	9.0	390
	2.5+3.5+3.5+6.0	1.45	2.03	2.03	3.48	---	3.65	9.00	10.61	0.65	2.35	3.57	2.99	10.76	16.33	95	3.84	A	1175	A++	8.09	9.0	390
	2.5+3.5+4.2+4.2	1.56	2.19	2.63	2.63	---	3.48	9.00	9.52	0.65	2.43	3.00	2.99	11.13	13.73	95	3.71	A	1215	A++	8.08	9.0	390
	2.5+3.5+4.2+5.0	1.48	2.07	2.49	2.96	---	3.60	9.00	10.20	0.69	2.37	3.55	3.16	10.85	16.25	95	3.81	A	1185	A++	8.08	9.0	390
	2.5+4.2+4.2+4.2	1.49	2.50	2.50	2.50	---	3.59	9.00	10.03	0.69	2.42	3.52	3.16	11.08	16.09	95	3.73	A	1210	A++	8.09	9.0	390
	3.5+3.5+3.5+3.5	2.25	2.25	2.25	2.25	---	3.43	9.00	9.51	0.65	2.44	2.99	2.99	11.17	13.69	95	3.69	A	1220	A++	8.08	9.0	390
	3.5+3.5+3.5+4.2	2.14	2.14	2.14	2.57	---	3.53	9.00	10.02	0.69	2.43	3.52	3.16	11.13	16.09	95	3.71	A	1215	A++	8.08	9.0	390
	3.5+3.5+3.5+5.0	2.03	2.03	2.03	2.90	---	3.65	9.00	10.15	0.69	2.37	3.48	3.16	10.85	15.93	95	3.81	A	1185	A++	8.08	9.0	390
	3.5+3.5+4.2+4.2	2.05	2.05	2.45	2.45	---	3.63	9.00	10.03	0.69	2.42	3.52	3.16	11.08	16.09	95	3.73	A	1210	A++	8.09	9.0	390
	1.5+1.5+1.5+1.5+1.5	1.50	1.50	1.50	1.50	1.50	2.48	7.50	7.79	0.48	1.55	1.79	2.19	7.10	8.19	95	4.85	A	775	A++	7.90	7.5	333
	1.5+1.5+1.5+1.5+2.0	1.41	1.41	1.41	1.41	1.88	2.55	7.50	8.12	0.48	1.55	1.94	2.19	7.10	8.88	95	4.87	A	775	A++	7.89	7.5	333
	1.5+1.5+1.5+1.5+2.5	1.41	1.41	1.41	1.41	2.35	2.63	8.00	8.42	0.51	1.75	2.10	2.32	8.01	9.61	95	4.59	A	875	A++	7.80	8.0	359
	1.5+1.5+1.5+1.5+3.5	1.26	1.26	1.26	1.26	2.95	2.77	8.00	8.96	0.53	1.73	2.39	2.44	7.92	10.92	95	4.63	A	865	A++	7.81	8.0	359
	1.5+1.5+1.5+1.5+4.2	1.32	1.32	1.32	1.32	3.71	2.88	9.00	9.30	0.53	2.20	2.56	2.44	10.07	11.73	95	4.10	A	1100	A++	7.66	9.0	411
	1.5+1.5+1.5+1.5+5.0	1.23	1.23	1.23	1.23	4.09	2.99	9.00	9.64	0.56	2.15	2.64	2.57	9.84	12.10	95	4.20	A	1075	A++	7.69	9.0	410
	1.5+1.5+1.5+1.5+6.0	1.13	1.13	1.13	1.13	4.50	3.14	9.00	10.01	0.57	2.12	2.69	2.61	9.71	12.30	95	4.25	A	1060	A++	7.71	9.0	409
	1.5+1.5+1.5+1.5+7.1	1.03	1.03	1.03	1.03	4.88	3.30	9.00	10.32	0.60	2.10	2.82	2.74	9.62	12.91	95	4.30	A	1050	A++	7.73	9.0	408

Combination tables

Cooling

Outdoor unit	Indoor unit	Cooling capacity (kW)					Total capacity (kW)			Power input (kW)			Total current (A)			Power factor (%)	EER	Energy label	AEC (kWh)	Seasonal data			
		A room	B room	C room	D room	E room	Min.	Nom.	Max.	Min.	Nom.	Max.	Min.	Nom.	Max.					Label	SEER	Pdesign	AEC
5MXM90N2V1B	1.5+1.5+1.5+2.0+2.0	1.41	1.41	1.41	1.88	1.88	2.63	8.00	8.42	0.51	1.75	2.10	2.32	8.01	9.61	95	4.59	A	875	A++	7.80	8.0	359
	1.5+1.5+1.5+2.0+2.5	1.33	1.33	1.33	1.78	2.22	2.70	8.00	8.70	0.51	1.75	2.22	2.32	8.01	10.14	95	4.59	A	875	A++	7.80	8.0	359
	1.5+1.5+1.5+2.0+3.5	1.28	1.28	1.28	1.70	2.98	2.85	8.50	9.21	0.53	1.95	2.50	2.44	8.93	11.45	95	4.37	A	975	A++	7.76	8.5	383
	1.5+1.5+1.5+2.0+4.2	1.26	1.26	1.26	1.68	3.53	2.95	9.00	9.52	0.53	2.06	2.69	2.44	9.43	12.30	95	4.37	A	1030	A++	7.81	9.0	404
	1.5+1.5+1.5+2.0+5.0	1.17	1.17	1.17	1.57	3.91	3.07	9.00	9.83	0.56	2.02	2.78	2.57	9.25	12.71	95	4.47	A	1010	A++	7.83	9.0	403
	1.5+1.5+1.5+2.0+6.0	1.08	1.08	1.08	1.44	4.32	3.21	9.00	10.16	0.57	2.00	2.75	2.61	9.16	12.59	95	4.52	A	1000	A++	7.85	9.0	402
	1.5+1.5+1.5+2.0+7.1	0.99	0.99	0.99	1.32	4.70	3.38	9.00	10.43	0.60	1.97	2.96	2.74	9.02	13.56	95	4.57	A	985	A++	7.86	9.0	401
	1.5+1.5+1.5+2.5+2.5	1.26	1.26	1.26	2.11	2.11	2.77	8.00	8.96	0.53	1.74	2.39	2.44	7.97	10.92	95	4.61	A	870	A++	7.81	8.0	359
	1.5+1.5+1.5+2.5+3.5	1.24	1.24	1.24	2.07	2.90	2.92	8.70	9.44	0.53	2.06	2.63	2.44	9.43	12.02	95	4.24	A	1030	A++	7.71	8.7	395
	1.5+1.5+1.5+2.5+4.2	1.21	1.21	1.21	2.01	3.38	3.02	9.00	9.72	0.56	2.19	2.82	2.57	10.03	12.91	95	4.12	A	1095	A++	7.66	9.0	411
	1.5+1.5+1.5+2.5+5.0	1.13	1.13	1.13	1.88	3.75	3.14	9.00	10.01	0.56	2.14	2.90	2.57	9.80	13.28	95	4.22	A	1070	A++	7.69	9.0	410
	1.5+1.5+1.5+2.5+6.0	1.04	1.04	1.04	1.73	4.15	3.29	9.00	10.29	0.60	2.11	2.82	2.74	9.66	12.91	95	4.27	A	1055	A++	7.70	9.0	409
	1.5+1.5+1.5+2.5+7.1	0.96	0.96	0.96	1.60	4.53	3.45	9.00	10.53	0.60	2.09	2.96	2.74	9.57	13.56	95	4.32	A	1045	A++	7.72	9.0	408
	1.5+1.5+1.5+3.5+3.5	1.17	1.17	1.17	2.74	2.74	3.07	9.00	9.83	0.56	2.18	2.88	2.57	9.98	13.20	95	4.14	A	1090	A++	7.68	9.0	411
	1.5+1.5+1.5+3.5+4.2	1.11	1.11	1.11	2.58	3.10	3.17	9.00	10.07	0.60	2.17	3.02	2.74	9.94	13.81	95	4.16	A	1085	A++	7.68	9.0	410
	1.5+1.5+1.5+3.5+5.0	1.04	1.04	1.04	2.42	3.46	3.29	9.00	10.29	0.60	2.12	3.11	2.74	9.71	14.22	95	4.26	A	1060	A++	7.70	9.0	409
	1.5+1.5+1.5+3.5+6.0	0.96	0.96	0.96	2.25	3.86	3.43	9.00	10.52	0.60	2.09	2.95	2.74	9.57	13.52	95	4.31	A	1045	A++	7.72	9.0	408
	1.5+1.5+1.5+3.5+7.1	0.89	0.89	0.89	2.09	4.23	3.59	9.00	10.67	0.63	2.07	3.10	2.86	9.48	14.17	95	4.36	A	1035	A++	7.74	9.0	407
	1.5+1.5+1.5+4.2+4.2	1.05	1.05	1.05	2.93	2.93	3.27	9.00	10.19	0.60	2.16	3.09	2.74	9.89	14.13	95	4.18	A	1080	A++	7.69	9.0	410
	1.5+1.5+1.5+4.2+5.0	0.99	0.99	0.99	2.76	3.28	3.39	9.00	10.36	0.63	2.11	3.11	2.86	9.66	14.22	95	4.28	A	1055	A++	7.71	9.0	409
	1.5+1.5+1.5+4.2+6.0	0.92	0.92	0.92	2.57	3.67	3.53	9.00	10.62	0.63	2.08	3.03	2.86	9.52	13.85	95	4.33	A	1040	A++	7.73	9.0	408
	1.5+1.5+1.5+5.0+5.0	0.93	0.93	0.93	3.10	3.10	3.50	9.00	10.55	0.63	2.10	3.13	2.86	9.62	14.34	95	4.30	A	1050	A++	7.72	9.0	408
	1.5+1.5+1.5+5.0+6.0	0.87	0.87	0.87	2.90	3.48	3.65	9.00	10.70	0.63	2.07	2.98	2.86	9.48	13.65	95	4.35	A	1035	A++	7.74	9.0	407
	1.5+1.5+2.0+2.0+2.0	1.30	1.30	1.73	1.73	1.73	2.70	7.80	8.70	0.51	1.65	2.22	2.32	7.56	10.14	95	4.73	A	825	A++	7.86	7.8	348
	1.5+1.5+2.0+2.0+2.5	1.26	1.26	1.68	1.68	2.11	2.77	8.00	8.96	0.53	1.74	2.39	2.44	7.97	10.92	95	4.61	A	870	A++	7.81	8.0	359
	1.5+1.5+2.0+2.0+3.5	1.24	1.24	1.66	1.66	2.90	2.92	8.70	9.44	0.53	2.05	2.63	2.44	9.39	12.02	95	4.26	A	1025	A++	7.72	8.7	395
	1.5+1.5+2.0+2.0+4.2	1.21	1.21	1.61	1.61	3.38	3.02	9.00	9.72	0.56	2.18	2.82	2.57	9.98	12.91	95	4.14	A	1090	A++	7.67	9.0	411
	1.5+1.5+2.0+2.0+5.0	1.13	1.13	1.50	1.50	3.75	3.14	9.00	10.01	0.56	2.13	2.90	2.57	9.75	13.28	95	4.24	A	1065	A++	7.71	9.0	409
	1.5+1.5+2.0+2.0+6.0	1.04	1.04	1.38	1.38	4.15	3.29	9.00	10.29	0.60	2.10	2.82	2.74	9.62	12.91	95	4.29	A	1050	A++	7.73	9.0	408
	1.5+1.5+2.0+2.0+7.1	0.96	0.96	1.28	1.28	4.53	3.45	9.00	10.53	0.60	2.08	2.96	2.74	9.52	13.56	95	4.34	A	1040	A++	7.75	9.0	407
	1.5+1.5+2.0+2.5+2.5	1.28	1.28	1.70	2.13	2.13	2.85	8.50	9.21	0.53	1.84	2.50	2.44	8.43	11.45	95	4.63	A	920	A++	7.83	8.5	380
	1.5+1.5+2.0+2.5+3.5	1.23	1.23	1.64	2.05	2.86	2.99	9.00	9.64	0.56	2.18	2.75	2.57	9.98	12.59	95	4.14	A	1090	A++	7.67	9.0	411
	1.5+1.5+2.0+2.5+4.2	1.15	1.15	1.54	1.92	3.23	3.10	9.00	9.90	0.56	2.17	2.95	2.57	9.94	13.48	95	4.16	A	1085	A++	7.68	9.0	411
	1.5+1.5+2.0+2.5+5.0	1.08	1.08	1.44	1.80	3.60	3.21	9.00	10.16	0.60	2.12	3.03	2.74	9.71	13.89	95	4.26	A	1060	A++	7.71	9.0	409
	1.5+1.5+2.0+2.5+6.0	1.00	1.00	1.33	1.67	4.00	3.36	9.00	10.41	0.60	2.09	2.95	2.74	9.57	13.52	95	4.31	A	1045	A++	7.73	9.0	408
	1.5+1.5+2.0+2.5+7.1	0.92	0.92	1.23	1.54	4.38	3.51	9.00	10.61	0.63	2.07	3.03	2.86	9.48	13.85	95	4.36	A	1035	A++	7.76	9.0	406
	1.5+1.5+2.0+3.5+3.5	1.13	1.13	1.50	2.63	2.63	3.14	9.00	10.01	0.56	2.17	3.02	2.57	9.94	13.81	95	4.16	A	1085	A++	7.68	9.0	410
	1.5+1.5+2.0+3.5+4.2	1.06	1.06	1.42	2.48	2.98	3.24	9.00	10.18	0.60	2.16	3.08	2.74	9.89	14.09	95	4.18	A	1080	A++	7.69	9.0	410
	1.5+1.5+2.0+3.5+5.0	1.00	1.00	1.33	2.33	3.33	3.36	9.00	10.36	0.60	2.11	3.11	2.74	9.66	14.22	95	4.28	A	1055	A++	7.72	9.0	408
	1.5+1.5+2.0+3.5+6.0	0.93	0.93	1.24	2.17	3.72	3.50	9.00	10.59	0.63	2.08	3.03	2.86	9.52	13.85	95	4.33	A	1040	A++	7.74	9.0	407
	1.5+1.5+2.0+3.5+7.1	0.87	0.87	1.15	2.02	4.10	3.66	9.00	10.71	0.65	2.06	3.10	2.99	9.43	14.17	95	4.38	A	1030	A++	7.76	9.0	406
	1.5+1.5+2.0+4.2+4.2	1.01	1.01	1.34	2.82	2.82	3.35	9.00	10.19	0.63	2.15	3.09	2.86	9.84	14.13	95	4.20	A	1075	A++	7.70	9.0	409
	1.5+1.5+2.0+4.2+5.0	0.95	0.95	1.27	2.66	3.17	3.46	9.00	10.36	0.63	2.10	3.11	2.86	9.62	14.22	95	4.30	A	1050	A++	7.73	9.0	408
	1.5+1.5+2.0+4.2+6.0	0.89	0.89	1.18	2.49	3.55	3.60	9.00	10.68	0.63	2.07	3.10	2.86	9.48	14.17	95	4.35	A	1035	A++	7.75	9.0	407
	1.5+1.5+2.0+5.0+5.0	0.90	0.90	1.20	3.00	3.00	3.57	9.00	10.66	0.63	2.00	3.28	2.86	9.16	14.99	95	4.50	A	1000	A++	7.70	9.0	410
	1.5+1.5+2.5+2.5+2.5	1.24	1.24	2.07	2.07	2.07	2.92	8.70	9.44	0.53	2.04	2.63	2.44	9.34	12.02	95	4.28	A	1020	A++	7.72	8.7	395
	1.5+1.5+2.5+2.5+3.5	1.17	1.17	1.96	1.96	2.74	3.07	9.00	9.83	0.56	2.17	2.88	2.57	9.94	13.20	95	4.16	A	1085	A++	7.67	9.0	411
	1.5+1.5+2.5+2.5+4.2	1.11	1.11	1.84	1.84	3.10	3.17	9.00	10.07	0.60	2.16	3.02	2.74	9.89	13.81	95	4.18	A	1080	A++	7.68	9.0	411
	1.5+1.5+2.5+2.5+5.0	1.04	1.04	1.73	1.73	3.46	3.29	9.00	10.29	0.60	2.11	3.11	2.74	9.66	14.22	95	4.28	A	1055	A++	7.71	9.0	409
	1.5+1.5+2.5+2.5+6.0	0.96	0.96	1.61	1.61	3.86	3.43	9.00	10.52	0.60	2.08	3.03	2.74	9.52	13.85	95	4.33	A	1040	A++	7.73	9.0	408
	1.5+1.5+2.5+2.5+7.1	0.89	0.89	1.49	1.49	4.23	3.59	9.00	10.67	0.63	2.06	3.10	2.86	9.43	14.17	95	4.38	A	1030	A++	7.75	9.0	406
	1.5+1.5+2.5+3.5+3.5	1.08	1.08	1.80	2.52	2.52	3.21	9.00	10.16	0.60	2.16	3.08	2.74	9.89	14.09	95	4.18	A	1080	A++	7.68	9.0	410
	1.5+1.5+2.5+3.5+4.2	1.02	1.02	1.70	2.39	2.86	3.32	9.00	10.18	0.60	2.15	3.08	2.74	9.84	14.09	95	4.20	A	1075	A++	7.69	9.0	410
	1.5+1.5+2.5+3.5+5.0	0.96	0.96	1.61	2.25	3.21	3.43	9.00	10.36	0.63	2.10	3.11	2.86	9.62	14.22	95	4.30	A	1050	A++	7.72	9.0	408
	1.5+1.5+2.5+3.5+6.0	0.90	0.90	1.50	2.10	3.60	3.57	9.00	10.66	0.63	2.07	3.10	2.86	9.48	14.17	95	4.35	A	1035	A++	7.74	9.0	407
	1.5+1.5+2.5+4.2+4.2	0.97	0.97	1.62	2.72	2.72	3.42	9.00	10.19	0.63	2.14	3.09	2.86	9.80	14.13	95	4.22	A	1070	A++	7.70	9.0	410
	1.5+1.5+2.5+4.2+5.0	0.92	0.92	1.53	2.57	3.06	3.53	9.00	10.62	0.63	2.09	3.39	2.86	9.57	15.52	95	4.32	A	1045	A++	7.73	9.0	408
	1.5+1.5+2.5+5.0+5.0	0.87	0.87	1.45	2.90	2.90	3.65	9.00	10.70	0.65	2.02	3.28	2.99	9.25	14.99	95	4.47	A	1010	A++	7.67	9.0	411
	1.5+1.5+3.5+3.5+3.5	1.00	1.00	2.33	2.33	2.33	3.36	9.00	10.18	0.63	2.15	3.08	2.86	9.84	14.09	95	4.20	A	1075	A++	7.69	9.0	410
	1.5+1.5+3.5+3.5+4.2	0.95	0.95	2.22	2.22	2.66	3.46	9.00	10.19	0.63	2.14	3.09	2.86	9.80	14.13	95	4.22	A	1070	A++	7.70	9.0	410
	1.5+1.5+3.5+3.5+5.0	0.90	0.90	2.10	2.10	3.00	3.57	9.00	10.66	0.65	2.09	3.38	2.99	9.57	15.48	95	4.32	A	1045	A++	7.73	9.0	408
	1.5+1.5+3.5+4.2+4.2	0.91	0.91	2.11	2.54	2.54	3.56	9.00	10.65	0.65	2.13	3.57	2.99	9.75	16.33	95	4.24	A	1065	A++	7.71	9.0	409
	1.5+2.0+2.0+2.0+2.0	1.26	1.68	1.68	1.68	1.68	2.77	8.00	8.96	0.53	1.73	2.39	2.44	7.92	10.92	95	4.63	A	865	A++	7.81	8.0	359
	1.5+2.0+2.0+2.0+2.5	1.28	1.70	1.70	1.70	2.13	2.85	8.50	9.21	0.53	1.83	2.50	2.44	8.38	11.45	95	4.65	A	915	A++	7.83	8.5	380
	1.5+2.0+2.0+2.0+3.5	1.23	1.64	1.64	1.64	2.86	2.99	9.00	9.64	0.56	2.17	2.75	2.57	9.94	12.59	95	4.16	A	1085	A++	7.67	9.0	411
	1.5+2.0+2.0+2.0+4.2	1.15	1.54	1.54	1.54	3.23	3.10	9.00	9.90	0.56	2.16	2.95	2.57	9.89	13.48	95	4.18	A	1080	A++	7.68	9.0	411
	1.5+2.0+2.0+2.0+5.0	1.08	1.44	1.44	1.44	3.60	3.21	9.00	10.16	0.60	2.11	3.03	2.74	9.66	13.89	95	4.28	A	1055	A++	7.71	9.0	409
	1.5+2.0+2.0+2.0+6.0	1.00	1.33	1.33	1.33	4.00	3.36	9.00	10.41	0.60	2.08	2.95	2.74	9.52	13.52	95	4.33	A	1040	A++	7.73	9.0	408
	1.5+2.0+2.0+2.0+7.1	0.92	1.23	1.23	1.23	4.38	3.51	9.00	10.61	0.63	2.06	3.03	2.86	9.43	13.85	95	4.38	A	1030	A++	7.76	9.0	406
	1.5+2.0+2.0+2.5+2.5	1.24	1.66	1.66	2.07	2.07	2.92	8.70	9.44	0.53	1.87	2.63	2.44	8.56	12.02	95	4.67	A	935	A++	7.86	8.7	388
	1.5+2.0+2.0+2.5+3.5	1.17	1.57	1.57	1.96	2.74	3.07	9.00	9.83	0.56	1.92	2.88	2.57	8.79	13.20	95	4.71	A	960	A++	7.90	9.0	399
	1.5+2.0+2.0+2.5+4.2	1.11	1.48	1.48	1.84	3.10	3.17	9.00	10.07	0.60	1.91	3.02	2.74	8.75	13.81	95	4.73	A	955	A++	7.90	9.0	399
	1.5+2.0+2.0+2.5+5.0	1.04	1.38	1.38	1.73	3.46	3.29	9.00	10.29	0.60	1.87	3.11	2.74	8.56	14.22	95	4.83	A	935	A++	7.93	9.0	397
	1.5+2.0+2.0+2.5+6.0	0.96	1.29	1.29	1.61	3.86	3.43	9.00	10.52	0.60	1.85	3.03	2.74	8.47	13.85	95	4.88	A	925	A++	7.95	9.0	396
	1.5+2.0+2.0+2.5+7.1	0.89	1.19	1.19	1.49	4.23	3.59	9.00	10.67	0.63	1.83	3.10	2.86	8.38	14.17	95	4.93	A	915	A++	7.97	9.0	395
	1.5+2.0+2.0+3.5+3.5	1.08	1.44	1.44	2.52	2.52	3.21	9.00	10.16	0.60	1.91	3.08	2.74	8.75	14.09	95	4.73	A	955	A++	7.91	9.0	399
	1.5+2.0+2.0+3.5+4.2	1.02	1.36	1.36	2.39	2.86	3.32	9.00	10.18	0.60	1.90	3.08	2.74	8.70	14.09	95	4.75	A	950	A++	7.91	9.0	398
	1.5+2.0+2.0+3.5+5.0	0.96	1.29	1.29	2.25	3.21	3.43	9.00	10.36	0.63	1.86	3.11	2.86	8.52	14.22	95	4.85	A	930	A++	7.94	9.0	397
	1.5+2.0+2.0+3.5+6.0	0.90	1.20	1.20	2.10	3.60	3.57	9.00	10.66	0.63	1.84	3.10	2.86	8.43	14.17	95	4.90	A	920	A++	7.96	9.0	396

Combination tables

Cooling

Outdoor unit	Indoor unit	Cooling capacity (kW)					Total capacity (kW)			Power input (kW)			Total current (A)			Power factor (%)	EER	Energy label	AEC (kWh)	Seasonal data			
		A room	B room	C room	D room	E room	Min.	Nom.	Max.	Min.	Nom.	Max.	Min.	Nom.	Max.					Label	SEER	Pdesign	AEC
5MXM90N2V1B	1.5+2.0+2.0+4.2+4.2	0.97	1.29	1.29	2.72	2.72	3.42	9.00	10.19	0.63	1.89	3.09	2.86	8.65	14.13	95	4.77	A	945	A++	7.92	9.0	398
	1.5+2.0+2.0+4.2+5.0	0.92	1.22	1.22	2.57	3.06	3.53	9.00	10.62	0.63	1.85	3.39	2.86	8.47	15.52	95	4.87	A	925	A++	7.95	9.0	396
	1.5+2.0+2.0+5.0+5.0	0.87	1.16	1.16	2.90	2.90	3.65	9.00	10.70	0.65	1.85	3.28	2.99	8.47	14.99	95	4.87	A	925	A++	7.95	9.0	396
	1.5+2.0+2.5+2.5+2.5	1.23	1.64	2.05	2.05	2.05	2.99	9.00	9.64	0.56	1.92	2.75	2.57	8.79	12.59	95	4.71	A	960	A++	7.89	9.0	399
	1.5+2.0+2.5+2.5+3.5	1.13	1.50	1.88	1.88	2.63	3.14	9.00	10.01	0.56	1.90	3.02	2.57	8.70	13.81	95	4.75	A	950	A++	7.91	9.0	399
	1.5+2.0+2.5+2.5+4.2	1.06	1.42	1.77	1.77	2.98	3.24	9.00	10.17	0.60	1.89	3.08	2.74	8.65	14.09	95	4.77	A	945	A++	7.91	9.0	398
	1.5+2.0+2.5+2.5+5.0	1.00	1.33	1.67	1.67	3.33	3.36	9.00	10.35	0.60	1.85	3.11	2.74	8.47	14.22	95	4.87	A	925	A++	7.94	9.0	397
	1.5+2.0+2.5+2.5+6.0	0.93	1.24	1.55	1.55	3.72	3.50	9.00	10.59	0.63	1.83	3.03	2.86	8.38	13.85	95	4.92	A	915	A++	7.96	9.0	396
	1.5+2.0+2.5+2.5+7.1	0.87	1.15	1.44	1.44	4.10	3.66	9.00	10.71	0.65	1.82	3.10	2.99	8.33	14.17	95	4.97	A	910	A++	7.98	9.0	395
	1.5+2.0+2.5+3.5+3.5	1.04	1.38	1.73	2.42	2.42	3.29	9.00	10.17	0.60	1.89	3.08	2.74	8.65	14.09	95	4.77	A	945	A++	7.92	9.0	398
	1.5+2.0+2.5+3.5+4.2	0.99	1.31	1.64	2.30	2.76	3.39	9.00	10.18	0.63	1.88	3.08	2.86	8.61	14.09	95	4.79	A	940	A++	7.92	9.0	398
	1.5+2.0+2.5+3.5+5.0	0.93	1.24	1.55	2.17	3.10	3.50	9.00	10.36	0.63	1.85	3.11	2.86	8.47	14.22	95	4.89	A	925	A++	7.95	9.0	396
	1.5+2.0+2.5+3.5+6.0	0.87	1.16	1.45	2.03	3.48	3.65	9.00	10.70	0.65	1.83	3.10	2.99	8.38	14.17	95	4.94	A	915	A++	7.97	9.0	396
	1.5+2.0+2.5+4.2+4.2	0.94	1.25	1.56	2.63	2.63	3.48	9.00	10.19	0.63	1.88	3.09	2.86	8.61	14.13	95	4.81	A	940	A++	7.93	9.0	398
	1.5+2.0+2.5+4.2+5.0	0.89	1.18	1.48	2.49	2.96	3.60	9.00	10.68	0.65	1.84	3.46	2.99	8.43	15.84	95	4.91	A	920	A++	7.96	9.0	396
	1.5+2.0+3.5+3.5+3.5	0.96	1.29	2.25	2.25	2.25	3.43	9.00	10.18	0.63	1.88	3.08	2.86	8.61	14.09	95	4.79	A	940	A++	7.93	9.0	398
	1.5+2.0+3.5+3.5+4.2	0.92	1.22	2.14	2.14	2.57	3.53	9.00	10.62	0.65	1.88	3.57	2.99	8.61	16.33	95	4.81	A	940	A++	7.93	9.0	398
	1.5+2.0+3.5+3.5+5.0	0.87	1.16	2.03	2.03	2.90	3.65	9.00	10.70	0.65	1.84	3.45	2.99	8.43	15.80	95	4.91	A	920	A++	7.96	9.0	396
	1.5+2.0+3.5+4.2+4.2	0.88	1.17	2.05	2.45	2.45	3.63	9.00	10.69	0.65	1.87	3.64	2.99	8.56	16.66	95	4.83	A	935	A++	7.94	9.0	397
	1.5+2.5+2.5+2.5+2.5	1.17	1.96	1.96	1.96	1.96	3.07	9.00	9.83	0.56	1.91	2.88	2.57	8.75	13.20	95	4.73	A	955	A++	7.88	9.0	400
	1.5+2.5+2.5+2.5+3.5	1.08	1.80	1.80	1.80	2.52	3.21	9.00	10.16	0.60	1.89	3.08	2.74	8.65	14.09	95	4.77	A	945	A++	7.89	9.0	399
	1.5+2.5+2.5+2.5+4.2	1.02	1.70	1.70	1.70	2.86	3.32	9.00	10.17	0.60	1.88	3.08	2.74	8.61	14.09	95	4.79	A	940	A++	7.89	9.0	399
	1.5+2.5+2.5+2.5+5.0	0.96	1.61	1.61	1.61	3.21	3.43	9.00	10.35	0.63	1.85	3.11	2.86	8.47	14.22	95	4.89	A	925	A++	7.92	9.0	398
	1.5+2.5+2.5+2.5+6.0	0.90	1.50	1.50	1.50	3.60	3.57	9.00	10.66	0.63	1.83	3.10	2.86	8.38	14.17	95	4.94	A	915	A++	7.94	9.0	397
	1.5+2.5+2.5+3.5+3.5	1.00	1.67	1.67	2.33	2.33	3.36	9.00	10.17	0.63	1.88	3.08	2.86	8.61	14.09	95	4.79	A	940	A++	7.90	9.0	399
	1.5+2.5+2.5+3.5+4.2	0.95	1.58	1.58	2.22	2.66	3.46	9.00	10.18	0.63	1.88	3.08	2.86	8.61	14.09	95	4.81	A	940	A++	7.90	9.0	399
	1.5+2.5+2.5+3.5+5.0	0.90	1.50	1.50	2.10	3.00	3.57	9.00	10.66	0.65	1.84	3.38	2.99	8.43	15.48	95	4.91	A	920	A++	7.93	9.0	397
	1.5+2.5+2.5+4.2+4.2	0.91	1.51	1.51	2.54	2.54	3.56	9.00	10.65	0.65	1.87	3.64	2.99	8.56	16.66	95	4.83	A	935	A++	7.91	9.0	398
	1.5+2.5+3.5+3.5+3.5	0.93	1.55	2.17	2.17	2.17	3.50	9.00	10.18	0.63	1.88	3.08	2.86	8.61	14.09	95	4.81	A	940	A++	7.91	9.0	399
	1.5+2.5+3.5+3.5+4.2	0.89	1.48	2.07	2.07	2.49	3.60	9.00	10.68	0.65	1.87	3.64	2.99	8.56	16.66	95	4.83	A	935	A++	7.91	9.0	398
	1.5+3.5+3.5+3.5+3.5	0.87	2.03	2.03	2.03	2.03	3.65	9.00	10.70	0.65	1.87	3.71	2.99	8.56	16.99	95	4.83	A	935	A++	7.92	9.0	398
	2.0+2.0+2.0+2.0+2.0	1.70	1.70	1.70	1.70	1.70	2.85	8.50	9.21	0.53	1.83	2.50	2.44	8.38	11.45	95	4.67	A	915	A++	7.83	8.5	380
	2.0+2.0+2.0+2.0+2.5	1.66	1.66	1.66	1.66	2.07	2.92	8.70	9.44	0.53	2.03	2.63	2.44	9.30	12.02	95	4.30	A	1015	A++	7.72	8.7	395
	2.0+2.0+2.0+2.0+3.5	1.57	1.57	1.57	1.57	2.74	3.07	9.00	9.83	0.56	1.90	2.88	2.57	8.70	13.20	95	4.75	A	950	A++	7.86	9.0	401
	2.0+2.0+2.0+2.0+4.2	1.48	1.48	1.48	1.48	3.10	3.17	9.00	10.07	0.60	1.89	3.02	2.74	8.65	13.81	95	4.77	A	945	A++	7.86	9.0	401
	2.0+2.0+2.0+2.0+5.0	1.38	1.38	1.38	1.38	3.46	3.29	9.00	10.29	0.60	1.85	3.11	2.74	8.47	14.22	95	4.87	A	925	A++	7.89	9.0	399
	2.0+2.0+2.0+2.0+6.0	1.29	1.29	1.29	1.29	3.86	3.43	9.00	10.52	0.60	1.83	3.03	2.74	8.38	13.85	95	4.92	A	915	A++	7.91	9.0	399
	2.0+2.0+2.0+2.0+7.1	1.19	1.19	1.19	1.19	4.23	3.59	9.00	10.67	0.63	1.82	3.10	2.86	8.33	14.17	95	4.97	A	910	A++	7.93	9.0	398
	2.0+2.0+2.0+2.5+2.5	1.64	1.64	1.64	2.05	2.05	2.99	9.00	9.64	0.56	2.09	2.75	2.57	9.57	12.59	95	4.32	A	1045	A++	7.76	9.0	406
	2.0+2.0+2.0+2.5+3.5	1.50	1.50	1.50	1.88	2.63	3.14	9.00	10.01	0.56	2.07	3.02	2.57	9.48	13.81	95	4.36	A	1035	A++	7.77	9.0	405
	2.0+2.0+2.0+2.5+4.2	1.42	1.42	1.42	1.77	2.98	3.24	9.00	10.17	0.60	2.06	3.08	2.74	9.43	14.09	95	4.38	A	1030	A++	7.78	9.0	405
	2.0+2.0+2.0+2.5+5.0	1.33	1.33	1.33	1.67	3.33	3.36	9.00	10.35	0.60	2.01	3.11	2.74	9.20	14.22	95	4.48	A	1005	A++	7.81	9.0	404
	2.0+2.0+2.0+2.5+6.0	1.24	1.24	1.24	1.55	3.72	3.50	9.00	10.59	0.63	1.99	3.03	2.86	9.11	13.85	95	4.53	A	995	A++	7.83	9.0	403
	2.0+2.0+2.0+2.5+7.1	1.15	1.15	1.15	1.44	4.10	3.66	9.00	10.71	0.65	1.97	3.10	2.99	9.02	14.17	95	4.58	A	985	A++	7.85	9.0	401
	2.0+2.0+2.0+3.5+3.5	1.38	1.38	1.38	2.42	2.42	2.99	9.00	9.64	0.56	2.06	2.75	2.57	9.43	12.59	95	4.38	A	1030	A++	7.78	9.0	405
	2.0+2.0+2.0+3.5+4.2	1.31	1.31	1.31	2.30	2.76	3.39	9.00	10.18	0.63	2.05	3.08	2.86	9.39	14.09	95	4.40	A	1025	A++	7.79	9.0	405
	2.0+2.0+2.0+3.5+5.0	1.24	1.24	1.24	2.17	3.10	3.50	9.00	10.36	0.63	2.00	3.11	2.86	9.16	14.22	95	4.50	A	1000	A++	7.82	9.0	403
	2.0+2.0+2.0+3.5+6.0	1.16	1.16	1.16	2.03	3.48	3.65	9.00	10.70	0.65	1.98	3.10	2.99	9.07	14.17	95	4.55	A	990	A++	7.84	9.0	402
	2.0+2.0+2.0+4.2+4.2	1.25	1.25	1.25	2.63	2.63	3.48	9.00	10.19	0.63	2.04	3.09	2.86	9.34	14.13	95	4.42	A	1020	A++	7.80	9.0	404
	2.0+2.0+2.0+4.2+5.0	1.18	1.18	1.18	2.49	2.96	3.60	9.00	10.68	0.65	2.00	3.46	2.99	9.16	15.84	95	4.52	A	1000	A++	7.83	9.0	403
	2.0+2.0+2.5+2.5+2.5	1.57	1.57	1.96	1.96	1.96	3.07	9.00	9.83	0.56	2.08	2.88	2.57	9.52	13.20	95	4.34	A	1040	A++	7.74	9.0	407
	2.0+2.0+2.5+2.5+3.5	1.44	1.44	1.80	1.80	2.52	3.21	9.00	10.16	0.60	2.06	3.08	2.74	9.43	14.09	95	4.38	A	1030	A++	7.76	9.0	406
	2.0+2.0+2.5+2.5+4.2	1.36	1.36	1.70	1.70	2.86	3.32	9.00	9.85	0.60	2.05	3.08	2.74	9.39	14.09	95	4.40	A	1025	A++	7.76	9.0	406
	2.0+2.0+2.5+2.5+5.0	1.29	1.29	1.61	1.61	3.21	3.43	9.00	10.35	0.63	2.00	3.11	2.86	9.16	14.22	95	4.50	A	1000	A++	7.79	9.0	404
	2.0+2.0+2.5+2.5+6.0	1.20	1.20	1.50	1.50	3.60	3.57	9.00	10.66	0.63	1.98	3.10	2.86	9.07	14.17	95	4.55	A	990	A++	7.81	9.0	403
	2.0+2.0+2.5+3.5+3.5	1.33	1.33	1.67	2.33	2.33	3.36	9.00	10.17	0.63	2.05	3.08	2.86	9.39	14.09	95	4.40	A	1025	A++	7.77	9.0	406
	2.0+2.0+2.5+3.5+4.2	1.27	1.27	1.58	2.22	2.66	3.46	9.00	9.85	0.63	2.04	3.08	2.86	9.34	14.09	95	4.42	A	1020	A++	7.77	9.0	406
	2.0+2.0+2.5+3.5+5.0	1.20	1.20	1.50	2.10	3.00	3.57	9.00	10.66	0.65	2.00	3.38	2.99	9.16	15.48	95	4.52	A	1000	A++	7.80	9.0	404
	2.0+2.0+2.5+4.2+4.2	1.21	1.21	1.51	2.54	2.54	3.56	9.00	10.65	0.65	2.03	3.57	2.99	9.30	16.33	95	4.44	A	1015	A++	7.78	9.0	405
	2.0+2.0+3.5+3.5+3.5	1.24	1.24	2.17	2.17	2.17	3.50	9.00	10.18	0.63	2.04	3.08	2.86	9.34	14.09	95	4.42	A	1020	A++	7.77	9.0	405
	2.0+2.0+3.5+3.5+4.2	1.18	1.18	2.07	2.07	2.49	3.60	9.00	10.68	0.65	2.03	3.57	2.99	9.30	16.33	95	4.44	A	1015	A++	7.78	9.0	405
	2.0+2.5+2.5+2.5+2.5	1.50	1.88	1.88	1.88	1.88	3.14	9.00	10.01	0.56	2.07	3.02	2.57	9.48	13.81	95	4.36	A	1035	A++	7.75	9.0	407
	2.0+2.5+2.5+2.5+3.5	1.38	1.73	1.73	1.73	2.42	3.29	9.00	10.16	0.60	2.05	3.08	2.74	9.39	14.09	95	4.40	A	1025	A++	7.76	9.0	406
	2.0+2.5+2.5+2.5+4.2	1.31	1.64	1.64	1.64	2.76	3.39	9.00	10.17	0.63	2.04	3.08	2.86	9.34	14.09	95	4.42	A	1020	A++	7.76	9.0	406
	2.0+2.5+2.5+2.5+5.0	1.24	1.55	1.55	1.55	3.10	3.50	9.00	10.35	0.63	2.00	3.11	2.86	9.16	14.22	95	4.52	A	1000	A++	7.80	9.0	404
	2.0+2.5+2.5+2.5+6.0	1.16	1.45	1.45	1.45	3.48	3.65	9.00	10.70	0.65	1.97	3.10	2.99	9.02	14.17	95	4.57	A	985	A++	7.82	9.0	403
	2.0+2.5+2.5+3.5+3.5	1.29	1.61	1.61	2.25	2.25	3.43	9.00	10.17	0.63	2.04	3.08	2.86	9.34	14.09	95	4.42	A	1020	A++	7.77	9.0	406
	2.0+2.5+2.5+3.5+4.2	1.22	1.53	1.53	2.14	2.57	3.53	9.00	10.62	0.65	2.03	3.57	2.99	9.30	16.33	95	4.44	A	1015	A++	7.77	9.0	405
	2.0+2.5+2.5+3.5+5.0	1.16	1.45	1.45	2.03	2.90	3.65	9.00	10.70	0.65	1.97	3.45	2.99	9.02	15.80	95	4.59	A	985	A++	7.83	9.0	403
	2.0+2.5+2.5+4.2+4.2	1.17	1.46	1.46	2.45	2.45	3.60	9.00	10.68	0.65	2.03	3.57	2.99	9.30	16.33	95	4.45	A	1015	A++	7.77	9.0	406
	2.0+2.5+3.5+3.5+3.5	1.20	1.50	2.10	2.10	2.10	3.57	9.00	10.63	0.65	2.02	3.57	2.99	9.25	16.33	95	4.47	A	1010	A++	7.78	9.0	405
	2.5+2.5+2.5+2.5+2.5	1.80	1.80	1.80	1.80	1.80	3.21	9.00	10.15	0.60	2.02	3.08	2.74	9.25	14.09	95	4.47	A	1010	A++	7.73	9.0	408
	2.5+2.5+2.5+2.5+3.5	1.67	1.67	1.67	1.67	2.33	3.36	9.00	10.16	0.63	2.01	3.08	2.86	9.20	14.09	95	4.49	A	1005	A++	7.74	9.0	407
	2.5+2.5+2.5+2.5+4.2	1.58	1.58	1.58	1.58	2.66	3.46	9.00	10.17	0.63	2.01	3.08	2.86	9.20	14.09	95	4.49	A	1005	A++	7.75	9.0	407
	2.5+2.5+2.5+2.5+5.0	1.50	1.50	1.50	1.50	3.00	3.57	9.00	10.66	0.65	2.00	3.45	2.99	9.16	15.80	95	4.51	A	1000	A++	7.75	9.0	407
	2.5+2.5+2.5+3.5+3.5	1.55	1.55	1.55	2.17	2.17	3.50	9.00	10.17	0.63	2.00	3.08	2.86	9.16	14.09	95	4.51	A	1000	A++	7.76	9.0	406
	2.5+2.5+2.5+3.5+4.2	1.48	1.48	1.48	2.07	2.49	3.60	9.00	10.68	0.65	1.99	3.57	2.99	9.11	16.33	95	4.53	A	995	A++	7.76	9.0	406
	2.5+2.5+3.5+3.5+3.5	1.45	1.45	2.03	2.03	2.03	3.65	9.00	10.63	0.65	1.99	3.57	2.99	9.11	16.33	95	4.53	A	995	A++	7.77	9.0	406

Combination tables

Heating

Outdoor unit	Indoor unit	Cooling capacity (kW)					Total capacity (kW)			Power input (kW)			Total current (A)			Power factor (%)	COP	ENERGY LABEL	Seasonal data				
		A room	B room	B room	C room	D room	Min.	Nom.	Max.	Min.	Nom.	Max.	Min.	Nom.	Max.				label	SCOP	Pdesign	AEC	Back-up heater capacity at -10°C
5MXM90N2V1B	1.5	1.90	---	---	---	---	1.28	1.90	4.15	0.28	0.53	1.31	1.29	2.43	5.98	95	3.59	---	---	---	---	---	---
	2.0	2.49	---	---	---	---	1.33	2.49	4.37	0.34	0.67	1.37	1.55	3.05	6.25	95	3.73	---	---	---	---	---	---
	2.5	3.11	---	---	---	---	1.39	3.11	4.84	0.36	0.88	1.47	1.64	4.04	6.71	95	3.53	---	---	---	---	---	---
	3.5	4.36	---	---	---	---	1.51	4.36	5.31	0.38	1.40	1.93	1.73	6.42	8.84	95	3.11	---	---	---	---	---	---
	4.2	5.23	---	---	---	---	1.56	5.23	6.16	0.40	1.63	2.06	1.82	7.45	9.42	95	3.22	---	---	---	---	---	---
	5.0	6.21	---	---	---	---	1.94	6.21	7.75	0.47	1.76	2.39	2.13	8.08	10.92	95	3.52	---	---	---	---	---	---
	6.0	7.46	---	---	---	---	2.23	7.46	9.05	0.58	2.25	2.86	2.66	10.32	13.09	95	3.31	---	---	---	---	---	---
	7.1	8.82	---	---	---	---	2.55	8.82	9.38	0.65	2.81	3.01	2.97	12.88	13.77	95	3.14	---	---	---	---	---	---
	1.5+1.5	1.85	1.85	---	---	---	1.51	3.70	7.45	0.37	0.88	1.85	1.68	4.03	8.47	95	4.21	A	A	3.87	3.50	1264	0.32
	1.5+2.0	1.84	2.46	---	---	---	1.57	4.30	7.83	0.35	1.04	2.01	1.59	4.76	9.20	95	4.16	A	A	3.88	3.50	1262	0.32
	1.5+2.5	1.84	3.06	---	---	---	1.72	4.90	8.02	0.37	1.20	2.08	1.68	5.50	9.52	95	4.09	A	A	3.89	3.50	1259	0.32
	1.5+3.5	1.83	4.27	---	---	---	2.02	6.10	8.57	0.44	1.68	2.37	2.02	7.69	10.85	95	3.64	A	A	3.91	3.80	1360	0.44
	1.5+4.2	1.84	5.16	---	---	---	2.23	7.00	8.92	0.42	1.99	2.59	1.94	9.11	11.85	95	3.52	B	A	3.92	3.80	1357	0.43
	1.5+5.0	1.85	6.15	---	---	---	2.48	8.00	10.45	0.44	2.17	2.93	2.02	9.94	13.41	95	3.70	A	A+	4.00	4.50	1573	0.73
	1.5+6.0	1.80	7.20	---	---	---	2.77	9.00	10.65	0.48	2.47	2.72	2.19	11.31	12.45	95	3.65	A	A+	4.01	4.50	1570	0.72
	1.5+7.1	1.74	8.26	---	---	---	3.09	10.00	10.67	0.52	2.90	2.70	2.37	13.28	12.36	95	3.45	B	A+	4.02	4.50	1567	0.7
	2.0+2.0	2.45	2.45	---	---	---	1.72	4.90	8.02	0.37	1.19	2.33	1.68	5.45	10.66	95	4.13	A	A	3.86	3.50	1267	0.32
	2.0+2.5	2.44	3.06	---	---	---	1.88	5.50	8.19	0.39	1.37	2.34	1.76	6.28	10.71	95	4.03	A	A	3.87	3.50	1265	0.31
	2.0+3.5	2.44	4.26	---	---	---	2.17	6.70	8.74	0.47	1.75	2.45	2.15	8.01	11.21	95	3.85	A	A	3.92	3.80	1355	0.43
	2.0+4.2	2.45	5.15	---	---	---	2.39	7.60	9.10	0.58	2.04	2.68	2.67	9.34	12.27	95	3.74	A	A	3.93	3.80	1353	0.43
	2.0+5.0	2.43	6.07	---	---	---	2.62	8.50	10.63	0.59	2.35	3.02	2.71	10.76	13.82	95	3.63	A	A+	4.03	4.50	1564	0.73
	2.0+6.0	2.33	6.98	---	---	---	2.92	9.30	10.82	0.61	2.62	2.72	2.80	12.00	12.45	95	3.55	B	A+	4.03	4.50	1560	0.71
	2.0+7.1	2.20	7.80	---	---	---	3.23	10.00	10.92	0.65	2.90	2.93	2.97	13.28	13.41	95	3.46	B	A+	4.04	4.50	1557	0.69
	2.5+2.5	3.05	3.05	---	---	---	2.02	6.10	8.52	0.44	1.73	2.38	2.02	7.92	10.89	95	3.54	B	A	3.88	3.50	1263	0.31
	2.5+3.5	3.04	4.26	---	---	---	2.33	7.30	9.12	0.56	2.08	2.70	2.58	9.52	12.36	95	3.52	B	A	3.93	3.80	1352	0.43
	2.5+4.2	3.06	5.14	---	---	---	2.54	8.20	9.38	0.61	2.35	2.93	2.80	10.76	13.41	95	3.50	B	A	3.94	3.80	1349	0.43
	2.5+5.0	3.00	6.00	---	---	---	2.77	9.00	10.72	0.62	2.58	3.11	2.84	11.81	14.23	95	3.49	B	A+	4.05	4.50	1552	0.73
	2.5+6.0	2.82	6.78	---	---	---	3.06	9.60	10.92	0.63	2.76	2.79	2.88	12.64	12.77	95	3.48	B	A+	4.06	4.50	1549	0.71
	2.5+7.1	2.60	7.40	---	---	---	3.38	10.00	11.20	0.68	2.89	3.18	3.10	13.23	14.55	95	3.47	B	A+	4.07	4.50	1546	0.69
	3.5+3.5	4.25	4.25	---	---	---	2.62	8.50	9.57	0.61	2.54	2.90	2.80	11.63	13.27	95	3.35	C	A+	4.03	4.50	1561	0.74
	3.5+4.2	4.09	4.91	---	---	---	2.83	9.00	10.18	0.66	2.77	3.25	3.01	12.68	14.87	95	3.25	C	A+	4.04	4.50	1558	0.73
	3.5+5.0	3.91	5.59	---	---	---	3.06	9.50	10.94	0.67	2.73	3.15	3.05	12.50	14.42	95	3.48	B	A+	4.09	5.20	1777	1.04
	3.5+6.0	3.68	6.32	---	---	---	3.35	10.00	11.18	0.68	2.77	3.16	3.10	12.68	14.46	95	3.62	A	A+	4.11	5.20	1770	1.02
	3.5+7.1	3.30	6.70	---	---	---	3.66	10.00	11.21	0.72	2.73	3.01	3.31	12.50	13.78	95	3.67	A	A+	4.13	5.20	1763	1
	4.2+4.2	4.75	4.75	---	---	---	3.03	9.50	9.99	0.68	2.62	3.25	3.10	12.00	14.87	95	3.63	A	A+	4.05	4.50	1555	0.73
	4.2+5.0	4.57	5.43	---	---	---	3.26	10.00	10.95	0.69	2.78	3.21	3.14	12.73	14.69	95	3.61	A	A+	4.16	5.20	1748	1.03
	4.2+6.0	4.12	5.88	---	---	---	3.55	10.00	11.19	0.71	2.74	3.15	3.23	12.55	14.42	95	3.66	A	A+	4.18	5.20	1741	1.01
	4.2+7.1	3.72	6.28	---	---	---	3.87	10.00	11.21	0.74	2.69	3.07	3.40	12.32	14.05	95	3.72	A	A+	4.19	5.20	1734	1
	5.0+5.0	5.00	5.00	---	---	---	3.49	10.00	11.12	0.71	2.71	3.13	3.27	12.41	14.32	95	3.70	A	A+	4.05	6.46	2229	1.59
	5.0+6.0	4.55	5.45	---	---	---	3.77	10.00	11.32	0.71	2.67	3.05	3.23	12.22	13.96	95	3.75	A	A+	4.07	6.46	2220	1.57
	5.0+7.1	4.13	5.87	---	---	---	4.09	10.00	11.35	0.78	2.63	2.83	3.57	12.04	12.95	95	3.80	A	A+	4.09	6.46	2211	1.55
	6.0+6.0	5.00	5.00	---	---	---	4.07	10.00	11.14	0.71	2.65	2.80	3.27	12.13	12.81	95	3.79	A	A+	4.08	6.46	2215	1.57
	6.0+7.1	4.58	5.42	---	---	---	4.39	10.00	11.17	0.79	2.62	2.79	3.61	12.00	12.77	95	3.82	A	A+	4.10	6.46	2206	1.55
	7.1+7.1	5.00	5.00	---	---	---	4.70	10.00	11.20	0.84	2.60	2.78	3.83	11.90	12.72	95	3.86	A	A+	4.09	6.46	2207	1.54
	1.5+1.5+1.5	1.83	1.83	1.83	---	---	1.88	5.50	9.97	0.44	1.20	2.28	2.02	5.50	10.43	95	4.59	A	A+	4.00	4.80	1679	0.83
	1.5+1.5+2.0	1.83	1.83	2.44	---	---	2.02	6.10	10.15	0.46	1.38	2.36	2.11	6.32	10.80	95	4.43	A	A+	4.01	4.80	1674	0.83
	1.5+1.5+2.5	1.83	1.83	3.05	---	---	2.17	6.70	10.23	0.48	1.59	2.39	2.19	7.28	10.94	95	4.23	A	A+	4.02	4.80	1669	0.82
	1.5+1.5+3.5	1.85	1.85	4.31	---	---	2.48	8.00	10.34	0.52	2.05	2.51	2.37	9.39	11.49	95	3.91	A	A+	4.02	5.50	1914	1.12
	1.5+1.5+4.2	1.81	1.81	5.08	---	---	2.68	8.70	10.34	0.56	2.29	2.51	2.58	10.49	11.49	95	3.81	A	A+	4.03	5.50	1908	1.12
	1.5+1.5+5.0	1.74	1.74	5.81	---	---	2.92	9.30	10.51	0.56	2.48	2.61	2.58	11.36	11.95	95	3.76	A	A+	4.12	6.46	2191	1.54
	1.5+1.5+6.0	1.58	1.58	6.33	---	---	3.20	9.50	11.14	0.57	2.48	2.80	2.62	11.36	12.81	95	3.84	A	A+	4.15	6.46	2175	1.52
	1.5+1.5+7.1	1.49	1.49	7.03	---	---	3.52	10.00	11.18	0.61	2.70	2.79	2.80	12.36	12.77	95	3.71	A	A+	4.18	6.46	2159	1.5
	1.5+2.0+2.0	1.83	2.44	2.44	---	---	2.17	6.70	10.31	0.48	1.60	2.43	2.19	7.33	11.12	95	4.21	A	A+	4.01	4.80	1672	0.82
	1.5+2.0+2.5	1.83	2.43	3.04	---	---	2.33	7.30	10.41	0.50	1.77	2.46	2.28	8.11	11.26	95	4.14	A	A+	4.04	4.80	1663	0.82
	1.5+2.0+3.5	1.82	2.43	4.25	---	---	2.63	8.50	10.50	0.54	2.21	2.60	2.45	10.12	11.90	95	3.86	A	A+	4.02	5.50	1912	1.12
	1.5+2.0+4.2	1.75	2.34	4.91	---	---	2.83	9.00	10.51	0.58	2.39	2.66	2.67	10.94	12.17	95	3.77	A	A+	4.03	5.50	1906	1.11
	1.5+2.0+5.0	1.76	2.35	5.88	---	---	3.06	10.00	10.93	0.58	2.77	2.66	2.67	12.68	12.17	95	3.62	A	A+	4.13	6.46	2189	1.53
	1.5+2.0+6.0	1.58	2.11	6.32	---	---	3.35	10.00	11.14	0.60	2.71	2.80	2.75	12.41	12.81	95	3.70	A	A+	4.16	6.46	2173	1.51
	1.5+2.0+7.1	1.42	1.89	6.70	---	---	3.66	10.00	11.18	0.64	2.69	2.79	2.93	12.32	12.77	95	3.73	A	A+	4.19	6.46	2157	1.49
	1.5+2.5+2.5	1.85	3.08	3.08	---	---	2.48	8.00	10.52	0.52	2.00	2.46	2.37	9.16	11.26	95	4.01	A	A+	4.05	4.80	1657	0.82
	1.5+2.5+3.5	1.80	3.00	4.20	---	---	2.77	9.00	10.63	0.56	2.35	2.66	2.58	10.76	12.17	95	3.83	A	A+	4.05	5.50	1901	1.11
	1.5+2.5+4.2	1.83	3.05	5.12	---	---	2.97	10.00	10.63	0.60	2.74	2.66	2.75	12.55	12.17	95	3.66	A	A+	4.06	5.50	1895	1.11
	1.5+2.5+5.0	1.67	2.78	5.56	---	---	3.20	10.00	11.05	0.61	2.63	2.82	2.80	12.04	12.91	95	3.81	A	A+	4.15	6.46	2176	1.53
	1.5+2.5+6.0	1.50	2.50	6.00	---	---	3.49	10.00	11.14	0.62	2.58	2.80	2.84	11.81	12.81	95	3.89	A	A+	4.18	6.46	2160	1.51
	1.5+2.5+7.1	1.35	2.25	6.40	---	---	3.80	10.00	11.18	0.66	2.53	2.79	3.01	11.58	12.77	95	3.97	A	A+	4.21	6.46	2145	1.49
	1.5+3.5+3.5	1.76	4.12	4.12	---	---	3.06	10.00	10.64	0.60	2.74	2.66	2.75	12.55	12.17	95	3.66	A	A+	4.09	6.46	2208	1.54
	1.5+3.5+4.2	1.63	3.80	4.57	---	---	3.26	10.00	10.78	0.65	2.72	2.87	2.97	12.45	13.14	95	3.69	A	A+	4.10	6.46	2201	1.54
	1.5+3.5+5.0	1.50	3.50	5.00	---	---	3.49	10.00	10.98	0.66	2.61	2.82	3.01	11.95	12.91	95	3.84	A	A+	4.16	6.46	2169	1.52
	1.5+3.5+6.0	1.36	3.18	5.45	---	---	3.77	10.00	11.15	0.67	2.56	2.80	3.05	11.72	12.81	95	3.92	A	A+	4.20	6.46	2154	1.51
	1.5+3.5+7.1	1.24	2.89	5.87	---	---	4.09	10.00	11.18	0.73	2.51	2.79	3.36	11.49	12.77	95	4.00	A	A+	4.23	6.46	2138	1.49
	1.5+4.2+4.2	1.52	4.24	4.24	---	---	3.46	10.00	10.90	0.68	2.69	2.92	3.10	12.32	13.36	95	3.72	A	A+	4.12	6.46	2194	1.53
	1.5+4.2+5.0	1.40	3.93	4.67	---	---	3.69	10.00	11.03	0.71	2.59	2.82	3.23	11.86	12.91	95	3.87	A	A+	4.18	6.46	2162	1.52
	1.5+4.2+6.0	1.28	3.59	5.13	---	---	3.98	10.00	11.27	0.71	2.54	2.80	3.27	11.63	12.81	95	3.95	A	A+	4.21	6.46	2147	1.5
	1.5+4.2+7.1	1.17	3.28	5.55	---	---	4.29	10.00	11.30	0.76	2.49	2.78	3.48	11.40	12.72	95	4.03	A	A+	4.24	6.46	2132	1.48
	1.5+5.0+5.0	1.30	4.35	4.35	---	---	3.92	10.00	11.17	0.71	2.50	2.83	3.23	11.45	12.95	95	4.00	A	A+	4.19	6.46	2156	1.52
	1.5+5.0+6.0	1.20	4.00	4.80	---	---	4.21	10.00	11.41	0.71	2.46	2.75	3.27	11.26	12.59	95	4.08	A	A+	4.22	6.46	2140	1.5
	1.5+5.0+7.1	1.10	3.68	5.22	---	---	4.53	10.00	11.44	0.79	2.41	2.73	3.61	11.03	12.49	95	4.16	A	A+	4.25	6.46	2125	1.48
	1.5+6.0+6.0	1.11	4.44	4.44	---	---	4.50	10.00	11.65	0.72	2.42	2.67	3.31	11.08	12.22	95	4.14	A	A+	4.24	6.46	2133	1.49
	1.5+6.0+7.1	1.32	3.97	4.70	---	---	4.81	10.00	11.68	0.79	2.40	2.66	3.61	10.99	12.17	95	4.18	A	A+	4.26	6.46	2119	1.48

Combination tables

Heating

Outdoor unit	Indoor unit	Cooling capacity (kW)					Total capacity (kW)			Power input (kW)			Total current (A)			Power factor (%)	COP	ENERGY LABEL	Seasonal data				
		A room	B room	B room	C room	D room	Min.	Nom.	Max.	Min.	Nom.	Max.	Min.	Nom.	Max.				label	SCOP	Pdesign	AEC	Back-up heater capacity at -10°C
5MXM90N2V1B	2.0+2.0+2.0	2.50	2.50	2.50	---	---	2.33	7.50	10.49	0.50	1.77	2.50	2.28	8.11	11.44	95	4.24	A	A+	4.03	4.80	1665	0.81
	2.0+2.0+2.5	2.46	2.46	3.08	---	---	2.48	8.00	10.57	0.52	1.92	2.54	2.37	8.79	11.62	95	4.18	A	A+	4.04	4.80	1660	0.8
	2.0+2.0+3.5	2.40	2.40	4.20	---	---	2.77	9.00	10.68	0.56	2.27	2.66	2.58	10.39	12.17	95	3.98	A	A+	4.06	5.60	1931	1.15
	2.0+2.0+4.2	2.29	2.29	4.81	---	---	2.97	9.40	10.68	0.60	2.47	2.66	2.75	11.31	12.17	95	3.81	A	A+	4.07	5.60	1925	1.14
	2.0+2.0+5.0	2.22	2.22	5.56	---	---	3.20	10.00	10.90	0.61	2.76	2.82	2.80	12.64	12.91	95	3.63	A	A+	4.16	6.46	2174	1.52
	2.0+2.0+6.0	2.00	2.00	6.00	---	---	3.49	10.00	11.14	0.62	2.72	2.80	2.84	12.45	12.81	95	3.68	A	A+	4.19	6.46	2158	1.5
	2.0+2.0+7.1	1.80	1.80	6.40	---	---	3.80	10.00	11.18	0.66	2.67	2.79	3.01	12.22	12.77	95	3.75	A	A+	4.22	6.46	2142	1.48
	2.0+2.5+2.5	2.43	3.04	3.04	---	---	2.62	8.50	10.59	0.54	2.15	2.63	2.45	9.84	12.04	95	3.97	A	A+	4.07	5.00	1716	0.89
	2.0+2.5+3.5	2.33	2.91	4.07	---	---	2.92	9.30	10.68	0.58	2.45	2.66	2.67	11.22	12.17	95	3.80	A	A+	4.09	5.60	1913	1.14
	2.0+2.5+4.2	2.30	2.87	4.83	---	---	3.12	10.00	10.77	0.63	2.77	2.87	2.88	12.68	13.14	95	3.62	A	A+	4.11	5.60	1908	1.14
	2.0+2.5+5.0	2.11	2.63	5.26	---	---	3.35	10.00	11.11	0.63	2.73	2.82	2.88	12.50	12.91	95	3.67	A	A+	4.19	6.46	2154	1.51
	2.0+2.5+6.0	1.90	2.38	5.71	---	---	3.63	10.00	11.14	0.64	2.68	2.80	2.93	12.27	12.81	95	3.74	A	A+	4.22	6.46	2139	1.49
	2.0+2.5+7.1	1.72	2.16	6.12	---	---	3.95	10.00	11.18	0.69	2.66	2.79	3.14	12.18	12.77	95	3.77	A	A+	4.25	6.46	2124	1.48
	2.0+3.5+3.5	2.22	3.89	3.89	---	---	3.20	10.00	10.77	0.65	2.76	2.87	2.97	12.64	13.14	95	3.63	A	A+	4.25	6.46	2126	1.52
	2.0+3.5+4.2	2.06	3.61	4.33	---	---	3.41	10.00	10.97	0.68	2.75	2.97	3.10	12.59	13.59	95	3.64	A	A+	4.26	6.46	2120	1.52
	2.0+3.5+5.0	1.90	3.33	4.76	---	---	3.63	10.00	11.34	0.68	2.73	3.04	3.10	12.50	13.91	95	3.67	A	A+	4.32	6.46	2090	1.51
	2.0+3.5+6.0	1.74	3.04	5.22	---	---	3.92	10.00	11.34	0.69	2.68	2.80	3.14	12.27	12.81	95	3.74	A	A+	4.35	6.46	2076	1.49
	2.0+3.5+7.1	1.59	2.78	5.63	---	---	4.23	10.00	11.35	0.76	2.72	2.79	3.48	12.45	12.77	95	3.69	A	A+	4.38	6.46	2062	1.47
	2.0+4.2+4.2	1.92	4.04	4.04	---	---	3.60	10.00	10.98	0.70	2.73	2.97	3.18	12.50	13.59	95	3.67	A	A+	4.28	6.46	2113	1.52
	2.0+4.2+5.0	1.79	3.75	4.46	---	---	3.84	10.00	11.35	0.72	2.71	3.04	3.31	12.41	13.91	95	3.70	A	A+	4.34	6.46	2084	1.51
	2.0+4.2+6.0	1.64	3.44	4.92	---	---	4.12	10.00	11.37	0.73	2.60	2.80	3.36	11.90	12.81	95	3.85	A	A+	4.37	6.46	2069	1.49
	2.0+4.2+7.1	1.50	3.16	5.34	---	---	4.44	10.00	11.40	0.78	2.55	2.78	3.57	11.68	12.72	95	3.92	A	A+	4.40	6.46	2055	1.47
	2.0+5.0+5.0	1.67	4.17	4.17	---	---	4.07	10.00	11.06	0.75	2.59	2.83	3.44	11.86	12.95	95	3.87	A	A+	4.35	6.46	2077	1.5
	2.0+5.0+6.0	1.54	3.85	4.62	---	---	4.36	10.00	11.29	0.74	2.55	2.75	3.40	11.68	12.59	95	3.92	A	A+	4.38	6.46	2063	1.48
	2.0+5.0+7.1	1.42	3.55	5.04	---	---	4.67	10.00	11.33	0.81	2.53	2.73	3.70	11.58	12.49	95	3.95	A	A+	4.41	6.46	2049	1.46
	2.0+6.0+6.0	1.43	4.29	4.29	---	---	4.64	10.00	11.53	0.77	2.44	2.67	3.53	11.17	12.22	95	4.11	A	A+	4.39	6.46	2057	1.48
	2.0+6.0+7.1	1.32	3.97	4.70	---	---	4.96	10.00	11.56	0.82	2.39	2.66	3.74	10.94	12.17	95	4.20	A	A+	4.42	6.46	2043	1.46
	2.5+2.5+2.5	3.33	3.33	3.33	---	---	2.77	10.00	10.72	0.56	2.67	2.66	2.58	12.22	12.17	95	3.76	A	A+	4.09	5.00	1709	0.88
	2.5+2.5+3.5	2.94	2.94	4.12	---	---	3.06	10.00	10.92	0.63	2.63	2.74	2.88	12.04	12.54	95	3.81	A	A+	4.11	5.60	1906	1.13
	2.5+2.5+4.2	2.72	2.72	4.57	---	---	3.26	10.00	11.04	0.65	2.61	2.87	2.97	11.95	13.14	95	3.84	A	A+	4.12	5.60	1900	1.13
	2.5+2.5+5.0	2.50	2.50	5.00	---	---	3.49	10.00	11.33	0.66	2.51	3.04	3.01	11.49	13.91	95	4.00	A	A+	4.20	6.46	2152	1.5
	2.5+2.5+6.0	2.27	2.27	5.45	---	---	3.77	10.00	11.35	0.67	2.46	2.80	3.05	11.26	12.81	95	4.07	A	A+	4.23	6.46	2136	1.48
	2.5+2.5+7.1	2.07	2.07	5.87	---	---	4.09	10.00	11.37	0.73	2.41	2.79	3.36	11.03	12.77	95	4.15	A	A+	4.26	6.46	2121	1.46
	2.5+3.5+3.5	2.63	3.68	3.68	---	---	3.35	10.00	11.19	0.68	2.57	3.08	3.10	11.77	14.10	95	3.90	A	A+	4.15	6.46	2176	1.51
	2.5+3.5+4.2	2.45	3.43	4.12	---	---	3.55	10.00	11.20	0.70	2.55	3.08	3.18	11.68	14.10	95	3.93	A	A+	4.16	6.46	2170	1.51
	2.5+3.5+5.0	2.27	3.18	4.55	---	---	3.77	10.00	11.34	0.71	2.45	3.04	3.23	11.22	13.91	95	4.09	A	A+	4.22	6.46	2139	1.49
	2.5+3.5+6.0	2.08	2.92	5.00	---	---	4.07	10.00	11.35	0.71	2.40	2.80	3.27	10.99	12.81	95	4.17	A	A+	4.25	6.46	2124	1.48
	2.5+3.5+7.1	1.91	2.67	5.42	---	---	4.39	10.00	11.40	0.78	2.36	2.79	3.57	10.81	12.77	95	4.25	A	A+	4.28	6.46	2110	1.46
	2.5+4.2+4.2	2.29	3.85	3.85	---	---	3.75	10.00	11.20	0.72	2.53	3.08	3.31	11.58	14.10	95	3.96	A	A+	4.18	6.46	2163	1.5
	2.5+4.2+5.0	2.14	3.59	4.27	---	---	3.98	10.00	11.35	0.75	2.43	3.04	3.44	11.13	13.91	95	4.12	A	A+	4.24	6.46	2133	1.49
	2.5+4.2+6.0	1.97	3.31	4.72	---	---	4.26	10.00	11.37	0.76	2.39	2.80	3.48	10.94	12.81	95	4.20	A	A+	4.27	6.46	2118	1.47
	2.5+4.2+7.1	1.81	3.04	5.14	---	---	4.58	10.00	11.40	0.81	2.34	2.78	3.70	10.71	12.72	95	4.28	A	A+	4.30	6.46	2103	1.45
	2.5+5.0+5.0	2.00	4.00	4.00	---	---	4.21	10.00	11.06	0.78	2.41	2.83	3.57	11.03	12.95	95	4.15	A	A+	4.25	6.46	2126	1.49
	2.5+5.0+6.0	1.85	3.70	4.44	---	---	4.50	10.00	11.29	0.79	2.37	2.75	3.61	10.85	12.59	95	4.23	A	A+	4.28	6.46	2111	1.47
	2.5+5.0+7.1	1.71	3.42	4.86	---	---	4.81	10.00	11.33	0.84	2.33	2.73	3.83	10.67	12.49	95	4.31	A	A+	4.31	6.46	2097	1.45
	2.5+6.0+6.0	1.72	4.14	4.14	---	---	4.78	10.00	11.53	0.80	2.35	2.67	3.66	10.76	12.22	95	4.26	A	A+	4.29	6.46	2105	1.46
	2.5+6.0+7.1	1.60	3.85	4.55	---	---	5.10	10.00	11.56	0.85	2.31	2.66	3.87	10.58	12.17	95	4.34	A	A+	4.32	6.46	2091	1.45
	3.5+3.5+3.5	3.33	3.33	3.33	---	---	3.63	10.00	11.19	0.72	2.66	3.08	3.31	12.18	14.10	95	3.77	A	A+	4.28	6.46	2111	1.48
	3.5+3.5+4.2	3.13	3.13	3.75	---	---	3.84	10.00	11.20	0.75	2.63	3.08	3.44	12.04	14.10	95	3.80	A	A+	4.29	6.46	2105	1.48
	3.5+3.5+5.0	2.92	2.92	4.17	---	---	4.07	10.00	11.35	0.78	2.53	3.04	3.57	11.58	13.91	95	3.96	A	A+	4.35	6.46	2076	1.47
	3.5+3.5+6.0	2.69	2.69	4.62	---	---	4.36	10.00	11.38	0.79	2.48	2.80	3.61	11.36	12.81	95	4.04	A	A+	4.38	6.46	2062	1.45
	3.5+3.5+7.1	2.48	2.48	5.04	---	---	4.67	10.00	11.39	0.84	2.43	2.78	3.83	11.13	12.72	95	4.12	A	A+	4.41	6.46	2048	1.43
	3.5+4.2+4.2	2.94	3.53	3.53	---	---	4.04	10.00	11.21	0.80	2.61	3.07	3.66	11.95	14.05	95	3.84	A	A+	4.31	6.46	2098	1.48
	3.5+4.2+5.0	2.76	3.31	3.94	---	---	4.26	10.00	11.22	0.80	2.51	2.87	3.66	11.49	13.14	95	4.00	A	A+	4.37	6.46	2070	1.46
	3.5+4.2+6.0	2.55	3.07	4.38	---	---	4.55	10.00	11.25	0.82	2.46	2.79	3.74	11.26	12.77	95	4.07	A	A+	4.40	6.46	2055	1.45
	3.5+4.2+7.1	2.36	2.84	4.80	---	---	4.88	10.00	11.27	0.89	2.41	2.78	4.09	11.03	12.72	95	4.15	A	A+	4.43	6.46	2042	1.43
	3.5+5.0+5.0	2.59	3.70	3.70	---	---	4.50	10.00	11.07	0.84	2.49	2.82	3.83	11.40	12.91	95	4.03	A	A+	4.38	6.46	2063	1.46
	3.5+5.0+6.0	2.41	3.45	4.14	---	---	4.78	10.00	11.29	0.85	2.44	2.74	3.87	11.17	12.54	95	4.11	A	A+	4.41	6.46	2049	1.44
	3.5+5.0+7.1	2.24	3.21	4.55	---	---	5.10	10.00	11.34	0.89	2.39	2.73	4.09	10.94	12.49	95	4.19	A	A+	4.44	6.46	2036	1.42
	3.5+6.0+6.0	2.26	3.87	3.87	---	---	5.07	10.00	11.53	0.86	2.42	2.67	3.91	11.08	12.22	95	4.14	A	A+	4.42	6.46	2043	1.44
	4.2+4.2+4.2	3.33	3.33	3.33	---	---	4.23	10.00	11.22	0.83	2.59	3.07	3.79	11.86	14.05	95	3.87	A	A+	4.32	6.46	2091	1.47
	4.2+4.2+5.0	3.13	3.13	3.73	---	---	4.47	10.00	11.25	0.86	2.49	2.87	3.91	11.40	13.14	95	4.03	A	A+	4.38	6.46	2063	1.46
	4.2+4.2+6.0	2.92	2.92	4.17	---	---	4.75	10.00	11.27	0.86	2.44	2.79	3.96	11.17	12.77	95	4.11	A	A+	4.41	6.46	2049	1.44
	4.2+4.2+7.1	2.71	2.71	4.58	---	---	5.07	10.00	11.30	0.92	2.39	2.78	4.22	10.94	12.72	95	4.19	A	A+	4.44	6.46	2036	1.42
	4.2+5.0+5.0	2.96	3.52	3.52	---	---	4.70	10.00	11.07	0.86	2.47	2.82	3.91	11.31	12.91	95	4.06	A	A+	4.39	6.46	2057	1.46
	4.2+5.0+6.0	2.76	3.29	3.95	---	---	4.99	10.00	11.30	0.87	2.42	2.74	4.00	11.08	12.54	95	4.14	A	A+	4.42	6.46	2043	1.44
	5.0+5.0+5.0	3.33	3.33	3.33	---	---	4.93	10.00	11.20	0.89	2.45	2.78	4.09	11.22	12.72	95	4.09	A	A+	4.41	6.46	2051	1.45
	1.5+1.5+1.5+1.5	1.83	1.83	1.83	1.83	---	2.33	7.30	10.12	0.43	1.71	2.14	1.98	7.83	9.79	95	4.29	A	A+	4.01	6.46	2252	1.5
	1.5+1.5+1.5+2.0	1.85	1.85	1.85	2.46	---	2.48	8.00	10.30	0.45	1.93	2.24	2.06	8.84	10.25	95	4.15	A	A+	4.03	6.46	2242	1.49
	1.5+1.5+1.5+2.5	1.82	1.82	1.82	3.04	---	2.63	8.50	10.41	0.47	2.07	2.24	2.15	9.48	10.25	95	4.11	A	A+	4.05	6.46	2233	1.49
	1.5+1.5+1.5+3.5	1.74	1.74	1.74	4.07	---	2.92	9.30	10.60	0.51	2.32	2.53	2.32	10.62	11.58	95	4.02	A	A+	4.08	6.46	2214	1.48
	1.5+1.5+1.5+4.2	1.72	1.72	1.72	4.83	---	3.12	10.00	11.17	0.55	2.60	2.79	2.54	11.90	12.77	95	3.85	A	A+	4.08	6.46	2216	1.48
	1.5+1.5+1.5+5.0	1.58	1.58	1.58	5.26	---	3.35	10.00	11.29	0.55	2.50	2.74	2.54	11.45	12.54	95	4.01	A	A+	4.15	6.46	2179	1.47
	1.5+1.5+1.5+6.0	1.43	1.43	1.43	5.71	---	3.63	10.00	11.53	0.56	2.45	2.67	2.58	11.22	12.22	95	4.09	A	A+	4.18	6.46	2161	1.46
	1.5+1.5+1.5+7.1	1.29	1.29	1.29	6.12	---	3.95	10.00	11.56	0.62	2.40	2.65	2.84	10.99	12.13	95	4.18	A	A+	4.21	6.46	2145	1.46
	1.5+1.5+2.0+2.0	1.82	1.82	2.43	2.43	---	2.63	8.50	10.49	0.47	2.04	2.28	2.15	9.34	10.43	95	4.18	A	A+	4.13	6.46	2187	1.49
	1.5+1.5+2.0+2.5	1.80	1.80	2.40	3.00	---	2.77	9.00	10.59	0.49	2.19	2.54	2.24	10.03	11.62	95	4.12	A	A+	4.15	6.46	2178	1.49
	1.5+1.5+2.0+3.5	1.76	1.76	2.35	4.12	---	3.06	10.00	10.69	0.55	2.52	2.53	2.54	11.54	11.58	95	3.98	A	A+	4.18	6.46	2160	1.48
	1.5+1.5+2.0+4.2	1.63	1.63	2.17	4.57	---	3.26	10.00	11.17	0.57	2.50	2.79	2.62	11.45	12.77	95	4.01	A	A+	4.18	6.46	2163	1.48

Combination tables

Heating

Outdoor unit	Indoor unit	Cooling capacity (kW)					Total capacity (kW)			Power input (kW)			Total current (A)			Power factor (%)	COP	ENERGY LABEL	Seasonal data				
		A room	B room	B room	C room	D room	Min.	Nom.	Max.	Min.	Nom.	Max.	Min.	Nom.	Max.				label	SCOP	Pdesign	AEC	Back-up heater capacity at -10°C
5MXM90N2V1B	1.5+1.5+2.0+5.0	1.50	1.50	2.00	5.00	---	3.49	10.00	11.29	0.60	2.40	2.74	2.75	10.99	12.54	95	4.18	A	A+	4.25	6.46	2128	1.46
	1.5+1.5+2.0+6.0	1.36	1.36	1.82	5.45	---	3.77	10.00	11.53	0.58	2.35	2.67	2.67	10.76	12.22	95	4.26	A	A+	4.28	6.46	2112	1.46
	1.5+1.5+2.0+7.1	1.24	1.24	1.65	5.87	---	4.09	10.00	11.56	0.65	2.31	2.65	2.97	10.58	12.13	95	4.34	A	A+	4.31	6.46	2096	1.46
	1.5+1.5+2.5+2.5	1.88	1.88	3.13	3.13	---	2.92	10.00	10.59	0.54	2.54	2.54	2.45	11.63	11.62	95	3.95	A	A+	4.17	6.46	2168	1.48
	1.5+1.5+2.5+3.5	1.67	1.67	2.78	3.89	---	3.20	10.00	11.16	0.57	2.50	2.80	2.62	11.45	12.81	95	4.01	A	A+	4.18	6.46	2162	1.48
	1.5+1.5+2.5+4.2	1.55	1.55	2.58	4.33	---	3.41	10.00	11.17	0.59	2.48	2.79	2.71	11.36	12.77	95	4.05	A	A+	4.19	6.46	2154	1.47
	1.5+1.5+2.5+5.0	1.43	1.43	2.38	4.76	---	3.63	10.00	11.29	0.62	2.38	2.74	2.84	10.90	12.54	95	4.21	A	A+	4.26	6.46	2120	1.46
	1.5+1.5+2.5+6.0	1.30	1.30	2.17	5.22	---	3.92	10.00	11.53	0.63	2.34	2.67	2.88	10.71	12.22	95	4.29	A	A+	4.30	6.46	2104	1.46
	1.5+1.5+2.5+7.1	1.19	1.19	1.98	5.63	---	4.23	10.00	11.56	0.67	2.29	2.65	3.05	10.49	12.13	95	4.37	A	A+	4.33	6.46	2088	1.45
	1.5+1.5+3.5+3.5	1.50	1.50	3.50	3.50	---	3.49	10.00	11.17	0.62	2.48	2.79	2.84	11.36	12.77	95	4.05	A	A+	4.20	6.46	2154	1.47
	1.5+1.5+3.5+4.2	1.40	1.40	3.27	3.93	---	3.69	10.00	11.17	0.64	2.46	2.79	2.93	11.26	12.77	95	4.08	A	A+	4.21	6.46	2146	1.47
	1.5+1.5+3.5+5.0	1.30	1.30	3.04	4.35	---	3.92	10.00	11.30	0.67	2.36	2.74	3.05	10.81	12.54	95	4.24	A	A+	4.28	6.46	2112	1.46
	1.5+1.5+3.5+6.0	1.20	1.20	2.80	4.80	---	4.21	10.00	11.54	0.68	2.32	2.66	3.10	10.62	12.17	95	4.32	A	A+	4.31	6.46	2096	1.45
	1.5+1.5+3.5+7.1	1.10	1.10	2.57	5.22	---	4.53	10.00	11.58	0.74	2.28	2.65	3.40	10.44	12.13	95	4.40	A	A+	4.34	6.46	2080	1.45
	1.5+1.5+4.2+4.2	1.32	1.32	3.68	3.68	---	3.90	10.00	11.18	0.69	2.44	2.79	3.14	11.17	12.77	95	4.11	A	A+	4.23	6.46	2137	1.46
	1.5+1.5+4.2+5.0	1.23	1.23	3.44	4.10	---	4.12	10.00	11.32	0.71	2.34	2.74	3.27	10.71	12.54	95	4.27	A	A+	4.30	6.46	2103	1.45
	1.5+1.5+4.2+6.0	1.14	1.14	3.18	4.55	---	4.41	10.00	11.55	0.72	2.30	2.66	3.31	10.53	12.17	95	4.36	A	A+	4.33	6.46	2088	1.45
	1.5+1.5+4.2+7.1	1.05	1.05	2.94	4.97	---	4.72	10.00	11.59	0.76	2.26	2.65	3.48	10.35	12.13	95	4.44	A	A+	4.36	6.46	2072	1.45
	1.5+1.5+5.0+5.0	1.15	1.15	3.85	3.85	---	4.36	10.00	11.45	0.71	2.33	2.70	3.27	10.67	12.36	95	4.31	A	A+	4.31	6.46	2095	1.45
	1.5+1.5+5.0+6.0	1.07	1.07	3.57	4.29	---	4.64	10.00	11.68	0.72	2.28	2.67	3.31	10.44	12.22	95	4.39	A	A+	4.34	6.46	2080	1.45
	1.5+1.5+5.0+7.1	0.99	0.99	3.31	4.70	---	4.96	10.00	11.72	0.79	2.24	2.65	3.61	10.26	12.13	95	4.47	A	A+	4.38	6.46	2065	1.44
	1.5+1.5+6.0+6.0	1.00	1.00	4.00	4.00	---	4.93	10.00	11.92	0.75	2.27	2.59	3.44	10.39	11.85	95	4.42	A	A+	4.36	6.46	2072	1.44
	1.5+2.0+2.0+2.0	1.90	2.53	2.53	2.53	---	2.77	9.50	10.68	0.49	2.31	2.54	2.24	10.58	11.62	95	4.11	A	A+	4.15	6.46	2176	1.48
	1.5+2.0+2.0+2.5	1.88	2.50	2.50	3.13	---	2.92	10.00	10.77	0.54	2.42	2.54	2.45	11.08	11.62	95	4.15	A	A+	4.17	6.46	2167	1.48
	1.5+2.0+2.0+3.5	1.67	2.22	2.22	3.89	---	3.20	10.00	11.16	0.57	2.40	2.80	2.62	10.99	12.81	95	4.18	A	A+	4.18	6.46	2161	1.47
	1.5+2.0+2.0+4.2	1.55	2.06	2.06	4.33	---	3.41	10.00	11.17	0.59	2.38	2.79	2.71	10.90	12.77	95	4.21	A	A+	4.20	6.46	2153	1.47
	1.5+2.0+2.0+5.0	1.43	1.90	1.90	4.76	---	3.63	10.00	11.29	0.62	2.35	2.74	2.84	10.76	12.54	95	4.26	A	A+	4.26	6.46	2119	1.46
	1.5+2.0+2.0+6.0	1.30	1.74	1.74	5.22	---	3.92	10.00	11.53	0.63	2.31	2.67	2.88	10.58	12.22	95	4.34	A	A+	4.30	6.46	2103	1.45
	1.5+2.0+2.0+7.1	1.19	1.59	1.59	5.63	---	4.23	10.00	11.56	0.67	2.29	2.65	3.05	10.49	12.13	95	4.38	A	A+	4.33	6.46	2087	1.45
	1.5+2.0+2.5+2.5	1.76	2.35	2.94	2.94	---	3.06	10.00	10.77	0.55	2.51	2.54	2.54	11.49	11.62	95	3.99	A	A+	4.19	6.46	2158	1.48
	1.5+2.0+2.5+3.5	1.58	2.11	2.63	3.68	---	3.35	10.00	11.16	0.59	2.47	2.80	2.71	11.31	12.81	95	4.05	A	A+	4.20	6.46	2153	1.47
	1.5+2.0+2.5+4.2	1.47	1.96	2.45	4.12	---	3.55	10.00	11.17	0.62	2.45	2.79	2.84	11.22	12.77	95	4.09	A	A+	4.21	6.46	2145	1.46
	1.5+2.0+2.5+5.0	1.36	1.82	2.27	4.55	---	3.77	10.00	11.29	0.64	2.36	2.74	2.93	10.81	12.54	95	4.25	A	A+	4.28	6.46	2111	1.45
	1.5+2.0+2.5+6.0	1.25	1.67	2.08	5.00	---	4.07	10.00	11.53	0.65	2.31	2.67	2.97	10.58	12.22	95	4.33	A	A+	4.31	6.46	2095	1.45
	1.5+2.0+2.5+7.1	1.15	1.53	1.91	5.42	---	4.39	10.00	11.56	0.70	2.27	2.65	3.18	10.39	12.13	95	4.41	A	A+	4.35	6.46	2079	1.45
	1.5+2.0+3.5+3.5	1.43	1.90	3.33	3.33	---	3.63	10.00	11.17	0.64	2.45	2.79	2.93	11.22	12.77	95	4.09	A	A+	4.21	6.46	2144	1.46
	1.5+2.0+3.5+4.2	1.34	1.79	3.13	3.75	---	3.84	10.00	11.17	0.69	2.43	2.79	3.14	11.13	12.77	95	4.12	A	A+	4.23	6.46	2136	1.46
	1.5+2.0+3.5+5.0	1.25	1.67	2.92	4.17	---	4.07	10.00	11.30	0.69	2.34	2.74	3.14	10.71	12.54	95	4.28	A	A+	4.30	6.46	2102	1.45
	1.5+2.0+3.5+6.0	1.15	1.54	2.69	4.62	---	4.36	10.00	11.54	0.70	2.30	2.66	3.18	10.53	12.17	95	4.36	A	A+	4.33	6.46	2087	1.45
	1.5+2.0+3.5+7.1	1.06	1.42	2.48	5.04	---	4.67	10.00	11.58	0.76	2.25	2.65	3.48	10.30	12.13	95	4.45	A	A+	4.36	6.46	2071	1.44
	1.5+2.0+4.2+4.2	1.26	1.68	3.53	3.53	---	4.04	10.00	11.18	0.71	2.41	2.79	3.23	11.03	12.77	95	4.15	A	A+	4.25	6.46	2128	1.46
	1.5+2.0+4.2+5.0	1.18	1.57	3.31	3.94	---	4.26	10.00	11.32	0.73	2.32	2.74	3.36	10.62	12.54	95	4.31	A	A+	4.31	6.46	2094	1.45
	1.5+2.0+4.2+6.0	1.09	1.46	3.07	4.38	---	4.55	10.00	11.55	0.74	2.28	2.66	3.40	10.44	12.17	95	4.40	A	A+	4.35	6.46	2079	1.44
	1.5+2.0+4.2+7.1	1.01	1.35	2.84	4.80	---	4.88	10.00	11.59	0.79	2.24	2.65	3.61	10.26	12.13	95	4.48	A	A+	4.38	6.46	2064	1.44
	1.5+2.0+5.0+5.0	1.11	1.48	3.70	3.70	---	4.50	10.00	11.45	0.74	2.31	2.70	3.40	10.58	12.36	95	4.35	A	A+	4.33	6.46	2086	1.44
	1.5+2.0+5.0+6.0	1.03	1.38	3.45	4.14	---	4.78	10.00	11.68	0.77	2.26	2.67	3.53	10.35	12.22	95	4.43	A	A+	4.36	6.46	2071	1.44
	1.5+2.0+5.0+7.1	0.96	1.28	3.21	4.55	---	5.10	10.00	11.72	0.82	2.22	2.65	3.74	10.17	12.13	95	4.51	A	A+	4.40	6.46	2056	1.43
	1.5+2.0+6.0+6.0	0.97	1.29	3.87	3.87	---	5.07	10.00	11.92	0.78	2.25	2.59	3.57	10.30	11.85	95	4.46	A	A+	4.38	6.46	2063	1.43
	1.5+2.5+2.5+2.5	1.67	2.78	2.78	2.78	---	3.20	10.00	11.15	0.57	2.49	2.80	2.62	11.40	12.81	95	4.02	A	A+	4.19	6.46	2158	1.46
	1.5+2.5+2.5+3.5	1.50	2.50	2.50	3.50	---	3.49	10.00	11.16	0.62	2.45	2.80	2.84	11.22	12.81	95	4.09	A	A+	4.22	6.46	2143	1.45
	1.5+2.5+2.5+4.2	1.40	2.34	2.34	3.93	---	3.69	10.00	11.17	0.64	2.43	2.79	2.93	11.13	12.77	95	4.12	A	A+	4.23	6.46	2135	1.45
	1.5+2.5+2.5+5.0	1.30	2.17	2.17	4.35	---	3.92	10.00	11.29	0.67	2.34	2.74	3.05	10.71	12.54	95	4.28	A	A+	4.30	6.46	2101	1.44
	1.5+2.5+2.5+6.0	1.20	2.00	2.00	4.80	---	4.21	10.00	11.53	0.68	2.30	2.67	3.10	10.53	12.22	95	4.36	A	A+	4.33	6.46	2085	1.43
	1.5+2.5+2.5+7.1	1.10	1.84	1.84	5.22	---	4.53	10.00	11.56	0.74	2.25	2.65	3.40	10.30	12.13	95	4.45	A	A+	4.36	6.46	2070	1.43
	1.5+2.5+3.5+3.5	1.36	2.27	3.18	3.18	---	3.77	10.00	11.17	0.67	2.43	2.79	3.05	11.13	12.77	95	4.12	A	A+	4.23	6.46	2134	1.45
	1.5+2.5+3.5+4.2	1.28	2.14	2.99	3.59	---	3.98	10.00	11.17	0.71	2.41	2.79	3.27	11.03	12.77	95	4.15	A	A+	4.25	6.46	2127	1.45
	1.5+2.5+3.5+5.0	1.20	2.00	2.80	4.00	---	4.21	10.00	11.30	0.71	2.32	2.74	3.27	10.62	12.54	95	4.31	A	A+	4.32	6.46	2093	1.43
	1.5+2.5+3.5+6.0	1.11	1.85	2.59	4.44	---	4.50	10.00	11.54	0.72	2.28	2.66	3.31	10.44	12.17	95	4.40	A	A+	4.35	6.46	2078	1.43
	1.5+2.5+3.5+7.1	1.03	1.71	2.40	4.86	---	4.81	10.00	11.58	0.79	2.24	2.65	3.61	10.26	12.13	95	4.48	A	A+	4.38	6.46	2062	1.43
	1.5+2.5+4.2+4.2	1.21	2.02	3.39	3.39	---	4.18	10.00	11.18	0.73	2.40	2.79	3.36	10.99	12.77	95	4.18	A	A+	4.27	6.46	2118	1.44
	1.5+2.5+4.2+5.0	1.14	1.89	3.18	3.79	---	4.41	10.00	11.32	0.76	2.31	2.74	3.48	10.58	12.54	95	4.35	A	A+	4.33	6.46	2085	1.43
	1.5+2.5+4.2+6.0	1.06	1.76	2.96	4.23	---	4.70	10.00	11.55	0.77	2.26	2.66	3.53	10.35	12.17	95	4.43	A	A+	4.37	6.46	2070	1.43
	1.5+2.5+4.2+7.1	0.98	1.63	2.75	4.64	---	5.02	10.00	11.59	0.85	2.22	2.65	3.87	10.17	12.13	95	4.51	A	A+	4.40	6.46	2055	1.42
	1.5+2.5+5.0+5.0	1.07	1.79	3.57	3.57	---	4.18	10.00	11.46	0.73	2.29	2.79	3.36	10.49	12.77	95	4.38	A	A+	4.35	6.46	2077	1.43
	1.5+2.5+5.0+6.0	1.00	1.67	3.33	4.00	---	4.41	10.00	11.48	0.76	2.25	2.74	3.48	10.30	12.54	95	4.46	A	A+	4.38	6.46	2062	1.42
	1.5+3.5+3.5+3.5	1.25	2.92	2.92	2.92	---	4.07	10.00	11.17	0.71	2.43	2.79	3.27	11.13	12.77	95	4.12	A	A+	4.24	6.46	2132	1.42
	1.5+3.5+3.5+4.2	1.18	2.76	2.76	3.31	---	4.26	10.00	11.18	0.76	2.41	2.79	3.48	11.03	12.77	95	4.15	A	A+	4.25	6.46	2124	1.41
	1.5+3.5+3.5+5.0	1.11	2.59	2.59	3.70	---	4.50	10.00	11.32	0.79	2.32	2.74	3.61	10.62	12.54	95	4.31	A	A+	4.32	6.46	2091	1.4
	1.5+3.5+3.5+6.0	1.03	2.41	2.41	4.14	---	4.78	10.00	11.55	0.80	2.28	2.66	3.66	10.44	12.17	95	4.40	A	A+	4.35	6.46	2075	1.4
	1.5+3.5+3.5+7.1	0.96	2.24	2.24	4.55	---	5.10	10.00	11.59	0.85	2.24	2.65	3.87	10.26	12.13	95	4.48	A	A+	4.39	6.46	2060	1.39
	1.5+3.5+4.2+4.2	1.12	2.61	3.13	3.13	---	4.47	10.00	11.19	0.78	2.40	2.78	3.57	10.99	12.72	95	4.18	A	A+	4.27	6.46	2116	1.41
	1.5+3.5+4.2+5.0	1.06	2.46	2.96	3.52	---	4.70	10.00	11.33	0.81	2.31	2.74	3.70	10.58	12.54	95	4.35	A	A+	4.34	6.46	2083	1.4
	1.5+3.5+4.2+6.0	0.99	2.30	2.76	3.95	---	4.99	10.00	11.56	0.82	2.26	2.66	3.74	10.35	12.17	95	4.43	A	A+	4.37	6.46	2067	1.39
	1.5+3.5+5.0+5.0	1.00	2.33	3.33	3.33	---	4.93	10.00	11.45	0.85	2.29	2.70	3.87	10.49	12.36	95	4.38	A	A+	4.36	6.46	2075	1.39
	1.5+4.2+4.2+4.2	1.06	2.98	2.98	2.98	---	4.67	10.00	11.20	0.84	2.38	2.78	3.83	10.90	12.72	95	4.22	A	A+	4.29	6.46	2107	1.4
	1.5+4.2+4.2+5.0	1.01	2.82	2.82	3.36	---	4.90	10.00	11.34	0.86	2.29	2.73	3.96	10.49	12.49	95	4.38	A	A+	4.36	6.46	2075	1.39
	2.0+2.0+2.0+2.0	2.50	2.50	2.50	2.50	---	2.92	10.00	10.86	0.54	2.53	2.54	2.45	11.58	11.62	95	3.96	A	A+	4.17	6.46	2166	1.48
	2.0+2.0+2.0+2.5	2.35	2.35	2.35	2.94	---	3.06	10.00	10.95	0.55	2.51	2.54	2.54	11.49	11.62	95	3.99	A	A+	4.19	6.46	2157	1.47
	2.0+2.0+2.0+3.5	2.11	2.11	2.11	3.68	---	3.35	10.00	11.16	0.59	2.47	2.80	2.71	11.31	12.81	95	4.05	A	A+	4.20	6.46	2152	1.46

Combination tables

Heating

Outdoor unit	Indoor unit	Cooling capacity (kW)					Total capacity (kW)			Power input (kW)			Total current (A)			Power factor (%)	COP	ENERGY LABEL	Seasonal data				
		A room	B room	B room	C room	D room	Min.	Nom.	Max.	Min.	Nom.	Max.	Min.	Nom.	Max.				label	SCOP	Pdesign	AEC	Back-up heater capacity at -10°C
5MXM90N2V1B	2.0+2.0+2.0+4.2	1.96	1.96	1.96	4.12	---	3.55	10.00	11.17	0.62	2.45	2.79	2.84	11.22	12.77	95	4.09	A	A+	4.21	6.46	2144	1.46
	2.0+2.0+2.0+5.0	1.82	1.82	1.82	4.55	---	3.77	10.00	11.29	0.64	2.36	2.75	2.93	10.81	12.59	95	4.25	A	A+	4.28	6.46	2110	1.45
	2.0+2.0+2.0+6.0	1.67	1.67	1.67	5.00	---	4.07	10.00	11.53	0.65	2.31	2.67	2.97	10.58	12.22	95	4.33	A	A+	4.32	6.46	2094	1.45
	2.0+2.0+2.0+7.1	1.53	1.53	1.53	5.42	---	4.39	10.00	11.56	0.70	2.27	2.65	3.18	10.39	12.13	95	4.41	A	A+	4.35	6.46	2078	1.44
	2.0+2.0+2.5+2.5	2.22	2.22	2.78	2.78	---	3.20	10.00	11.15	0.57	2.49	2.80	2.62	11.40	12.81	95	4.02	A	A+	4.19	6.46	2159	1.47
	2.0+2.0+2.5+3.5	2.00	2.00	2.50	3.50	---	3.49	10.00	11.16	0.62	2.45	2.80	2.84	11.22	12.81	95	4.09	A	A+	4.22	6.46	2143	1.46
	2.0+2.0+2.5+4.2	1.87	1.87	2.34	3.93	---	3.69	10.00	11.17	0.64	2.43	2.79	2.93	11.13	12.77	95	4.12	A	A+	4.23	6.46	2135	1.46
	2.0+2.0+2.5+5.0	1.74	1.74	2.17	4.35	---	3.92	10.00	11.29	0.67	2.34	2.75	3.05	10.71	12.59	95	4.28	A	A+	4.30	6.46	2102	1.45
	2.0+2.0+2.5+6.0	1.60	1.60	2.00	4.80	---	4.21	10.00	11.53	0.68	2.30	2.67	3.10	10.53	12.22	95	4.36	A	A+	4.33	6.46	2086	1.44
	2.0+2.0+2.5+7.1	1.47	1.47	1.84	5.22	---	4.53	10.00	11.56	0.74	2.25	2.65	3.40	10.30	12.13	95	4.45	A	A+	4.36	6.46	2070	1.44
	2.0+2.0+3.5+3.5	1.82	1.82	3.18	3.18	---	3.77	10.00	11.17	0.67	2.43	2.79	3.05	11.13	12.77	95	4.12	A	A+	4.23	6.46	2135	1.46
	2.0+2.0+3.5+4.2	1.71	1.71	2.99	3.59	---	3.98	10.00	11.17	0.71	2.41	2.79	3.27	11.03	12.77	95	4.15	A	A+	4.25	6.46	2127	1.45
	2.0+2.0+3.5+5.0	1.60	1.60	2.80	4.00	---	4.21	10.00	11.30	0.71	2.32	2.74	3.27	10.62	12.54	95	4.31	A	A+	4.32	6.46	2093	1.44
	2.0+2.0+3.5+6.0	1.48	1.48	2.59	4.44	---	4.50	10.00	11.54	0.72	2.28	2.66	3.31	10.44	12.17	95	4.40	A	A+	4.35	6.46	2078	1.44
	2.0+2.0+3.5+7.1	1.37	1.37	2.40	4.86	---	4.81	10.00	11.58	0.79	2.24	2.65	3.61	10.26	12.13	95	4.48	A	A+	4.38	6.46	2063	1.43
	2.0+2.0+4.2+4.2	1.61	1.61	3.39	3.39	---	4.18	10.00	11.18	0.73	2.40	2.79	3.36	10.99	12.77	95	4.18	A	A+	4.26	6.46	2119	1.45
	2.0+2.0+4.2+5.0	1.52	1.52	3.18	3.79	---	4.41	10.00	11.32	0.76	2.31	2.74	3.48	10.58	12.54	95	4.35	A	A+	4.33	6.46	2085	1.44
	2.0+2.0+4.2+6.0	1.41	1.41	2.96	4.23	---	4.70	10.00	11.55	0.77	2.26	2.66	3.53	10.35	12.17	95	4.43	A	A+	4.37	6.46	2070	1.43
	2.0+2.0+4.2+7.1	1.31	1.31	2.75	4.64	---	5.02	10.00	11.59	0.85	2.22	2.65	3.87	10.17	12.13	95	4.51	A	A+	4.40	6.46	2055	1.43
	2.0+2.0+5.0+5.0	1.43	1.43	3.57	3.57	---	4.64	10.00	11.45	0.79	2.29	2.70	3.61	10.49	12.36	95	4.38	A	A+	4.35	6.46	2077	1.43
	2.0+2.0+5.0+6.0	1.33	1.33	3.33	4.00	---	4.93	10.00	11.68	0.80	2.25	2.67	3.66	10.30	12.22	95	4.46	A	A+	4.38	6.46	2062	1.43
	2.0+2.5+2.5+2.5	2.11	2.63	2.63	2.63	---	3.35	10.00	11.15	0.60	2.47	2.80	2.75	11.31	12.81	95	4.05	A	A+	4.20	6.46	2149	1.45
	2.0+2.5+2.5+3.5	1.90	2.38	2.38	3.33	---	3.63	10.00	11.16	0.64	2.43	2.80	2.93	11.13	12.81	95	4.12	A	A+	4.23	6.46	2134	1.45
	2.0+2.5+2.5+4.2	1.79	2.23	2.23	3.75	---	3.84	10.00	11.17	0.69	2.41	2.79	3.14	11.03	12.77	95	4.15	A	A+	4.25	6.46	2126	1.44
	2.0+2.5+2.5+5.0	1.67	2.08	2.08	4.17	---	4.07	10.00	11.29	0.69	2.32	2.75	3.14	10.62	12.59	95	4.31	A	A+	4.32	6.46	2093	1.43
	2.0+2.5+2.5+6.0	1.54	1.92	1.92	4.62	---	4.36	10.00	11.53	0.70	2.28	2.67	3.18	10.44	12.22	95	4.40	A	A+	4.35	6.46	2077	1.43
	2.0+2.5+2.5+7.1	1.42	1.77	1.77	5.04	---	4.67	10.00	11.56	0.77	2.24	2.65	3.53	10.26	12.13	95	4.48	A	A+	4.38	6.46	2062	1.42
	2.0+2.5+3.5+3.5	1.74	2.17	3.04	3.04	---	3.92	10.00	11.17	0.69	2.41	2.79	3.14	11.03	12.77	95	4.15	A	A+	4.25	6.46	2126	1.44
	2.0+2.5+3.5+4.2	1.64	2.05	2.87	3.44	---	4.12	10.00	11.17	0.73	2.40	2.79	3.36	10.99	12.77	95	4.18	A	A+	4.27	6.46	2118	1.44
	2.0+2.5+3.5+5.0	1.54	1.92	2.69	3.85	---	4.36	10.00	11.30	0.73	2.31	2.74	3.36	10.58	12.54	95	4.35	A	A+	4.33	6.46	2085	1.43
	2.0+2.5+3.5+6.0	1.43	1.79	2.50	4.29	---	4.64	10.00	11.54	0.77	2.26	2.66	3.53	10.35	12.17	95	4.43	A	A+	4.37	6.46	2070	1.42
	2.0+2.5+3.5+7.1	1.32	1.66	2.32	4.70	---	4.96	10.00	11.58	0.82	2.22	2.65	3.74	10.17	12.13	95	4.51	A	A+	4.40	6.46	2055	1.42
	2.0+2.5+4.2+4.2	1.55	1.94	3.26	3.26	---	4.32	10.00	11.18	0.76	2.38	2.79	3.48	10.90	12.77	95	4.22	A	A+	4.28	6.46	2110	1.43
	2.0+2.5+4.2+5.0	1.46	1.82	3.07	3.65	---	4.55	10.00	11.32	0.79	2.29	2.74	3.61	10.49	12.54	95	4.38	A	A+	4.35	6.46	2077	1.42
	2.0+2.5+4.2+6.0	1.36	1.70	2.86	4.08	---	4.85	10.00	11.55	0.80	2.25	2.66	3.66	10.30	12.17	95	4.46	A	A+	4.38	6.46	2062	1.42
	2.0+2.5+5.0+5.0	1.38	1.72	3.45	3.45	---	4.78	10.00	11.45	0.82	2.27	2.70	3.74	10.39	12.36	95	4.41	A	A+	4.37	6.46	2069	1.42
	2.0+2.5+5.0+6.0	1.29	1.61	3.23	3.87	---	5.07	10.00	11.68	0.83	2.23	2.67	3.79	10.21	12.22	95	4.49	A	A+	4.40	6.46	2054	1.42
	2.0+3.5+3.5+3.5	1.60	2.80	2.80	2.80	---	4.21	10.00	11.17	0.73	2.41	2.79	3.36	11.03	12.77	95	4.15	A	A+	4.26	6.46	2123	1.41
	2.0+3.5+3.5+4.2	1.52	2.65	2.65	3.18	---	4.41	10.00	11.18	0.79	2.40	2.79	3.61	10.99	12.77	95	4.18	A	A+	4.27	6.46	2115	1.4
	2.0+3.5+3.5+5.0	1.43	2.50	2.50	3.57	---	4.64	10.00	11.32	0.82	2.31	2.74	3.74	10.58	12.54	95	4.35	A	A+	4.34	6.46	2082	1.39
	2.0+3.5+3.5+6.0	1.33	2.33	2.33	4.00	---	4.93	10.00	11.55	0.82	2.26	2.66	3.74	10.35	12.17	95	4.43	A	A+	4.37	6.46	2067	1.39
	2.0+3.5+4.2+4.2	1.44	2.52	3.02	3.02	---	4.61	10.00	11.19	0.84	2.38	2.78	3.83	10.90	12.72	95	4.22	A	A+	4.29	6.46	2107	1.4
	2.0+3.5+4.2+5.0	1.36	2.38	2.86	3.40	---	4.85	10.00	11.33	0.84	2.29	2.74	3.83	10.49	12.54	95	4.38	A	A+	4.36	6.46	2075	1.39
	2.0+3.5+5.0+5.0	1.29	2.26	3.23	3.23	---	5.07	10.00	11.45	0.86	2.29	2.70	3.96	10.49	12.36	95	4.38	A	A+	4.36	6.46	2075	1.39
	2.0+4.2+4.2+4.2	1.37	2.88	2.88	2.88	---	4.81	10.00	11.20	0.86	2.36	2.78	3.96	10.81	12.72	95	4.25	A	A+	4.30	6.46	2099	1.4
	2.0+4.2+4.2+5.0	1.30	2.73	2.73	3.25	---	5.04	10.00	11.34	0.89	2.27	2.73	4.09	10.39	12.49	95	4.41	A	A+	4.37	6.46	2067	1.39
	2.5+2.5+2.5+2.5	2.50	2.50	2.50	2.50	---	3.49	10.00	11.15	0.62	2.45	2.80	2.84	11.22	12.81	95	4.09	A	A+	4.22	6.46	2141	1.45
	2.5+2.5+2.5+3.5	2.27	2.27	2.27	3.18	---	3.77	10.00	11.16	0.67	2.41	2.80	3.05	11.03	12.81	95	4.15	A	A+	4.25	6.46	2125	1.44
	2.5+2.5+2.5+4.2	2.14	2.14	2.14	3.59	---	3.98	10.00	11.17	0.71	2.40	2.79	3.27	10.99	12.77	95	4.18	A	A+	4.27	6.46	2118	1.43
	2.5+2.5+2.5+5.0	2.00	2.00	2.00	4.00	---	4.21	10.00	11.29	0.71	2.31	2.75	3.27	10.58	12.59	95	4.35	A	A+	4.33	6.46	2085	1.42
	2.5+2.5+2.5+6.0	1.85	1.85	1.85	4.44	---	4.50	10.00	11.53	0.72	2.26	2.67	3.31	10.35	12.22	95	4.43	A	A+	4.37	6.46	2069	1.42
	2.5+2.5+2.5+7.1	1.71	1.71	1.71	4.86	---	4.81	10.00	11.56	0.79	2.22	2.65	3.61	10.17	12.13	95	4.51	A	A+	4.40	6.46	2054	1.42
	2.5+2.5+3.5+3.5	2.08	2.08	2.92	2.92	---	4.07	10.00	11.17	0.71	2.40	2.79	3.27	10.99	12.77	95	4.18	A	A+	4.27	6.46	2117	1.43
	2.5+2.5+3.5+4.2	1.97	1.97	2.76	3.31	---	4.26	10.00	11.17	0.76	2.38	2.79	3.48	10.90	12.77	95	4.22	A	A+	4.28	6.46	2109	1.43
	2.5+2.5+3.5+5.0	1.85	1.85	2.59	3.70	---	4.50	10.00	11.30	0.79	2.29	2.74	3.61	10.49	12.54	95	4.38	A	A+	4.35	6.46	2077	1.42
	2.5+2.5+3.5+6.0	1.72	1.72	2.41	4.14	---	4.78	10.00	11.54	0.80	2.25	2.66	3.66	10.30	12.17	95	4.46	A	A+	4.38	6.46	2062	1.42
	2.5+2.5+3.5+7.1	1.60	1.60	2.24	4.55	---	5.10	10.00	11.58	0.85	2.21	2.65	3.87	10.12	12.13	95	4.54	A	A+	4.41	6.46	2047	1.41
	2.5+2.5+4.2+4.2	1.87	1.87	3.13	3.13	---	4.47	10.00	11.18	0.79	2.36	2.79	3.61	10.81	12.77	95	4.25	A	A+	4.30	6.46	2101	1.43
	2.5+2.5+4.2+5.0	1.76	1.76	2.96	3.52	---	4.70	10.00	11.32	0.82	2.27	2.74	3.74	10.39	12.54	95	4.41	A	A+	4.37	6.46	2069	1.42
	2.5+2.5+4.2+6.0	1.64	1.64	2.76	3.95	---	4.99	10.00	11.55	0.82	2.23	2.66	3.74	10.21	12.17	95	4.49	A	A+	4.40	6.46	2054	1.41
	2.5+2.5+5.0+5.0	1.67	1.67	3.33	3.33	---	4.93	10.00	11.45	0.85	2.25	2.70	3.87	10.30	12.36	95	4.45	A	A+	4.38	6.46	2061	1.41
	2.5+3.5+3.5+3.5	1.92	2.69	2.69	2.69	---	4.36	10.00	11.17	0.79	2.40	2.79	3.61	10.99	12.77	95	4.18	A	A+	4.27	6.46	2114	1.4
	2.5+3.5+3.5+4.2	1.82	2.55	2.55	3.07	---	4.55	10.00	11.18	0.81	2.38	2.79	3.70	10.90	12.77	95	4.22	A	A+	4.29	6.46	2107	1.4
	2.5+3.5+3.5+5.0	1.72	2.41	2.41	3.45	---	4.78	10.00	11.32	0.84	2.29	2.74	3.83	10.49	12.54	95	4.38	A	A+	4.36	6.46	2074	1.39
	2.5+3.5+3.5+6.0	1.61	2.26	2.26	3.87	---	5.07	10.00	11.55	0.85	2.25	2.66	3.87	10.30	12.17	95	4.46	A	A+	4.39	6.46	2059	1.38
	2.5+3.5+4.2+4.2	1.74	2.43	2.92	2.92	---	4.75	10.00	11.19	0.86	2.36	2.78	3.96	10.81	12.72	95	4.25	A	A+	4.31	6.46	2099	1.39
	2.5+3.5+4.2+5.0	1.64	2.30	2.76	3.29	---	4.99	10.00	11.33	0.86	2.27	2.74	3.96	10.39	12.54	95	4.41	A	A+	4.37	6.46	2066	1.38
	2.5+4.2+4.2+4.2	1.66	2.78	2.78	2.78	---	4.96	10.00	11.20	0.89	2.34	2.78	4.09	10.71	12.72	95	4.28	A	A+	4.32	6.46	2091	1.39
	3.5+3.5+3.5+3.5	2.50	2.50	2.50	2.50	---	4.64	10.00	11.18	0.84	2.33	2.79	3.83	10.67	12.77	95	4.30	A	A+	4.33	6.46	2085	1.4
	3.5+3.5+3.5+4.2	2.38	2.38	2.38	2.86	---	4.85	10.00	11.19	0.86	2.31	2.78	3.96	10.58	12.72	95	4.33	A	A+	4.35	6.46	2077	1.39
	3.5+3.5+3.5+5.0	2.26	2.26	2.26	3.23	---	5.07	10.00	11.33	0.89	2.23	2.74	4.09	10.21	12.54	95	4.49	A	A+	4.42	6.46	2046	1.38
	3.5+3.5+4.2+4.2	2.27	2.27	2.73	2.73	---	5.04	10.00	11.20	0.92	2.30	2.78	4.22	10.53	12.72	95	4.36	A	A+	4.37	6.46	2069	1.39
	1.5+1.5+1.5+1.5+1.5	2.00	2.00	2.00	2.00	2.00	2.77	10.00	10.90	0.42	2.14	2.47	1.94	9.80	11.30	95	4.68	A	A+	4.25	6.46	2127	1.25
	1.5+1.5+1.5+1.5+2.0	1.88	1.88	1.88	1.88	2.50	2.92	10.00	10.90	0.44	2.13	2.47	2.02	9.75	11.30	95	4.72	A	A+	4.26	6.46	2119	1.24
	1.5+1.5+1.5+1.5+2.5	1.76	1.76	1.76	1.76	2.94	3.06	10.00	10.90	0.48	2.11	2.47	2.19	9.66	11.30	95	4.75	A	A+	4.28	6.46	2111	1.24
	1.5+1.5+1.5+1.5+3.5	1.58	1.58	1.58	1.58	3.68	3.35	10.00	11.55	0.52	2.08	2.66	2.37	9.52	12.17	95	4.81	A	A+	4.31	6.46	2096	1.23
	1.5+1.5+1.5+1.5+4.2	1.47	1.47	1.47	1.47	4.12	3.55	10.00	11.55	0.55	2.07	2.66	2.54	9.48	12.17	95	4.84	A	A+	4.33	6.46	2088	1.23
	1.5+1.5+1.5+1.5+5.0	1.36	1.36	1.36	1.36	4.55	3.77	10.00	11.69	0.56	2.00	2.67	2.58	9.16	12.22	95	5.00	A	A+	4.40	6.46	2055	1.22

Combination tables

Outdoor unit	Indoor unit	Cooling capacity (kW)					Total capacity (kW)			Power input (kW)			Total current (A)			Power factor (%)	COP	ENERGY LABEL	Seasonal data				
		A room	B room	B room	C room	D room	Min.	Nom.	Max.	Min.	Nom.	Max.	Min.	Nom.	Max.				label	SCOP	Pdesign	AEC	Back-up heater capacity at -10°C
5MXM90N2V1B	1.5+1.5+1.5+1.5+6.0	1.25	1.25	1.25	1.25	5.00	4.07	10.00	11.93	0.56	1.99	2.59	2.58	9.11	11.85	95	5.04	A	A+	4.42	6.46	2043	1.21
	1.5+1.5+1.5+1.5+7.1	1.15	1.15	1.15	1.15	5.42	4.39	10.00	11.96	0.62	1.96	2.57	2.84	8.98	11.76	95	5.12	A	A+	4.43	6.46	2039	1.21
	1.5+1.5+1.5+2.0+2.0	1.76	1.76	1.76	2.35	2.35	3.06	10.00	10.90	0.48	2.11	2.47	2.19	9.66	11.30	95	4.75	A	A+	4.28	6.46	2110	1.24
	1.5+1.5+1.5+2.0+2.5	1.67	1.67	1.67	2.22	2.78	3.20	10.00	11.54	0.50	2.10	2.66	2.28	9.62	12.17	95	4.78	A	A+	4.30	6.46	2102	1.24
	1.5+1.5+1.5+2.0+3.5	1.50	1.50	1.50	2.00	3.50	3.49	10.00	11.55	0.54	2.07	2.66	2.45	9.48	12.17	95	4.84	A	A+	4.33	6.46	2087	1.23
	1.5+1.5+1.5+2.0+4.2	1.40	1.40	1.40	1.87	3.93	3.69	10.00	11.55	0.58	2.06	2.66	2.67	9.43	12.17	95	4.88	A	A+	4.35	6.46	2079	1.22
	1.5+1.5+1.5+2.0+5.0	1.30	1.30	1.30	1.74	4.35	3.92	10.00	11.69	0.58	1.99	2.67	2.67	9.11	12.22	95	5.04	A	A+	4.42	6.46	2046	1.21
	1.5+1.5+1.5+2.0+6.0	1.20	1.20	1.20	1.60	4.80	4.21	10.00	11.93	0.61	1.96	2.59	2.80	8.98	11.85	95	5.12	A	A+	4.45	6.46	2031	1.21
	1.5+1.5+1.5+2.0+7.1	1.10	1.10	1.10	1.47	5.22	4.53	10.00	11.96	0.65	1.93	2.57	2.97	8.84	11.76	95	5.20	A	A+	4.48	6.46	2018	1.21
	1.5+1.5+1.5+2.5+2.5	1.58	1.58	1.58	2.63	2.63	3.35	10.00	11.54	0.52	2.08	2.66	2.37	9.52	12.17	95	4.81	A	A+	4.32	6.46	2094	1.23
	1.5+1.5+1.5+2.5+3.5	1.43	1.43	1.43	2.38	3.33	3.63	10.00	11.55	0.56	2.06	2.66	2.58	9.43	12.17	95	4.88	A	A+	4.35	6.46	2078	1.22
	1.5+1.5+1.5+2.5+4.2	1.34	1.34	1.34	2.23	3.75	3.84	10.00	11.55	0.60	2.04	2.66	2.75	9.34	12.17	95	4.91	A	A+	4.36	6.46	2071	1.22
	1.5+1.5+1.5+2.5+5.0	1.25	1.25	1.25	2.08	4.17	4.07	10.00	11.69	0.62	1.98	2.67	2.84	9.07	12.22	95	5.07	A	A+	4.43	6.46	2038	1.21
	1.5+1.5+1.5+2.5+6.0	1.15	1.15	1.15	1.92	4.62	4.36	10.00	11.93	0.63	1.95	2.59	2.88	8.93	11.85	95	5.15	A	A+	4.44	6.46	2034	1.21
	1.5+1.5+1.5+2.5+7.1	1.06	1.06	1.06	1.77	5.04	4.67	10.00	11.96	0.67	1.92	2.57	3.05	8.79	11.76	95	5.23	A	A+	4.47	6.46	2022	1.2
	1.5+1.5+1.5+3.5+3.5	1.30	1.30	1.30	3.04	3.04	3.92	10.00	11.55	0.62	2.04	2.66	2.84	9.34	12.17	95	4.91	A	A+	4.37	6.46	2070	1.22
	1.5+1.5+1.5+3.5+4.2	1.23	1.23	1.23	2.87	3.44	4.12	10.00	11.56	0.65	2.03	2.66	2.97	9.30	12.17	95	4.94	A	A+	4.38	6.46	2062	1.22
	1.5+1.5+1.5+3.5+5.0	1.15	1.15	1.15	2.69	3.85	4.36	10.00	11.70	0.67	1.97	2.66	3.05	9.02	12.17	95	5.10	A	A+	4.45	6.46	2030	1.21
	1.5+1.5+1.5+3.5+6.0	1.07	1.07	1.07	2.50	4.29	4.64	10.00	11.94	0.68	1.94	2.58	3.10	8.88	11.81	95	5.18	A	A+	4.46	6.46	2027	1.2
	1.5+1.5+1.5+3.5+7.1	0.99	0.99	0.99	2.32	4.70	4.96	10.00	11.97	0.74	1.91	2.57	3.40	8.75	11.76	95	5.26	A	A+	4.48	6.46	2015	1.2
	1.5+1.5+1.5+4.2+4.2	1.16	1.16	1.16	3.26	3.26	4.32	10.00	11.58	0.69	2.02	2.65	3.14	9.25	12.13	95	4.97	A	A+	4.40	6.46	2054	1.21
	1.5+1.5+1.5+4.2+5.0	1.09	1.09	1.09	3.07	3.65	4.55	10.00	11.71	0.71	1.97	2.66	3.27	9.02	12.17	95	5.08	A	A+	4.44	6.46	2037	1.2
	1.5+1.5+1.5+4.2+6.0	1.02	1.02	1.02	2.86	4.08	4.85	10.00	11.95	0.72	1.91	2.58	3.31	8.75	11.81	95	5.26	A	A+	4.49	6.46	2013	1.2
	1.5+1.5+1.5+5.0+5.0	1.03	1.03	1.03	3.45	3.45	4.78	10.00	11.84	0.71	1.90	2.61	3.27	8.70	11.95	95	5.28	A	A+	4.52	6.46	2000	1.2
	1.5+1.5+1.5+5.0+6.0	0.97	0.97	0.97	3.23	3.87	5.07	10.00	12.07	0.74	1.87	2.53	3.40	8.56	11.58	95	5.36	A	A+	4.55	6.46	1987	1.19
	1.5+1.5+2.0+2.0+2.0	1.67	1.67	2.22	2.22	2.22	3.20	10.00	11.54	0.50	2.10	2.66	2.28	9.62	12.17	95	4.78	A	A+	4.30	6.46	2103	1.24
	1.5+1.5+2.0+2.0+2.5	1.58	1.58	2.11	2.11	2.63	3.35	10.00	11.54	0.52	2.09	2.66	2.37	9.57	12.17	95	4.79	A	A+	4.31	6.46	2095	1.24
	1.5+1.5+2.0+2.0+3.5	1.43	1.43	1.90	1.90	3.33	3.63	10.00	11.55	0.56	2.09	2.66	2.58	9.57	12.17	95	4.81	A	A+	4.34	6.46	2080	1.23
	1.5+1.5+2.0+2.0+4.2	1.34	1.34	1.79	1.79	3.75	3.84	10.00	11.55	0.60	2.08	2.66	2.75	9.52	12.17	95	4.82	A	A+	4.36	6.46	2073	1.23
	1.5+1.5+2.0+2.0+5.0	1.25	1.25	1.67	1.67	4.17	4.07	10.00	11.69	0.62	2.07	2.67	2.84	9.48	12.22	95	4.84	A	A+	4.43	6.46	2040	1.22
	1.5+1.5+2.0+2.0+6.0	1.15	1.15	1.54	1.54	4.62	4.36	10.00	11.93	0.63	2.07	2.59	2.88	9.48	11.85	95	4.85	A	A+	4.44	6.46	2037	1.21
	1.5+1.5+2.0+2.0+7.1	1.06	1.06	1.42	1.42	5.04	4.67	10.00	11.96	0.67	2.06	2.57	3.05	9.43	11.76	95	4.86	A	A+	4.46	6.46	2025	1.21
	1.5+1.5+2.0+2.5+2.5	1.50	1.50	2.00	2.50	2.50	3.49	10.00	11.54	0.55	2.09	2.66	2.50	9.57	12.17	95	4.80	A	A+	4.33	6.46	2087	1.24
	1.5+1.5+2.0+2.5+3.5	1.36	1.36	1.82	2.27	3.18	3.77	10.00	11.55	0.58	2.08	2.66	2.67	9.52	12.17	95	4.82	A	A+	4.36	6.46	2072	1.23
	1.5+1.5+2.0+2.5+4.2	1.28	1.28	1.71	2.14	3.59	3.98	10.00	11.55	0.62	2.08	2.66	2.84	9.52	12.17	95	4.83	A	A+	4.38	6.46	2064	1.22
	1.5+1.5+2.0+2.5+5.0	1.20	1.20	1.60	2.00	4.00	4.21	10.00	11.69	0.65	2.07	2.67	2.97	9.48	12.22	95	4.85	A	A+	4.45	6.46	2032	1.21
	1.5+1.5+2.0+2.5+6.0	1.11	1.11	1.48	1.85	4.44	4.50	10.00	11.93	0.65	2.03	2.59	2.97	9.30	11.85	95	4.95	A	A+	4.47	6.46	2022	1.21
	1.5+1.5+2.0+2.5+7.1	1.03	1.03	1.37	1.71	4.86	4.81	10.00	11.96	0.71	2.02	2.57	3.27	9.25	11.76	95	4.95	A	A+	4.50	6.46	2010	1.21
	1.5+1.5+2.0+3.5+3.5	1.25	1.25	1.67	2.92	2.92	4.07	10.00	11.55	0.65	2.08	2.66	2.97	9.52	12.17	95	4.83	A	A+	4.38	6.46	2064	1.22
	1.5+1.5+2.0+3.5+4.2	1.18	1.18	1.57	2.76	3.31	4.26	10.00	11.56	0.67	2.07	2.66	3.05	9.48	12.17	95	4.84	A	A+	4.39	6.46	2056	1.22
	1.5+1.5+2.0+3.5+5.0	1.11	1.11	1.48	2.59	3.70	4.50	10.00	11.70	0.70	2.06	2.66	3.18	9.43	12.17	95	4.86	A	A+	4.46	6.46	2024	1.21
	1.5+1.5+2.0+3.5+6.0	1.03	1.03	1.38	2.41	4.14	4.78	10.00	11.94	0.70	2.02	2.58	3.18	9.25	11.81	95	4.95	A	A+	4.49	6.46	2015	1.21
	1.5+1.5+2.0+3.5+7.1	0.96	0.96	1.28	2.24	4.55	5.10	10.00	11.97	0.76	1.99	2.57	3.48	9.11	11.76	95	5.05	A	A+	4.53	6.46	1995	1.2
	1.5+1.5+2.0+4.2+4.2	1.12	1.12	1.49	3.13	3.13	4.47	10.00	11.58	0.71	2.07	2.65	3.27	9.48	12.13	95	4.84	A	A+	4.41	6.46	2048	1.22
	1.5+1.5+2.0+4.2+5.0	1.06	1.06	1.41	2.96	3.52	4.70	10.00	11.71	0.74	2.06	2.66	3.40	9.43	12.17	95	4.87	A	A+	4.45	6.46	2028	1.21
	1.5+1.5+2.0+4.2+6.0	0.99	0.99	1.32	2.76	3.95	4.99	10.00	11.95	0.74	2.05	2.58	3.40	9.39	11.81	95	4.88	A	A+	4.48	6.46	2016	1.2
	1.5+1.5+2.0+5.0+5.0	1.00	1.00	1.33	3.33	3.33	4.93	10.00	11.84	0.77	2.00	2.61	3.53	9.16	11.95	95	5.02	A	A++	4.60	6.46	1966	1.18
	1.5+1.5+2.5+2.5+2.5	1.43	1.43	2.38	2.38	2.38	3.63	10.00	11.54	0.56	2.08	2.66	2.58	9.52	12.17	95	4.82	A	A+	4.36	6.46	2071	1.23
	1.5+1.5+2.5+2.5+3.5	1.30	1.30	2.17	2.17	3.04	3.92	10.00	11.55	0.63	2.07	2.66	2.88	9.48	12.17	95	4.84	A	A+	4.39	6.46	2057	1.22
	1.5+1.5+2.5+2.5+4.2	1.23	1.23	2.05	2.05	3.44	4.12	10.00	11.55	0.65	2.07	2.66	2.97	9.48	12.17	95	4.84	A	A+	4.41	6.46	2049	1.22
	1.5+1.5+2.5+2.5+5.0	1.15	1.15	1.92	1.92	3.85	4.36	10.00	11.69	0.67	2.06	2.67	3.05	9.43	12.22	95	4.87	A	A+	4.45	6.46	2030	1.21
	1.5+1.5+2.5+2.5+6.0	1.07	1.07	1.79	1.79	4.29	4.64	10.00	11.93	0.68	2.05	2.59	3.10	9.39	11.85	95	4.88	A	A+	4.48	6.46	2018	1.2
	1.5+1.5+2.5+2.5+7.1	0.99	0.99	1.66	1.66	4.70	4.96	10.00	11.96	0.74	2.05	2.57	3.40	9.39	11.76	95	4.89	A	A+	4.51	6.46	2006	1.2
	1.5+1.5+2.5+3.5+3.5	1.20	1.20	2.00	2.80	2.80	4.21	10.00	11.55	0.67	2.07	2.66	3.05	9.48	12.17	95	4.84	A	A+	4.41	6.46	2048	1.22
	1.5+1.5+2.5+3.5+4.2	1.14	1.14	1.89	2.65	3.18	4.41	10.00	11.56	0.71	2.07	2.66	3.27	9.48	12.17	95	4.85	A	A+	4.43	6.46	2041	1.21
	1.5+1.5+2.5+3.5+5.0	1.07	1.07	1.79	2.50	3.57	4.64	10.00	11.70	0.71	2.05	2.66	3.27	9.39	12.17	95	4.88	A	A+	4.47	6.46	2023	1.2
	1.5+1.5+2.5+3.5+6.0	1.00	1.00	1.67	2.33	4.00	4.93	10.00	11.94	0.74	2.05	2.58	3.40	9.39	11.81	95	4.89	A	A+	4.49	6.46	2011	1.2
	1.5+1.5+2.5+4.2+4.2	1.08	1.08	1.80	3.02	3.02	4.61	10.00	11.58	0.74	2.06	2.65	3.40	9.43	12.13	95	4.86	A	A+	4.44	6.46	2033	1.21
	1.5+1.5+2.5+4.2+5.0	1.02	1.02	1.70	2.86	3.40	4.85	10.00	11.71	0.77	2.05	2.66	3.53	9.39	12.17	95	4.89	A	A+	4.48	6.46	2016	1.2
	1.5+1.5+2.5+5.0+5.0	0.97	0.97	1.61	3.23	3.23	5.07	10.00	11.84	0.79	2.00	2.61	3.61	9.16	11.95	95	5.00	A	A++	4.60	6.46	1964	1.2
	1.5+1.5+3.5+3.5+3.5	1.11	1.11	2.59	2.59	2.59	4.50	10.00	11.56	0.71	2.05	2.66	3.27	9.39	12.17	95	4.90	A	A+	4.48	6.46	2018	1.21
	1.5+1.5+3.5+3.5+4.2	1.06	1.06	2.46	2.46	2.96	4.70	10.00	11.58	0.76	2.04	2.65	3.48	9.34	12.13	95	4.91	A	A+	4.49	6.46	2011	1.21
	1.5+1.5+3.5+3.5+5.0	1.00	1.00	2.33	2.33	3.33	4.93	10.00	11.71	0.79	2.03	2.66	3.61	9.30	12.17	95	4.94	A	A+	4.53	6.46	1994	1.2
	1.5+1.5+3.5+4.2+4.2	1.01	1.01	2.35	2.82	2.82	4.90	10.00	11.59	0.82	2.04	2.65	3.74	9.34	12.13	95	4.92	A	A+	4.51	6.46	2003	1.21
	1.5+2.0+2.0+2.0+2.0	1.58	2.11	2.11	2.11	2.11	3.35	10.00	11.54	0.52	2.07	2.66	2.37	9.48	12.17	95	4.84	A	A+	4.40	6.46	2056	1.22
	1.5+2.0+2.0+2.0+2.5	1.50	2.00	2.00	2.00	2.50	3.49	10.00	11.54	0.55	2.07	2.66	2.50	9.48	12.17	95	4.84	A	A+	4.41	6.46	2048	1.22
	1.5+2.0+2.0+2.0+3.5	1.36	1.82	1.82	1.82	3.18	3.77	10.00	11.55	0.58	2.06	2.66	2.67	9.43	12.17	95	4.86	A	A+	4.44	6.46	2034	1.21
	1.5+2.0+2.0+2.0+4.2	1.28	1.71	1.71	1.71	3.59	3.98	10.00	11.55	0.62	2.06	2.66	2.84	9.43	12.17	95	4.87	A	A+	4.46	6.46	2027	1.21
	1.5+2.0+2.0+2.0+5.0	1.20	1.60	1.60	1.60	4.00	4.21	10.00	11.69	0.65	2.05	2.67	2.97	9.39	12.22	95	4.90	A	A+	4.49	6.46	2011	1.19
	1.5+2.0+2.0+2.0+6.0	1.11	1.48	1.48	1.48	4.44	4.50	10.00	11.70	0.65	2.04	2.65	2.97	9.34	12.13	95	4.91	A	A+	4.52	6.46	1999	1.19
	1.5+2.0+2.0+2.0+7.1	1.03	1.37	1.37	1.37	4.86	4.81	10.00	11.96	0.71	2.00	2.66	3.27	9.16	12.17	95	5.00	A	A++	4.60	6.46	1964	1.17
	1.5+2.0+2.0+2.5+2.5	1.43	1.90	1.90	2.38	2.38	3.63	10.00	11.54	0.56	2.07	2.61	2.58	9.48	11.95	95	4.85	A	A+	4.43	6.46	2040	1.21
	1.5+2.0+2.0+2.5+3.5	1.30	1.74	1.74	2.17	3.04	3.92	10.00	11.55	0.63	2.06	2.66	2.88	9.43	12.17	95	4.87	A	A+	4.46	6.46	2026	1.21
	1.5+2.0+2.0+2.5+4.2	1.23	1.64	1.64	2.05	3.44	4.12	10.00	11.55	0.65	2.05	2.65	2.97	9.39	12.13	95	4.88	A	A+	4.48	6.46	2019	1.2
	1.5+2.0+2.0+2.5+5.0	1.15	1.54	1.54	1.92	3.85	4.36	10.00	11.69	0.67	2.04	2.66	3.05	9.34	12.17	95	4.91	A	A+	4.51	6.46	2005	1.19
	1.5+2.0+2.0+2.5+6.0	1.07	1.43	1.43	1.79	4.29	4.64	10.00	11.72	0.68	2.04	2.65	3.10	9.34	12.13	95	4.92	A	A+	4.53	6.46	1993	1.19
	1.5+2.0+2.0+2.5+7.1	0.99	1.32	1.32	1.66	4.70	4.96	10.00	11.96	0.74	2.00	2.66	3.40	9.16	12.17	95	5.01	A	A+++	4.62	6.46	1958	1.17
	1.5+2.0+2.0+3.5+3.5	1.20	1.60	1.60	2.80	2.80	4.21	10.00	11.55	0.67	2.05	2.66	3.05	9.39	12.17	95	4.88	A	A+	4.48	6.46	2018	1.2
	1.5+2.0+2.0+3.5+4.2	1.14	1.52	1.52	2.65	3.18	4.41	10.00	11.56	0.71	2.05	2.66	3.27	9.39	12.17	95	4.89	A	A+	4.47	6.46	2023	1.2
	1.5+2.0+2.0+3.5+5.0	1.07	1.43	1.43	2.50	3.57	4.64	10.00	11.70	0.71	2.04	2.67	3.27	9.34	12.22	95	4.92	A	A+	4.52	6.46	1998	1.19
	1.5+2.0+2.0+3.5+6.0	1.00	1.33	1.33	2.33	4.00	4.93	10.00	11.94	0.74	2.00	2.65	3.40	9.16	12.13	95	5.01	A	A++	4.60	6.46	1963	1.17

Combination tables

Heating

Outdoor unit	Indoor unit	Cooling capacity (kW)					Total capacity (kW)			Power input (kW)			Total current (A)			Power factor (%)	COP	ENERGY LABEL	Seasonal data				
		A room	B room	B room	C room	D room	Min.	Nom.	Max.	Min.	Nom.	Max.	Min.	Nom.	Max.				label	SCOP	Pdesign	AEC	Back-up heater capacity at -10°C
5MXM90N2V1B	1.5+2.0+2.0+4.2+4.2	1.08	1.44	1.44	3.02	3.02	4.61	10.00	11.58	0.74	2.05	2.66	3.40	9.39	12.17	95	4.90	A	A+	4.48	6.46	2016	1.19
	1.5+2.0+2.0+4.2+5.0	1.02	1.36	1.36	2.86	3.40	4.85	10.00	11.71	0.77	2.03	2.61	3.53	9.30	11.95	95	4.93	A	A+	4.54	6.46	1991	1.18
	1.5+2.0+2.0+5.0+5.0	0.97	1.29	1.29	3.23	3.23	5.07	10.00	11.84	0.79	2.00	2.66	3.61	9.16	12.17	95	5.02	A	A++	4.63	6.46	1954	1.16
	1.5+2.0+2.5+2.5+2.5	1.36	1.82	2.27	2.27	2.27	3.77	10.00	11.54	0.58	2.07	2.66	2.67	9.48	12.17	95	4.85	A	A+	4.43	6.46	2041	1.21
	1.5+2.0+2.5+2.5+3.5	1.25	1.67	2.08	2.08	2.92	4.07	10.00	11.55	0.65	2.06	2.66	2.97	9.43	12.17	95	4.87	A	A+	4.46	6.46	2027	1.21
	1.5+2.0+2.5+2.5+4.2	1.18	1.57	1.97	1.97	3.31	4.26	10.00	11.55	0.67	2.05	2.66	3.05	9.39	12.17	95	4.88	A	A+	4.47	6.46	2020	1.2
	1.5+2.0+2.5+2.5+5.0	1.11	1.48	1.85	1.85	3.70	4.50	10.00	11.69	0.70	2.04	2.67	3.18	9.34	12.22	95	4.91	A	A+	4.51	6.46	2005	1.19
	1.5+2.0+2.5+2.5+6.0	1.03	1.38	1.72	1.72	4.14	4.78	10.00	11.93	0.70	2.04	2.59	3.18	9.34	11.85	95	4.92	A	A+	4.53	6.46	1993	1.19
	1.5+2.0+2.5+2.5+7.1	0.96	1.28	1.60	1.60	4.55	5.10	10.00	11.96	0.77	2.00	2.57	3.53	9.16	11.76	95	5.01	A	A++	4.61	6.46	1959	1.18
	1.5+2.0+2.5+3.5+3.5	1.15	1.54	1.92	2.69	2.69	4.36	10.00	11.55	0.70	2.05	2.66	3.18	9.39	12.17	95	4.88	A	A+	4.48	6.46	2019	1.2
	1.5+2.0+2.5+3.5+4.2	1.09	1.46	1.82	2.55	3.07	4.55	10.00	11.56	0.74	2.05	2.66	3.40	9.39	12.17	95	4.89	A	A+	4.47	6.46	2024	1.2
	1.5+2.0+2.5+3.5+5.0	1.03	1.38	1.72	2.41	3.45	4.78	10.00	11.70	0.77	2.04	2.66	3.53	9.34	12.17	95	4.92	A	A+	4.52	6.46	1998	1.19
	1.5+2.0+2.5+3.5+6.0	0.97	1.29	1.61	2.26	3.87	5.07	10.00	11.94	0.77	2.00	2.66	3.53	9.16	12.17	95	5.02	A	A++	4.61	6.46	1962	1.16
	1.5+2.0+2.5+4.2+4.2	1.04	1.39	1.74	2.92	2.92	4.75	10.00	11.58	0.76	2.05	2.65	3.48	9.39	12.13	95	4.90	A	A+	4.48	6.46	2017	1.19
	1.5+2.0+2.5+4.2+5.0	0.99	1.32	1.64	2.76	3.29	4.99	10.00	11.71	0.79	1.99	2.66	3.61	9.11	12.17	95	5.04	A	A++	4.63	6.46	1950	1.18
	1.5+2.0+3.5+3.5+3.5	1.07	1.43	2.50	2.50	2.50	4.64	10.00	11.56	0.77	2.05	2.66	3.53	9.39	12.17	95	4.89	A	A+	4.49	6.46	2012	1.2
	1.5+2.0+3.5+3.5+4.2	1.02	1.36	2.38	2.38	2.86	4.85	10.00	11.58	0.79	2.05	2.65	3.61	9.39	12.13	95	4.90	A	A+	4.50	6.46	2006	1.19
	1.5+2.0+3.5+3.5+5.0	0.97	1.29	2.26	2.26	3.23	5.07	10.00	11.71	0.82	2.00	2.66	3.74	9.16	12.17	95	5.01	A	A++	4.61	6.46	1962	1.18
	1.5+2.0+3.5+4.2+4.2	0.97	1.30	2.27	2.73	2.73	5.04	10.00	11.59	0.85	2.04	2.65	3.87	9.34	12.13	95	4.91	A	A+	4.52	6.46	1999	1.19
	1.5+2.5+2.5+2.5+2.5	1.30	2.17	2.17	2.17	2.17	3.92	10.00	11.54	0.63	2.06	2.66	2.88	9.43	12.17	95	4.87	A	A+	4.46	6.46	2026	1.21
	1.5+2.5+2.5+2.5+3.5	1.20	2.00	2.00	2.00	2.80	4.21	10.00	11.55	0.67	2.03	2.66	3.05	9.30	12.17	95	4.94	A	A+	4.47	6.46	2020	1.2
	1.5+2.5+2.5+2.5+4.2	1.14	1.89	1.89	1.89	3.18	4.41	10.00	11.55	0.71	2.03	2.66	3.27	9.30	12.17	95	4.95	A	A+	4.49	6.46	2013	1.19
	1.5+2.5+2.5+2.5+5.0	1.07	1.79	1.79	1.79	3.57	4.64	10.00	11.69	0.71	1.98	2.67	3.27	9.07	12.22	95	5.06	A	A++	4.60	6.46	1964	1.18
	1.5+2.5+2.5+2.5+6.0	1.00	1.67	1.67	1.67	4.00	4.93	10.00	11.93	0.75	1.98	2.59	3.44	9.07	11.85	95	5.06	A	A++	4.63	6.46	1952	1.18
	1.5+2.5+2.5+3.5+3.5	1.11	1.85	1.85	2.59	2.59	4.50	10.00	11.55	0.71	2.03	2.66	3.27	9.30	12.17	95	4.95	A	A+	4.49	6.46	2013	1.19
	1.5+2.5+2.5+3.5+4.2	1.06	1.76	1.76	2.46	2.96	4.70	10.00	11.56	0.77	2.02	2.66	3.53	9.25	12.17	95	4.95	A	A+	4.50	6.46	2007	1.19
	1.5+2.5+2.5+3.5+5.0	1.00	1.67	1.67	2.33	3.33	4.93	10.00	11.70	0.79	1.97	2.66	3.61	9.02	12.17	95	5.09	A	A++	4.62	6.46	1957	1.18
	1.5+2.5+2.5+4.2+4.2	1.01	1.68	1.68	2.82	2.82	4.90	10.00	11.58	0.82	2.02	2.65	3.74	9.25	12.13	95	4.96	A	A+	4.52	6.46	2000	1.19
	1.5+2.5+3.5+3.5+3.5	1.03	1.72	2.41	2.41	2.41	4.78	10.00	11.56	0.79	2.02	2.66	3.61	9.25	12.17	95	4.95	A	A+	4.51	6.46	2006	1.19
	1.5+2.5+3.5+3.5+4.2	0.99	1.64	2.30	2.30	2.76	4.99	10.00	11.58	0.82	2.02	2.65	3.74	9.25	12.13	95	4.96	A	A+	4.52	6.46	2000	1.19
	1.5+3.5+3.5+3.5+3.5	0.97	2.26	2.26	2.26	2.26	5.07	10.00	11.58	0.85	2.00	2.65	3.87	9.16	12.13	95	5.00	A	A+	4.56	6.46	1981	1.18
	2.0+2.0+2.0+2.0+2.0	2.00	2.00	2.00	2.00	2.00	3.49	10.00	11.54	0.55	2.05	2.66	2.50	9.39	12.17	95	4.89	A	A+	4.47	6.46	2023	1.2
	2.0+2.0+2.0+2.0+2.5	1.90	1.90	1.90	1.90	2.38	3.63	10.00	11.54	0.56	2.05	2.66	2.58	9.39	12.17	95	4.90	A	A+	4.48	6.46	2017	1.19
	2.0+2.0+2.0+2.0+3.5	1.74	1.74	1.74	1.74	3.04	3.92	10.00	11.55	0.63	2.04	2.66	2.88	9.34	12.17	95	4.92	A	A+	4.51	6.46	2006	1.19
	2.0+2.0+2.0+2.0+4.2	1.64	1.64	1.64	1.64	3.44	4.12	10.00	11.55	0.65	2.03	2.66	2.97	9.30	12.17	95	4.93	A	A+	4.52	6.46	2000	1.18
	2.0+2.0+2.0+2.0+5.0	1.54	1.54	1.54	1.54	3.85	4.36	10.00	11.69	0.67	2.00	2.67	3.05	9.16	12.22	95	5.02	A	A++	4.61	6.46	1959	1.17
	2.0+2.0+2.0+2.0+6.0	1.43	1.43	1.43	1.43	4.29	4.64	10.00	11.93	0.68	1.99	2.59	3.10	9.11	11.85	95	5.03	A	A++	4.64	6.46	1948	1.17
	2.0+2.0+2.0+2.0+7.1	1.32	1.32	1.32	1.32	4.70	4.96	10.00	11.96	0.74	1.99	2.57	3.40	9.11	11.76	95	5.04	A	A++	4.66	6.46	1937	1.16
	2.0+2.0+2.0+2.5+2.5	1.82	1.82	1.82	2.27	2.27	3.77	10.00	11.54	0.58	2.04	2.66	2.67	9.34	12.17	95	4.91	A	A+	4.49	6.46	2010	1.19
	2.0+2.0+2.0+2.5+3.5	1.67	1.67	1.67	2.08	2.92	4.07	10.00	11.55	0.65	2.03	2.66	2.97	9.30	12.17	95	4.93	A	A+	4.52	6.46	1999	1.18
	2.0+2.0+2.0+2.5+4.2	1.57	1.57	1.57	1.97	3.31	4.26	10.00	11.55	0.67	2.03	2.66	3.05	9.30	12.17	95	4.94	A	A+	4.53	6.46	1993	1.18
	2.0+2.0+2.0+2.5+5.0	1.48	1.48	1.48	1.85	3.70	4.50	10.00	11.69	0.70	1.99	2.67	3.18	9.11	12.22	95	5.04	A	A++	4.62	6.46	1955	1.17
	2.0+2.0+2.0+2.5+6.0	1.38	1.38	1.38	1.72	4.14	4.78	10.00	11.93	0.70	1.99	2.59	3.18	9.11	11.85	95	5.05	A	A++	4.65	6.46	1944	1.16
	2.0+2.0+2.0+2.5+7.1	1.28	1.28	1.28	1.60	4.55	5.10	10.00	11.96	0.77	1.98	2.57	3.53	9.07	11.76	95	5.06	A	A++	4.67	6.46	1933	1.16
	2.0+2.0+2.0+3.5+3.5	1.54	1.54	1.54	2.69	2.69	3.77	10.00	11.54	0.58	2.03	2.66	2.67	9.30	12.17	95	4.94	A	A+	4.54	6.46	1992	1.18
	2.0+2.0+2.0+3.5+4.2	1.46	1.46	1.46	2.55	3.07	4.55	10.00	11.56	0.74	2.03	2.66	3.40	9.30	12.17	95	4.95	A	A+	4.55	6.46	1986	1.18
	2.0+2.0+2.0+3.5+5.0	1.38	1.38	1.38	2.41	3.45	4.78	10.00	11.70	0.77	1.99	2.66	3.53	9.11	12.17	95	5.04	A	A++	4.65	6.46	1941	1.16
	2.0+2.0+2.0+3.5+6.0	1.29	1.29	1.29	2.26	3.87	5.07	10.00	11.94	0.77	1.99	2.58	3.53	9.11	11.81	95	5.05	A	A++	4.68	6.46	1931	1.16
	2.0+2.0+2.0+4.2+4.2	1.39	1.39	1.39	2.92	2.92	4.75	10.00	11.58	0.76	2.02	2.65	3.48	9.25	12.13	95	4.95	A	A++	4.61	6.46	1961	1.17
	2.0+2.0+2.0+4.2+5.0	1.32	1.32	1.32	2.76	3.29	4.99	10.00	11.71	0.79	2.01	2.71	3.61	9.20	12.40	95	4.98	A	A++	4.66	6.46	1938	1.16
	2.0+2.0+2.5+2.5+2.5	1.74	1.74	2.17	2.17	2.17	3.92	10.00	11.54	0.63	2.04	2.66	2.88	9.34	12.17	95	4.91	A	A+	4.49	6.46	2011	1.19
	2.0+2.0+2.5+2.5+3.5	1.60	1.60	2.00	2.00	2.80	4.21	10.00	11.55	0.67	2.03	2.66	3.05	9.30	12.17	95	4.93	A	A+	4.52	6.46	1999	1.18
	2.0+2.0+2.5+2.5+4.2	1.52	1.52	1.89	1.89	3.18	4.41	10.00	11.55	0.70	2.03	2.66	3.18	9.30	12.17	95	4.94	A	A+	4.53	6.46	1993	1.18
	2.0+2.0+2.5+2.5+5.0	1.43	1.43	1.79	1.79	3.57	4.64	10.00	11.69	0.71	1.99	2.67	3.27	9.11	12.22	95	5.03	A	A++	4.63	6.46	1953	1.17
	2.0+2.0+2.5+2.5+6.0	1.33	1.33	1.67	1.67	4.00	4.93	10.00	11.93	0.75	1.99	2.59	3.44	9.11	11.85	95	5.04	A	A++	4.65	6.46	1942	1.16
	2.0+2.0+2.5+3.5+3.5	1.48	1.48	1.85	2.59	2.59	4.50	10.00	11.55	0.71	1.99	2.66	3.27	9.11	12.17	95	5.03	A	A++	4.60	6.46	1963	1.18
	2.0+2.0+2.5+3.5+4.2	1.41	1.41	1.76	2.46	2.96	4.70	10.00	11.56	0.77	1.99	2.66	3.53	9.11	12.17	95	5.04	A	A++	4.62	6.46	1957	1.18
	2.0+2.0+2.5+3.5+5.0	1.33	1.33	1.67	2.33	3.33	4.93	10.00	11.70	0.79	1.98	2.66	3.61	9.07	12.17	95	5.06	A	A++	4.67	6.46	1934	1.16
	2.0+2.0+2.5+4.2+4.2	1.34	1.34	1.68	2.82	2.82	4.90	10.00	11.58	0.82	1.99	2.70	3.74	9.11	12.36	95	5.05	A	A++	4.63	6.46	1951	1.17
	2.0+2.0+3.5+3.5+3.5	1.38	1.38	2.41	2.41	2.41	4.78	10.00	11.56	0.79	1.99	2.66	3.61	9.11	12.17	95	5.04	A	A++	4.62	6.46	1957	1.18
	2.0+2.0+3.5+3.5+4.2	1.32	1.32	2.30	2.30	2.76	4.99	10.00	11.58	0.82	1.99	2.70	3.74	9.11	12.36	95	5.05	A	A++	4.63	6.46	1951	1.17
	2.0+2.5+2.5+2.5+2.5	1.67	2.08	2.08	2.08	2.08	4.07	10.00	11.54	0.65	2.03	2.66	2.97	9.30	12.17	95	4.93	A	A+	4.52	6.46	1999	1.18
	2.0+2.5+2.5+2.5+3.5	1.54	1.92	1.92	1.92	2.69	4.36	10.00	11.55	0.70	2.03	2.66	3.18	9.30	12.17	95	4.95	A	A+	4.55	6.46	1987	1.18
	2.0+2.5+2.5+2.5+4.2	1.46	1.82	1.82	1.82	3.07	4.55	10.00	11.55	0.74	2.02	2.66	3.40	9.25	12.17	95	4.95	A	A+	4.56	6.46	1981	1.17
	2.0+2.5+2.5+2.5+5.0	1.38	1.72	1.72	1.72	3.45	4.78	10.00	11.69	0.77	1.99	2.67	3.53	9.11	12.22	95	5.05	A	A++	4.65	6.46	1942	1.16
	2.0+2.5+2.5+2.5+6.0	1.29	1.61	1.61	1.61	3.87	5.07	10.00	11.93	0.77	1.98	2.59	3.53	9.07	11.85	95	5.06	A	A++	4.68	6.46	1931	1.16
	2.0+2.5+2.5+3.5+3.5	1.43	1.79	1.79	2.50	2.50	4.64	10.00	11.55	0.77	1.99	2.66	3.53	9.11	12.17	95	5.03	A	A++	4.60	6.46	1963	1.17
	2.0+2.5+2.5+3.5+4.2	1.36	1.70	1.70	2.38	2.86	4.85	10.00	11.56	0.79	1.99	2.66	3.61	9.11	12.17	95	5.04	A	A++	4.62	6.46	1957	1.17
	2.0+2.5+2.5+3.5+5.0	1.29	1.61	1.61	2.26	3.23	5.07	10.00	11.70	0.82	1.98	2.66	3.74	9.07	12.17	95	5.06	A	A++	4.67	6.46	1934	1.16
	2.0+2.5+2.5+4.2+4.2	1.30	1.62	1.62	2.73	2.73	5.04	10.00	11.58	0.85	1.99	2.70	3.87	9.11	12.36	95	5.05	A	A++	4.63	6.46	1951	1.16
	2.0+2.5+3.5+3.5+3.5	1.33	1.67	2.33	2.33	2.33	4.93	10.00	11.56	0.82	1.99	2.66	3.74	9.11	12.17	95	5.04	A	A++	4.62	6.46	1957	1.17
	2.5+2.5+2.5+2.5+2.5	2.00	2.00	2.00	2.00	2.00	4.21	10.00	11.54	0.68	2.03	2.66	3.10	9.30	12.17	95	4.95	A	A+	4.55	6.46	1987	1.18
	2.5+2.5+2.5+2.5+3.5	1.85	1.85	1.85	1.85	2.59	4.50	10.00	11.55	0.72	2.02	2.66	3.31	9.25	12.17	95	4.96	A	A+	4.57	6.46	1975	1.17
	2.5+2.5+2.5+2.5+4.2	1.76	1.76	1.76	1.76	2.96	4.70	10.00	11.55	0.77	2.02	2.66	3.53	9.25	12.17	95	4.97	A	A+	4.59	6.46	1970	1.16
	2.5+2.5+2.5+2.5+5.0	1.67	1.67	1.67	1.67	3.33	4.93	10.00	11.69	0.80	2.00	2.67	3.66	9.16	12.22	95	5.00	A	A++	4.64	6.46	1946	1.15
	2.5+2.5+2.5+3.5+3.5	1.72	1.72	1.72	2.41	2.41	4.78	10.00	11.55	0.80	2.02	2.66	3.66	9.25	12.17	95	4.97	A	A++	4.60	6.46	1965	1.16
	2.5+2.5+2.5+3.5+4.2	1.64	1.64	1.64	2.30	2.76	4.99	10.00	11.56	0.82	2.01	2.66	3.74	9.20	12.17	95	4.98	A	A++	4.61	6.46	1959	1.16
	2.5+2.5+3.5+3.5+3.5	1.61	1.61	2.26	2.26	2.26	5.07	10.00	11.57	0.85	1.99	2.66	3.87	9.11	12.17	95	5.03	A	A++	4.66	6.46	1940	1.15

2AMXM40M

Combination tables

Cooling

Outdoor unit	Indoor unit	Cooling capacity (kW)		Total capacity (kW)			Power input (kW)			Total current (A)			Power factor (%)	EER	Energy label	AEC (kWh)	Seasonal data			
		A room	B room	Min.	Nom.	Max.	Min.	Nom.	Max.	Min.	Nom.	Max.					Label	SEER	Pdesign	AEC
2AMXM40M3V1B	2.0	2.00	---	1.30	2.00	2.40	0.33	0.44	0.57	1.78	2.38	3.09	79	---	---	---	---	---	---	---
	2.5	2.50	---	1.30	2.50	3.00	0.33	0.61	0.80	1.78	3.33	4.40	79	---	---	---	---	---	---	---
	3.5	3.50	---	1.30	3.50	4.00	0.33	1.04	1.35	1.78	5.71	7.38	79	---	---	---	---	---	---	---
	2.0+2.0	2.00	2.00	1.50	4.00	4.20	0.30	0.99	1.04	1.67	5.47	5.75	79	4.03	A	497	A+++	8.51	4.00	165
	2.0+2.5	1.78	2.22	1.50	4.00	4.30	0.30	0.97	1.04	1.67	5.34	5.75	79	4.13	A	485	A+++	8.50	4.00	165
	2.0+3.5	1.45	2.55	1.50	4.00	4.50	0.30	0.97	1.10	1.67	5.36	6.03	79	4.11	A	487	A++	8.17	4.00	172
	2.5+2.5	2.00	2.00	1.50	4.00	4.40	0.30	0.98	1.08	1.67	5.39	5.93	79	4.09	A	489	A++	8.34	4.00	168
	2.5+3.5	1.67	2.33	1.50	4.00	4.60	0.30	0.96	1.11	1.67	5.31	6.11	79	4.15	A	482	A++	8.09	4.00	173

Heating

Outdoor unit	Indoor unit	Heating capacity (kW)		Total capacity (kW)			Power input (kW)			Total current (A)			Power factor (%)	COP	Energy label	Seasonal data				
		A room	B room	Min.	Nom.	Max.	Min.	Nom.	Max.	Min.	Nom.	Max.				Label	SCOP	Pdesign	AEC	Back-up heater capacity at -10°C
2AMXM40M3V1B	2.0	3.00	---	1.00	3.00	3.70	0.26	0.83	1.26	1.43	4.52	6.78	79	---	---	---	---	---	---	---
	2.5	3.40	---	1.00	3.40	4.10	0.26	1.02	1.50	1.43	5.59	8.09	79	---	---	---	---	---	---	---
	3.5	3.80	---	1.00	3.80	4.40	0.26	1.28	1.73	1.43	7.02	9.40	79	---	---	---	---	---	---	---
	2.0+2.0	2.10	2.10	1.30	4.20	4.60	0.24	1.00	1.10	1.31	5.53	6.06	79	4.18	A	A++	4.60	3.20	973	0.60
	2.0+2.5	1.87	2.33	1.30	4.20	4.70	0.24	1.00	1.12	1.31	5.48	6.14	79	4.22	A	A++	4.60	3.20	974	0.50
	2.0+3.5	1.53	2.67	1.30	4.20	4.80	0.24	0.97	1.12	1.31	5.37	6.14	79	4.31	A	A++	4.60	3.20	974	0.40
	2.5+2.5	2.10	2.10	1.30	4.20	4.70	0.24	0.98	1.10	1.31	5.42	6.07	79	4.27	A	A++	4.60	3.20	973	0.50
	2.5+3.5	1.75	2.45	1.30	4.20	4.80	0.24	0.96	1.10	1.31	5.31	6.07	79	4.36	A	A++	4.60	3.20	974	0.40

2AMXM50M

Combination tables

Cooling

Outdoor unit	Indoor unit	Cooling capacity (kW)		Total capacity (kW)			Power input (kW)			Total current (A)			Power factor (%)	EER	Energy label	AEC (kWh)	Seasonal data			
		A room	B room	Min.	Nom.	Max.	Min.	Nom.	Max.	Min.	Nom.	Max.					Label	SEER	Pdesign	AEC
2AMXM50M3V1B	2.0	2.00	---	1.40	2.00	2.60	0.31	0.47	0.69	1.53	2.25	3.37	89	---	---	---	---	---	---	---
	2.5	2.50	---	1.40	2.50	3.10	0.31	0.67	0.92	1.53	3.27	4.50	89	---	---	---	---	---	---	---
	3.5	3.50	---	1.40	3.50	4.00	0.31	1.09	1.42	1.53	5.32	6.95	89	---	---	---	---	---	---	---
	5.0	5.00	---	1.60	5.00	5.30	0.33	0.96	1.46	1.64	4.67	7.11	89	---	---	---	---	---	---	---
	2.0+2.0	2.00	2.00	1.80	4.00	5.00	0.43	0.96	1.30	2.12	4.71	5.89	89	4.15	A	482	A+++	8.68	4.00	162
	2.0+2.5	2.00	2.50	1.80	4.50	5.10	0.44	1.09	1.33	2.14	5.35	6.07	89	4.11	A	548	A+++	8.65	4.50	183
	2.0+3.5	1.82	3.18	1.80	5.00	5.40	0.46	1.27	1.51	2.24	6.20	6.70	89	3.94	A	635	A+++	8.51	5.00	206
	2.0+5.0	1.43	3.57	1.80	5.00	5.50	0.45	1.25	1.46	2.20	6.10	6.71	89	4.01	A	624	A+++	8.50	5.00	206
	2.5+2.5	2.50	2.50	1.80	5.00	5.30	0.46	1.28	1.44	2.25	6.25	6.63	89	3.91	A	640	A+++	8.51	5.00	206
	2.5+3.5	2.08	2.92	1.80	5.00	5.40	0.46	1.26	1.45	2.23	6.17	6.67	89	3.96	A	632	A+++	8.53	5.00	206
	2.5+5.0	1.67	3.33	1.80	5.00	5.50	0.45	1.24	1.40	2.19	6.07	6.68	89	4.03	A	621	A+++	8.51	5.00	206
	3.5+3.5	2.50	2.50	1.80	5.00	5.40	0.45	1.25	1.43	2.20	6.10	6.59	89	4.01	A	624	A+++	8.55	5.00	205
	3.5+5.0	2.06	2.94	1.80	5.00	5.50	0.44	1.23	1.35	2.16	5.99	6.59	89	4.08	A	613	A+++	8.50	5.00	206

Heating

Outdoor unit	Indoor unit	Heating capacity (kW)		Total capacity (kW)			Power input (kW)			Total current (A)			Power factor (%)	COP	Energy label	Seasonal data				
		A room	B room	Min.	Nom.	Max.	Min.	Nom.	Max.	Min.	Nom.	Max.				Label	SCOP	Pdesign	AEC	Back-up heater capacity at -10°C
2AMXM50M3V1B	2.0	3.00	---	1.10	3.00	3.70	0.27	0.82	1.15	1.33	3.99	5.52	89	---	---	---	---	---	---	---
	2.5	3.40	---	1.10	3.40	4.10	0.25	0.99	1.36	1.23	4.81	6.54	89	---	---	---	---	---	---	---
	3.5	4.00	---	1.10	4.00	4.60	0.25	1.24	1.55	1.23	6.03	7.46	89	---	---	---	---	---	---	---
	5.0	5.50	---	1.20	5.50	5.60	0.23	1.23	1.58	1.12	6.01	9.01	89	---	---	---	---	---	---	---
	2.0+2.0	2.60	2.60	1.20	5.20	5.70	0.30	1.30	1.42	1.47	6.37	6.99	89	3.99	A	A++	4.60	4.00	1216	0.60
	2.0+2.5	2.49	3.11	1.20	5.60	5.80	0.30	1.40	1.44	1.47	6.84	7.09	89	4.00	A	A++	4.60	4.10	1246	0.70
	2.0+3.5	2.04	3.56	1.20	5.60	5.90	0.30	1.40	1.45	1.47	6.83	7.20	89	4.01	A	A++	4.60	4.20	1278	0.80
	2.0+5.0	1.60	4.00	1.20	5.60	6.20	0.30	1.38	1.52	1.45	6.76	7.49	89	4.05	A	A++	4.67	4.20	1258	0.80
	2.5+2.5	2.80	2.80	1.20	5.60	5.80	0.30	1.41	1.44	1.48	6.88	7.13	89	3.98	A	A++	4.60	4.20	1278	0.80
	2.5+3.5	2.33	3.27	1.20	5.60	6.00	0.31	1.42	1.50	1.49	6.93	7.43	89	3.95	A	A++	4.61	4.20	1274	0.80
	2.5+5.0	1.87	3.73	1.30	5.60	6.30	0.33	1.42	1.60	1.61	6.93	7.80	89	3.95	A	A++	4.70	4.20	1252	0.80
	3.5+3.5	2.80	2.80	1.30	5.60	6.10	0.33	1.41	1.54	1.60	6.88	7.50	89	3.98	A	A++	4.65	4.20	1264	0.80
	3.5+5.0	2.31	3.29	1.30	5.60	6.40	0.33	1.43	1.65	1.63	7.00	8.00	89	3.91	A	A++	4.74	4.20	1240	0.80

Combination tables

Cooling

Outdoor unit	Indoor unit	Cooling capacity (kW)			Total capacity (kW)			Power input (kW)			Total current (A)			Power factor (%)	EER	Energy label	AEC (kWh)	Seasonal data			
		A room	B room	C room	Min.	Nom.	Max.	Min.	Nom.	Max.	Min.	Nom.	Max.					Label	SEER	Pdesign	AEC
3AMXM52M3V1B	2.0	2.00	---	---	1.60	2.00	3.00	0.36	0.48	0.78	1.60	2.17	3.51	96	---	---	---	---	---	---	---
	2.5	2.50	---	---	1.60	2.50	3.20	0.36	0.64	0.87	1.62	2.89	3.92	96	---	---	---	---	---	---	---
	3.5	3.50	---	---	1.60	3.50	4.20	0.37	0.98	1.30	1.63	4.43	5.88	96	---	---	---	---	---	---	---
	5.0	---	5.00	---	1.60	5.00	5.40	0.35	1.76	2.03	1.55	7.94	9.18	96	---	---	---	---	---	---	---
	2.0+2.0	2.00	2.00	---	1.70	4.00	6.00	0.35	0.87	2.61	1.55	3.95	11.81	96	4.62	A	433	A+++	8.50	4.00	165
	2.0+2.5	2.00	2.50	---	1.70	4.50	6.20	0.35	0.96	2.35	1.55	4.35	10.61	96	4.72	A	477	A+++	8.50	4.50	186
	2.0+3.5	1.89	3.31	---	1.70	5.20	6.30	0.35	1.14	2.50	1.55	5.17	11.31	96	4.60	A	566	A+++	8.50	5.20	215
	2.0+5.0	1.49	3.71	---	1.70	5.20	6.50	0.35	1.11	2.37	1.55	5.03	10.72	96	4.72	A	551	A+++	8.50	5.20	215
	2.5+2.5	2.50	2.50	---	1.70	5.00	6.30	0.35	1.18	2.50	1.55	5.35	11.32	96	4.24	A	590	A+++	8.50	5.00	206
	2.5+3.5	2.17	3.03	---	1.70	5.20	6.30	0.35	1.25	2.40	1.55	5.67	10.83	96	4.18	A	623	A+++	8.50	5.20	215
	2.5+5.0	1.73	3.47	---	1.70	5.20	6.50	0.35	1.21	2.39	1.55	5.49	10.82	96	4.32	A	602	A+++	8.50	5.20	214
	3.5+3.5	2.60	2.60	---	1.70	5.20	6.40	0.35	1.24	2.37	1.55	5.62	10.72	96	4.22	A	617	A+++	8.50	5.20	214
	3.5+5.0	2.14	3.06	---	1.70	5.20	6.60	0.35	1.20	2.39	1.55	5.44	10.82	96	4.34	A	600	A+++	8.50	5.20	214
	2.0+2.0+2.0	1.73	1.73	1.73	1.80	5.20	7.00	0.37	1.22	2.20	1.65	5.53	9.94	96	4.27	A	609	A+++	8.50	5.20	215
	2.0+2.0+2.5	1.60	1.60	2.00	1.80	5.20	7.00	0.37	1.20	2.19	1.65	5.44	9.89	96	4.34	A	600	A+++	8.50	5.20	215
	2.0+2.0+3.5	1.39	1.39	2.43	1.90	5.20	7.20	0.39	1.20	2.15	1.75	5.44	9.69	96	4.36	A	597	A+++	8.50	5.20	214
	2.0+2.0+5.0	1.16	1.16	2.89	2.00	5.20	7.30	0.37	1.17	2.06	1.65	5.30	9.29	96	4.45	A	585	A++	8.09	5.20	225
	2.0+2.5+2.5	1.49	1.86	1.86	1.80	5.20	7.10	0.39	1.19	2.10	1.75	5.39	9.49	96	4.38	A	594	A+++	8.50	5.20	215
	2.0+2.5+3.5	1.30	1.63	2.28	1.90	5.20	7.20	0.39	1.18	2.12	1.75	5.35	9.59	96	4.41	A	590	A+++	8.50	5.20	215
	2.0+3.5+3.5	1.16	2.02	2.02	1.90	5.20	7.30	0.39	1.18	2.12	1.75	5.35	9.59	96	4.42	A	589	A+++	8.50	5.20	215
	2.5+2.5+2.5	1.73	1.73	1.73	1.90	5.20	7.10	0.39	1.19	2.17	1.75	5.39	9.79	96	4.40	A	591	A+++	8.50	5.20	215
	2.5+2.5+3.5	1.53	1.53	2.14	1.90	5.20	7.20	0.39	1.18	2.13	1.75	5.35	9.64	96	4.42	A	589	A+++	8.50	5.20	215

Heating

Outdoor unit	Indoor unit	Cooling capacity (kW)			Total capacity (kW)			Power input (kW)			Total current (A)			Power factor (%)	COP	Energy label	Seasonal data				
		A room	B room	C room	Min.	Nom.	Max.	Min.	Nom.	Max.	Min.	Nom.	Max.				Label	SCOP	Pdesign	AEC	Back-up heater capacity at -10°C
3AMXM52M3V1B	2.0	2.70	---	---	1.10	2.70	3.80	0.30	0.76	1.29	1.34	3.40	5.57	96	---	---	---	---	---	---	---
	2.5	3.40	---	---	1.10	3.40	4.00	0.30	1.01	1.38	1.34	4.54	5.78	96	---	---	---	---	---	---	---
	3.5	4.20	---	---	1.10	4.20	4.80	0.30	1.42	1.76	1.34	6.39	7.73	96	---	---	---	---	---	---	---
	5.0	---	5.80	---	1.10	5.80	6.80	0.30	2.17	2.60	1.34	9.80	11.76	96	---	---	---	---	---	---	---
	2.0+2.0	3.40	3.40	---	1.20	6.80	7.00	0.32	1.63	2.28	1.44	7.39	10.61	96	4.18	A	A+	4.23	4.80	1588	0.9
	2.0+2.5	3.02	3.78	---	1.20	6.80	7.00	0.32	1.62	2.27	1.44	7.34	10.51	96	4.22	A	A+	4.26	4.80	1577	0.9
	2.0+3.5	2.47	4.33	---	1.20	6.80	7.10	0.32	1.61	2.28	1.44	7.30	10.41	96	4.24	A	A+	4.29	4.80	1566	0.8
	2.0+5.0	1.94	4.86	---	1.40	6.80	7.20	0.32	1.56	2.30	1.44	7.07	10.32	96	4.36	A	A+	4.46	4.80	1505	0.7
	2.5+2.5	3.40	3.40	---	1.20	6.80	7.00	0.32	1.57	2.25	1.44	7.12	10.62	96	4.35	A	A+	4.34	4.80	1533	0.9
	2.5+3.5	2.83	3.97	---	1.30	6.80	7.20	0.32	1.56	2.37	1.44	7.07	10.73	96	4.36	A	A+	4.37	4.80	1537	0.8
	2.5+5.0	2.27	4.53	---	1.40	6.80	7.40	0.32	1.54	2.35	1.44	6.98	10.52	96	4.44	A	A+	4.49	4.80	1495	0.7
	3.5+3.5	3.40	3.40	---	1.40	6.80	7.30	0.32	1.55	2.40	1.44	7.02	11.02	96	4.40	A	A+	4.36	5.00	1604	0.9
	3.5+5.0	2.80	4.00	---	1.45	6.80	7.50	0.32	1.53	2.32	1.44	6.93	10.72	96	4.46	A	A+	4.48	5.00	1548	0.8
	2.0+2.0+2.0	2.27	2.27	2.27	1.30	6.80	8.00	0.32	1.42	2.15	1.44	6.44	9.99	96	4.81	A	A++	4.60	5.00	1521	0.9
	2.0+2.0+2.5	2.09	2.09	2.62	1.30	6.80	8.00	0.32	1.41	2.13	1.44	6.39	9.89	96	4.85	A	A++	4.61	5.00	1519	0.9
	2.0+2.0+3.5	1.81	1.81	3.17	1.40	6.80	8.10	0.32	1.40	2.14	1.44	6.35	9.99	96	4.88	A	A++	4.62	5.00	1514	0.9
	2.0+2.0+5.0	1.51	1.51	3.78	1.60	6.80	8.30	0.32	1.31	2.10	1.44	5.94	9.59	96	5.20	A	A++	4.76	5.00	1468	0.8
	2.0+2.5+2.5	1.94	2.43	2.43	1.30	6.80	8.00	0.32	1.40	2.11	1.44	6.35	9.79	96	4.89	A	A++	4.62	5.00	1514	0.9
	2.0+2.5+3.5	1.70	2.13	2.98	1.50	6.80	8.10	0.32	1.38	2.13	1.44	6.25	9.89	96	4.93	A	A++	4.63	5.00	1510	0.9
	2.0+3.5+3.5	1.51	2.64	2.64	1.50	6.80	8.20	0.32	1.38	2.17	1.44	6.25	9.69	96	4.95	A	A++	4.64	5.00	1507	0.9
	2.5+2.5+2.5	2.27	2.27	2.27	1.40	6.80	8.00	0.32	1.39	2.09	1.44	6.30	9.69	96	4.92	A	A++	4.61	5.00	1505	0.9
	2.5+2.5+3.5	2.00	2.00	2.80	1.50	6.80	8.10	0.32	1.38	2.11	1.44	6.25	9.74	96	4.95	A	A++	4.64	5.00	1509	0.9

DAIKIN

The future is in your hands

Define the future of A/C

Introducing the new Sky Air A-series with ultra-efficient Bluevolution R32 technology, available in three models: the world-class Alpha, Advance and Active.

The new Sky Air A-series delivers future-proofed, best-in-class climate control for your business and customers.

Design flexibility. More compact. Quieter. With an extended operating range in all climate conditions.

Help is at hand. Quicker and easier installation and usability, even for replacement systems.

Daikin at the heart of the system. Reduced running costs and drastically lowered environmental impact. All thanks to Daikin's tried, tested and trusted technology.

Geared for comfort. Advanced remote control possibilities, geared to your customers' individual needs.

Sky Air Alpha-series
Sky Air Advance-series
Sky Air Active-series

Get ahead of the competition. Talk to Daikin about Sky Air today.
www.daikin.eu/skyairbluevolution

BLUEVOLUTION

VISIT OUR BIM APPLICATION SUITE ON WWW.DAIKIN.EU/BIM

Sky Air

Light commercial applications

Sky Air the solution for the light commercial sector

Sky Air is Daikin's industry-leading light commercial range, which has been designed for optimum seasonal energy efficiency. Providing the ideal solution for all kinds of small commercial spaces, the Sky Air series offers a complete comfort solution that puts you in total control of your heating and cooling, ventilation and air curtains.

Sky Air A-series 244

Why choose a Daikin Sky Air 246

In the spotlight 248

Products overview indoor units 254

Benefits overview indoor units 256

UNIQUE Ceiling mounted cassettes 261 / 292
FCAHG-G R-32 / R-410A 261 / 292
FCAG-A R-32 / R-410A 262 / 294
FFA-A R-32 / R-410A 269 / 298

Concealed ceiling units 272 / 299
FDXM-F3 R-32 / R-410A 272 / 299
FBA-A R-32 / R-410A 273 / 300
FDA-A R-32 / R-410A 277/ 301
FDQ-B R-410A 304
ADEQ-C R-410A 305
ABQ-C R-410A 306

Wall mounted units 278 / 307
FAA-A R-32 / R-410A 278 / 307

Ceiling suspended units 282 / 309
FHA-A R-32 / R-410A 282 / 309
FUA-A R-32 / R-410A 286 / 313
AHQ-C R-410A 312

Floor standing units 288 / 315
FVA-A R-32 / R-410A 288 / 315

Concealed floor standing units 291 / 317
FNA-A R-32 / R-410A 291 / 317

Products overview outdoor units 320

Benefits overview outdoor units 321

Why choose Sky Air A-series 321

R-32 BLUEVOLUTION range 273

RZAG-MV1/MY1 Sky Air Alpha-series 273

RZASG-MV1/MY1 Sky Air Advance-series 274

AZAS-MV1/MY1 Sky Air Active-series 275

R-410A range 292

RZQG-L9V1/L(8)Y1 Seasonal Smart 292

RZQSG-L3/L9V1/LY1 Seasonal Classic 295

AZQS-B8V1/BY1 296

RZQ-C Super Inverter 304

Rooftop 332

UATYQ-CY1 + Economiser 332
UATYP-AY1(B) 333

Options & accessories 334

Discover Sky Air A-series

on page 261

Get ahead
of the competition

WINNER

rac COOLING INDUSTRY AWARDS 17
HEADLINE SPONSOR CLIMATE CENTER

Europe's first light commercial system using R-32 refrigerant

- R-32 Global Warming Potential (GWP) is 68% lower than the industry standard R-410A
- Highest efficiency **(SEER up to 8.02)** in the market
- Does not require yearly refrigerant containment checks, which reduces maintenance costs
- 16% less refrigerant charge



App Control

- Control your device at anytime from anywhere
- Intuitive
- Via smartphone, tablet or cloud

Lighter and more compact units for easy installation. Unique single fan range up to 14 kW

3-row heat exchanger

- Unique 3-row heat exchanger to allow compact casing up to 14 kW



Redesigned **pivoting front plate** for easy access to vital system components

New **7-segment display** to do outdoor unit settings and view operating conditions



Sky Air, the solution for the light commercial sector.

7 reasons why Sky Air is unique in the market

1 NEW Full Sky Air R-32 range delivering future-proofed, best-in-class climate control

Sky Air A-series BLUEVOLUTION

System	Type	Model	Product name	PG	71	100	125	140
					6.8 kW	9.5 kW	12.1 kW	13.4 kW
Air cooled	Heat pump	**Sky Air Alpha-series** R-32 A++ - Industry leading technology for commercial applications - Dedicated solution for infrastructure cooling - Variable Refrigerant Temperature - Maximum piping length up to 85m - Replacement technology - Extended operation range down to -20°C in both heating and cooling - Pair, twin, triple and double twin application	RZAG-MV1	273				
			RZAG-MY1	273				
		Sky Air Advance-series R-32 A+ - Technology and comfort combined for commercial applications - Very compact and easy to install outdoor units - Maximum piping length up to 50m - Replacement technology - Operation range down to -15°C both cooling and in heating - Pair, twin, triple and double twin application	RZASG-MV1	274				
			RZASG-MY1	274				
		Sky Air Active-series R-32 A - Ideal solution for busy environments and small shops - Very compact and easy to install outdoor units - Maximum piping length up to 30m - Replacement technology - Easy-to-mount outdoor units: roof, terrace or wall - Exclusively offered for pair applications	AZAS-MV1	275				
			AZAS-MY1	275				

Full indoor line up available for R-32 and R-410A

(over 45 different models)



2 High energy efficiency

- **Top seasonal efficiency**
  - SEER up to 8.02 and A++ label in cooling and heating
  - Variable Refrigerant Temperature that automatically adapts the refrigerant temperature to the load
- NEW Round flow and concealed ceiling units with **auto cleaning filter**

3 Best comfort

- **Variable Refrigerant Temperature** preventing cold draughts
- **Low sound** indoor and outdoor units
- **Presence and floor sensors** direct the air flow away from persons, while ensuring an even temperature distribution
- NEW Operation down to **-20°C in heating and cooling** operation
- Fresh air intake integrated in indoor unit

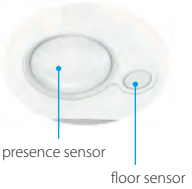

4 Top reliability

- For **infrastructure cooling**
  - unique boosted capacity indoor unit systems
  - duty rotation control
- NEW **Refrigerant cooled PCB**
- New refrigerant passes keeping heat exchanger and drain holes completely open at all times
- **Most extensive testing** before new units leave the factory
- **Widest support network** and after sales service
- All spare parts available in Europe

bottom plate refrigerant pass

5 Market leading controls

- NEW **Remote connectivity**
  - **Intuitive app** control
  - **Daikin Cloud Service** offering online control, energy monitoring and comparison of multiple sites
- NEW **User-friendly wired remote controller with premium design BRC1H51**
  - Intuitive touch button control
  - 3 color versions
  - Advanced settings can be easily done via your smartphone
- Dedicated control solutions
  - for retail applications
  - for infrastructure cooling

BRC1H51W

6 Superior aesthetics

- **Fully flat cassette** design unit that integrates fully flat into the ceiling
- **Auto cleaning** units ensure dirt-free ceilings with high efficiency filters for regular and dust prone areas

7 Unique installation benefits

- **4-way blow ceiling suspended cassette** (FUA) for rooms without false ceiling.
- Plug & play Daikin air handling unit with ERQ condensing units
- Total solution for cooling, heating, air curtains and ventilation
- Dedicated assymetric combinations for infrastructure cooling
- NEW Reliably replace Daikin and non-Daikin systems without the need for pipe cleaning thanks to the new hepta filtration
- Use up to 4 indoor units linked to one outdoor unit for long or irregularly shaped rooms

Always in control,
no matter where you are



BRP069A81

Online Controller

› Simple control from your smartphone
› Control your device at anytime from anywhere
› For single shop control
› 3rd party products and services integration via IFTTT

All unified indoor units connectable

Connectable units overview:

Ceiling mounted
› FCAHG-G
› FCAG-A
› FFA-A

Concealed ceiling
› FDXM-F3
› FBA-A
› FDA-A
› ADEQ-C

Wall mounted
› FAA-A

Ceiling suspended
› FHA-A
› FUA-A

Floor standing
› FVA-A
› FNA-A

If this, then that

› IFTTT is a solution that connects compatible 3rd party products and services (smart meters, lights, thermostats, ...), so they work best for you.

DCC601A51

Intelligent Tablet Controller

› User-friendly touch screen to centrally control your A/C and alarms
› Connects to the Daikin Cloud Service
› Built for multi-site control and monitoring
› Installers and technical managers can see alarms so they can provide remote assistance

From one to ∞ sites

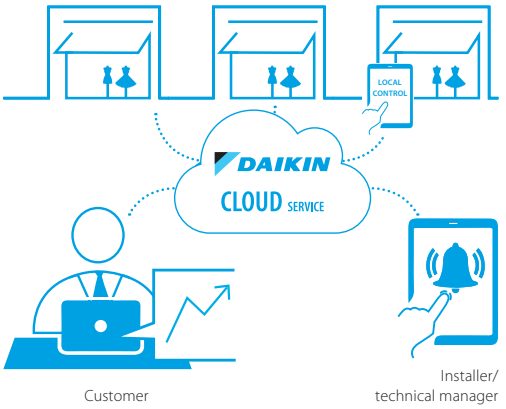

Customer

Installer/
technical manager

Variable Refrigerant Temperature

The ultimate customer experience

☑ **Increases air discharge temperature and eliminates cold drafts!**

☑ **Increased customer comfort and reduced energy consumption!**

› The system automatically increases its evaporating temperature (Te) when the gap between the actual indoor temperature (Tin) and the setpoint (Tset) is becoming smaller
› Possibility to customize the evaporating limits

Weather dependent limitation

› Two defined outdoor temperatures trigger the changeover of the Te
› Between those two trigger values the Te will change linear

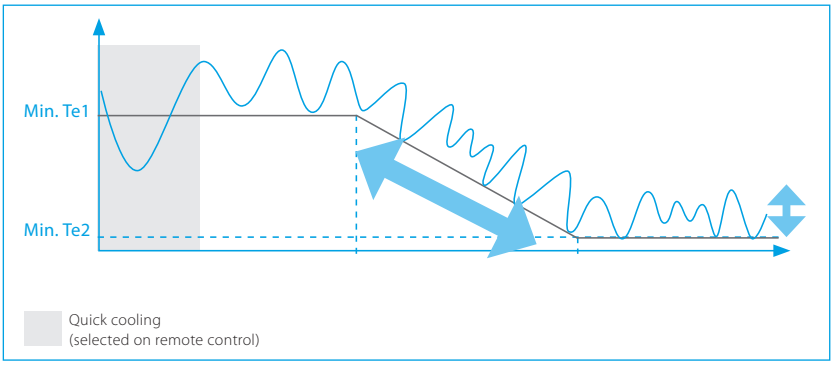

Case study: Clothing shop in the Brussels area

☑ **Two pair systems are installed in the same zone allowing comparison**

	Outdoor	Indoor	Deco panel	Control
System 1 = VRT enabled (Alpha 1)	RZAG125MV1	FCAG125A	BYCQ140D	1 x BRC1E53A
System 2 = Factory settings (Alpha 2)	RZAG125MV1	FCAG125A	BYCQ140D	

☑ **More energy efficient: up to 20% lower energy consumption**

Average energy consumption over 5 months of operation

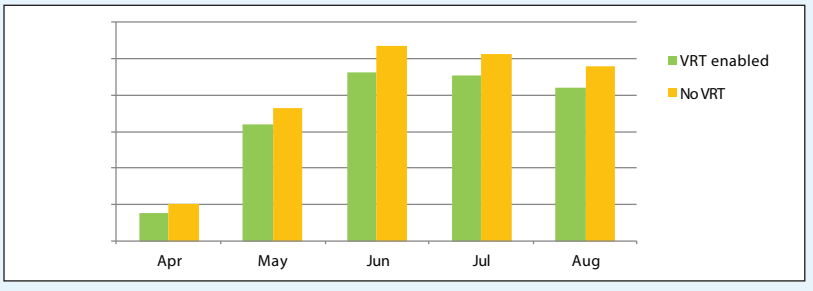

☑ **Improved comfort: higher discharge temperatures**

› More stable and continuous operation
› Average discharge temperature increased with 3~4°C

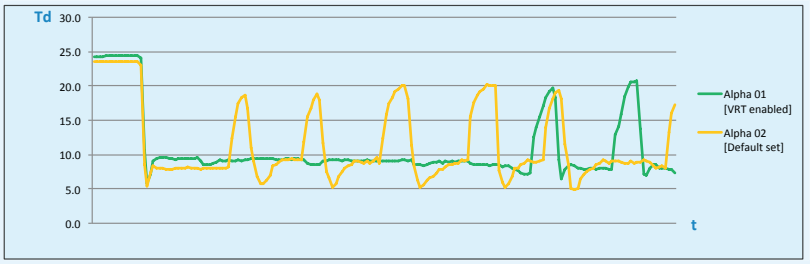

Replacement technology

The quick and quality way of upgrading R-22 and R-410A systems

Benefits to increase your profit
Optimise your business

Less installation time
Tackle more projects in less time thanks to faster installation. It is more profitable than replacing the full system with new piping.

Lower installation costs
Reducing installation costs enables you to offer customers the most cost-effective solution and improve your competitive edge.

Replace non-Daikin systems
NON DAIKIN > DAIKIN

It is a trouble-free replacement solution for Daikin systems and for systems made by other manufacturers.

Easy as one-two-three
A simple solution for replacement technology enables you to handle more projects for more customers in less time and offer them the best price! Everybody gains.

The benefits will convice your customer

- ☑ To prevent unexpected breakdown
- ☑ To lower running costs
- ☑ To protect the environment
- ☑ To improve comfort

Your copper pipes will last for multiple generations

- copper pipes used in air conditioning systems tested by Daikin will last over 60 years after installation.

- Japan/China have replaced with VRV Q-series already 10 years ago!

Umeda Center Building, Japan
- original A/C system: 20 years in use
- replacement with VRV Q-series: 2006 - 2009
- capacity up from 1620HP to 2322HP
- SHASE renewal award: 2013 (1st)

How does it work?

The Daikin low-cost upgrade solution

Replace indoor units
Contact your local dealer to check compatibility in case you need to keep the indoor units.

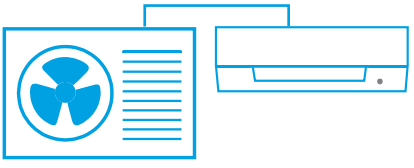

Replace outdoor units

Learn more about Daikin replacement solutions at www.daikin.eu/en_us/knowledge-center/replacement-technology.html

Unique technologies

› Cleaning free piping re-usage thanks to unique hepta filtering for maximum particle reduction

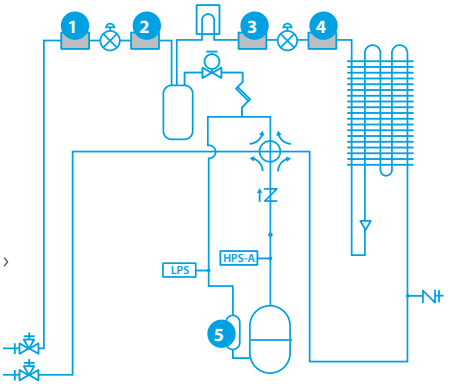



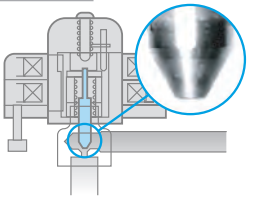

› New expansion valve needle material, with high corrosion resistance
› New type oil for maximum system protection

Infrastructure cooling

Unique in the market

Infrastructure cooling

› For rooms and enclosures that require round-the-clock cooling
› Where continuous uptime is the absolute requirement for server data protection

Between **20-40%** sensible capacity increase

Reliable

Guaranteed system operation:
› Oversized indoor units boost cooling capacity and prevent freeze-ups on the indoor side
› Wide operating range envelope: operation range in cooling down to -20°C and up to +52°C

Efficient

Optimum return on investment:
› Lowers running costs by using highly efficient direct expansion cooling systems
› Lower running costs compared to other DX systems and water based chillers.
› Minimises environmental impact with A++ energy labels
› Reduces mechanical cooling and energy consumption with the free cooling option for single phase systems

Flexible

› Scalable in capacity
› Improved infrastructure control and management
› Lower physical footprint since no floor space is occupied
› Wide range of indoor units to suit application preferences (ceiling suspended cassettes, wall mounted indoors, concealed ceiling ducted type indoors)

Duty rotation application example

SYSTEM 1 FBA140 IN OPERATION
SYSTEM 2 FBA140 STANDBY

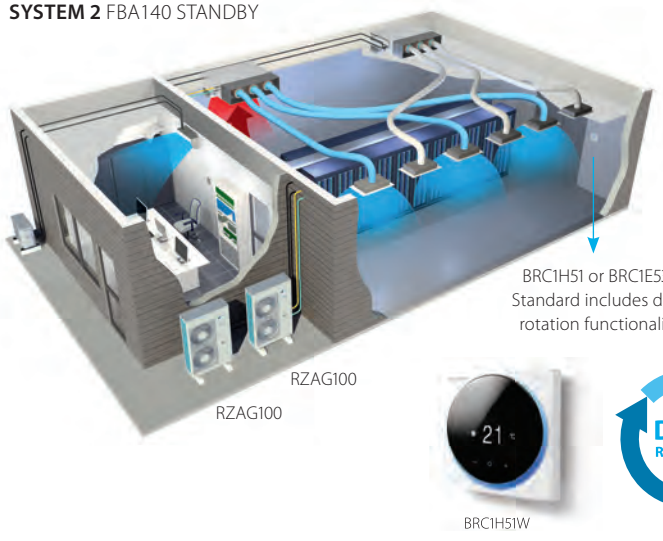

SYSTEM 1 FBA140 STANDBY
SYSTEM 2 FBA140 IN OPERATION

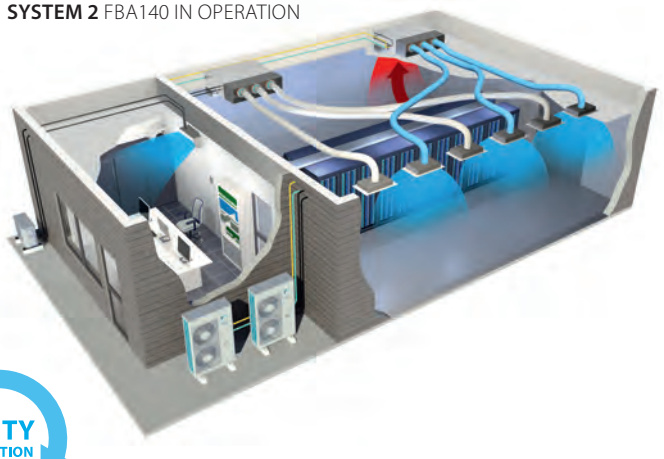

FULLY FLAT CASSETTE



CONCEALED CEILING UNIT

CONCEALED FLOOR STANDING UNIT

4-WAY BLOW CEILING SUSPENDED CASSETTE



WALL MOUNTED UNIT

CEILING SUSPENDED UNIT

AUTO CLEANING CASSETTE WITH FINE MESH FILTER, IDEAL FOR CLOTHING SHOPS

Product overview

Type	Model	Product name		PG R-32 / R-410A	
Ceiling mounted cassette	**UNIQUE** High COP, Round flow cassette	FCAHG-G		261 / 292	360° air discharge for the highest efficiency and comfort - High COP cassette ensures top performance for commercial applications - Auto cleaning function ensures high efficiency - Intelligent sensors save energy and maximize comfort - Flexibility to suit every room layout ROUND FLOW
	UNIQUE Round flow cassette	FCAG-A		262 / 294	360° air discharge for the highest efficiency and comfort - Auto cleaning function ensures high efficiency - Intelligent sensors save energy and maximize comfort - Flexibility to suit every room layout - Lowest installation height in the market - 27~29 dB(A) on low fan speed ROUND FLOW
	UNIQUE Fully flat cassette	FFA-A		269 / 298	Unique design in the market that integrates fully flat into the ceiling - Perfect integration in standard architectural ceiling tiles - Blend of iconic design and engineering excellence with a white or silver and white finish - Intelligent sensors save energy and maximize comfort - Flexibility to suit every room layout without changing the location of the unit! - Quietest 600 x 600 cassette on the market
Concealed ceiling	Slim concealed ceiling unit **NEW** Auto cleaning option **NEW** Multi zoning option	FDXM-F3		272 / 299	Slim design for flexible installation - Compact dimensions enable installation in narrow ceiling voids - Medium external static pressure up to 40Pa - Small capacity unit developed for small of well insulated rooms - Auto cleaning function ensures high efficiency and reliability
	Concealed ceiling unit with medium ESP **NEW** Multi zoning option	FBA-A		273 / 300	Slimmest yet most powerfull medium static pressure unit on the market! - Slimmest unit in class, only 245mm - Low operating sound level - Medium external static pressure up to 150Pa facilitates using flexible ducts of varying lengths - Automatic air flow adjustment function measures the air volume and static pressure and adjusts it towards the nominal air flow, guaranteeing comfort
	Concealed ceiling unit with high ESP	FDA-A		277 / 301	ESP up to 200Pa, ideal for large sized buildings - Discretely concealed in the ceiling: only the grilles are visible - Possibility to change ESP via wired remote control allows optimisation of the supply air volume - Flexible installation as the air suction direction can be altered from rear to bottom suction
	Concealed ceiling unit with high ESP	FDQ-B		304	ESP up to 250Pa, Ideal for extra large sized spaces - Blends unobtrusively with any interior décor: only the suction and discharge grilles are visible - Up to 26.4kW in heating mode
	Concealed ceiling unit	ADEQ-C		305	Ideal for residential applications with false ceilings - Energy label up to A - Medium external static pressure up to 150Pa facilitates using flexible ducts of varying lengths - Slimmest unit in class, only 245mm - Exclusively offered for pair applications
	Concealed ceiling unit	ABQ-C		306	Ideal for medium sized shops with false ceilings - Discretely concealed in the ceiling: only the grilles are visible - Best protection against possible water leakage
Wall mounted	Wall mounted unit	FAA-A		278 / 307	For rooms with no false ceilings nor free floor space - The air is comfortably spread up- and downwards thanks to 5 different discharge angles - Easy maintenance as this can be done from the front of the unit - Easy to install: 100 class is 35% lighter than previous model - Flexible to install: pipe connection can be bottom, left or right
Ceiling suspended	Ceiling suspended unit	FHA-A		282 / 309	For wide rooms with no false ceilings nor free floor space - Ideal for comfortable air flow in wide rooms thanks to Coanda effect - Even rooms with ceilings up to 3.8m can be heated up or cooled down very easily! - Can be mounted in corners or narrow spaces without any problem
	UNIQUE 4-way blow ceiling suspended unit	FUA-A		286 / 313	Unique Daikin unit for high rooms with no false ceilings nor free floor space - Even rooms with ceilings up to 3.5m can be heated up or cooled down very easily! - Flexibility to suit every room layout without changing the location of the unit! - Optimum comfort guaranteed with automatic air flow adjustment to the required load - The air is comfortably spread up- and downwards thanks to 5 different discharge angles
	Ceiling suspended unit	AHQ-C		312	For wide rooms with no false ceilings nor free floor space - Guarantees a stable temperature
Floor standing	Floor standing unit	FVA-A		288 / 315	For spaces with high ceilings - Ideal solution for commercial spaces with no or narrow false ceilings - Even rooms with very high ceilings can be heated up or cooled down very easily! - Guarantees a stable temperature - Vertical and horizontal outblow
	Concealed floor standing unit	FNA-A		291 / 317	Designed to be concealed in walls, only grilles remain visible - Slimmest unit on the market with a depth of only 200mm! - Both window sill or ducted installation are possible thanks to sufficient ESP - Whisper quiet operation allows installation in any location

Full R-32 BLUEVOLUTION line up

Capacity class										Outdoor unit combination						
										R-32			R-410A			
25	35	50	60	71	100	125	140	200	250	Sky Air Alpha-series RZAG*	Sky Air Advance-series RZASG*	Sky Air Active-series AZAS*	Seasonal Smart RZQG*	Seasonal Classic RZQSG*	AZQS*	Super Inverter RZQ*
				•	•	•	•			✓			✓	✓		
	•	•	•	•	•	•	•			✓	✓	✓	✓	✓	✓	✓
•	•	•	•							✓	✓		✓	✓		✓
•	•	•	•							✓	✓		✓	✓		✓
	•	•	•	•	•	•	•			✓	✓	✓	✓	✓		✓
						•				✓	✓		✓	✓		✓
								•	•							✓
				•	•	•									✓	
					•	•	•								✓	
				•	•	•				✓	✓	✓	✓	✓		✓
	•	•	•	•	•	•	•			✓	✓		✓	✓		✓
				•	•	•				✓	✓		✓	✓		✓
				•	•	•	•								✓	
				•	•	•	•			✓	✓		✓	✓		✓
•	•	•	•							✓	✓		✓	✓		✓

Benefits overview Sky Air

We care	Seasonal efficiency - Smart use of energy	Seasonal efficiency gives a more realistic indication on how efficient air conditioners operate over an entire heating or cooling season.
	Inverter technology	In combination with inverter controlled outdoor units
	Home leave operation	During absence, the indoor temperature can be maintained at a certain level.
	Fan only	The air conditioner can be used as fan, blowing air without cooling or heating.
	Auto cleaning filter	The filter automatically cleans itself. Simplicity of upkeep means optimum energy efficiency and maximum comfort without the need for expensive or time-consuming maintenance.
	Floor and presence sensor	The presence sensor directs the air away from any person detected in the room, when the air flow control is on. The floor sensor detects the average floor temperature and ensures an even temperature distribution between ceiling and floor.
Comfort	Draught prevention	When starting to warm up or when the thermostat is off, the air discharge direction is set horizontally and the fan to low speed, to prevent draught. After warming up, air discharge and fan speed are set as desired.
	Whisper quiet	Daikin indoor units are whisper quiet. Also the outdoor units are guaranteed not to disturb the quiet of the neightbourhood.
	Auto cooling-heating changeover	Automatically selects cooling or heating mode to achieve the set temperature.
Air treatment	Air filter	Removes airborne dust particles to ensure a steady supply of clean air.
Humidity control	Dry programme	Allows humidity levels to be reduced without variations in room temperature.
Air flow	Ceiling soiling prevention	A special function prevents air blowing out too long in horizontal position, to prevent ceiling stains.
	Vertical auto swing	Possibility to select automatic vertical moving of the air discharge louvre, for uniform air flow and temperature distribution.
	Fan speed steps	Allows to select up to the given number of fan speed.
	Individual flap control	Individual flap control via the wired remote controller makes it simple to fix the position of each flap individually, to suit any new room configuration. Optional closure kits are available as well.
Remote control & timer	Online controller	Can control and monitor the status of your Daikin heating or air conditioning system
	Weekly timer	Timer can be set to start operation anytime on a daily or weekly basis
	Infrared remote control	Infrared remote control with LCD to start, stop and regulate the air conditioner from a distance.
	Wired remote control	Wired remote control to start, stop and regulate the air conditioner from a distance.
	Centralised control	Centralised control to start, stop and regulate several air conditioners from one central point.
	Multi zoning NEW	Allows up to 6 individual climate zones with one indoor unit
Other functions	Infrastructure cooling	Remove in a reliable, efficient and flexible way the heat constantly generated by the IT and server equipment to ensure maximum uptime while offering the best return on investment.
	Auto-restart	The unit restarts automatically at the original settings after power failure.
	Self-diagnosis	Simplifies maintenance by indicating system faults or operating anomalies.
	Drain pump kit	Facilitates condensation draining from the indoor unit.
	Twin/triple/double twin application	2, 3 or 4 indoor units can be connected to only 1 outdoor unit. All indoor units operate within the same mode (cooling or heating) from one remote control.
	Multi model application	Up to 5 indoor units (even different capacities) can be connected to a single outdoor unit. All indoor units can individually be operated within the same mode.
	VRV for residential application	Up to 9 indoor units (even different capacities and up to 71 class) can be connected to a single outdoor unit. All indoor units can individually be operated within the same mode.

Ceiling mounted cassette units			Concealed ceiling units						Ceiling suspended units	4-Way blow ceiling suspended unit	Ceiling suspended units	Wall mounted unit	Floor standing units	
FCAHG-G	FCAG-A	FFA-A	FDXM-F3	FBA-A	FDA-A	FDQ-B	ADEQ-C	ABQ-C	FHA-A	FUA-A	AHQ-C	FAA-A	FVA-A	FNA-A
●	●	●	●	●	●		●		●	●		●	●	●
●	●	●	●	●	●	●	●	●	●	●	●	●	●	●
●	●	●	●	●	●	●	●		●	●		●	●	●
●	●	●	●	●	●	●	●	●	●	●	●	●	●	●
●	●		● NEW											
●	●	●												
●	●	●								●				
●	●	●		●			●							
●	●	●	●	●	●	●	●	●	●	●	●	●	●	●
●	●	●	●	●	●	●	●	●	●	●	●	●	●	●
●	●	●	●	●	●		●		●	●			●	●
●	●	●												
●	●	●							●	●		●	●	
5	5	3	3	3	3	2	3	3	3	3	3	3	3	3
●	●	●								●				
● NEW	● NEW	● NEW	● NEW	● NEW	● NEW		● NEW		● NEW	● NEW		● NEW	● NEW	● NEW
●	●	●	● depending on controller	●	●	●	●	●	●	●	●	●	●	●
optional	optional	optional	optional	optional	optional		optional		optional	optional	standard	optional		optional
optional	optional	optional	optional	optional	optional	optional	optional	standard	optional	optional	optional	optional	optional	optional
optional	optional	optional	optional	optional	optional	optional	optional		optional	optional		optional	optional	optional
			● NEW	● NEW										
●	●	●	●	●	●		●	●	●	●	●	●	●	
●	●	●	●	●	●	●	●	●	●	●	●	●	●	●
●	●	●	●	●	●		●		●	●		●	●	●
standard	standard	standard		standard	standard	●	optional		optional	standard		optional		
●	●	●	●	●	●		●		●	●		●		●
	●	●	●	●			●		●					●
	●	●	●	●					●					●

FCAHG-G/FCAG-A

Auto cleaning cassette

Why choose a round flow cassette?

- 360° air discharge for optimum comfort
- Intelligent sensors for maximum efficiency

More energy efficient and user-friendly than any other cassette

› Running costs are reduced by 50% compared with standard solutions
› Automatic filter cleaning.
› Less time is required to maintain the filter: dust can be removed easily with a vacuum cleaner without opening the unit.

Finer mesh panel

› For dust prone areas (i.e. clothing and book shops) a finer mesh panel (BYCQ140DGF9) ensures consistent performance and optimum air distribution
› Clean ceilings ensured thanks to fine mesh and clean filter

BYCQ140DG9	BYCQ140DGF9
Auto-cleaning panel	Auto-cleaning panel with fine mesh filter
White with grey louvers	White with grey louvers

Dust can be removed easily with a vacuum cleaner without opening the unit.

Auto-cleaning cassette for maintaining the optimum store atmosphere

Air distribution with a clean filter

Air distribution with a dusty filter

References

Coral shop, UK
Running costs were reduced by up to 50% compared with standard solutions thanks to clean filter

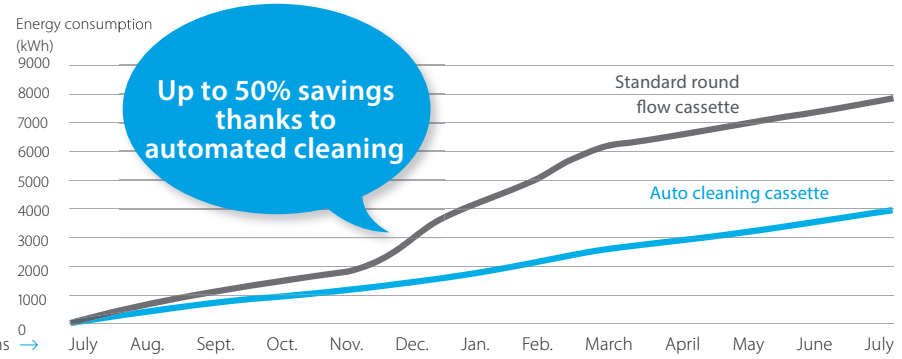

360° air discharge for improved comfort

› Industry-first and proven design.

Intelligent sensors improve efficiency and comfort even more

› The presence sensor adjusts the set point if no one is detected in the room leading to up to 27% savings. It also automatically directs air flow away from any person to avoid draught.

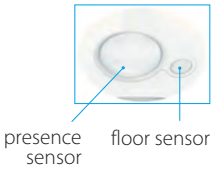

› The infrared floor sensor detects the average floor temperature and ensures even temperature distribution between ceiling and floor to prevent cold feet.

Flexible installation

› Flaps can be individually controlled or closed using the wired remote control, to suit room configuration. Optional closure kits are also available.

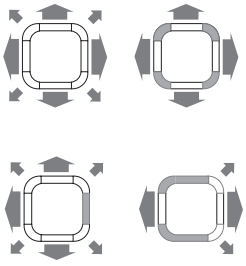

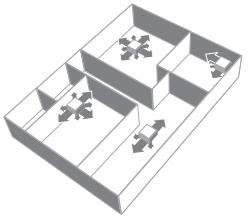

Benefits for the installer

› Product with unique functions in this market.
› Less time needed for onsite maintenance.
› Use the controller to individually open or close any of the four flaps to easily adapt to a changing room layout.
› Easy set-up of the sensor option to improve comfort and save energy.

Benefits for the consultant

› Product with unique functions in this market.
› Designed for use in all types and sizes of commercial offices and retail environments.
› Ideal product for improving BREEAM score/EPBD in combination with Sky Air or VRV IV heat pump units.

Benefits for the end user

› Designed for use in all types and sizes of commercial offices and retail environments.
› Perfect environment conditions: no more draughts or cold feet.
› Save up to 50% on running costs with the auto-cleaning panel, which also facilitates maintenance.
› Your customers can save up to 27% on their energy bills thanks to the sensor option.
› Flexible use of space thanks to individual flap control.

Marketing tools

› Visit the website:
https://www.daikin.eu/en_us/product-group/round-flow-cassette.html

YouTube

www.youtube.com/DaikinEurope

FIRST LIGHT COMMERCIAL RANGE IN
THE MARKET WITH R-32 REFRIGERANT

ROUND FLOW

Sky Air Alpha-series
BLUEVOLUTION

High COP, round flow cassette

360° air discharge for optimum efficiency and comfort

- High COP cassette ensures top performance, great savings in energy consumption and a comfortable environment for commercial applications
- Unified indoor unit range for R-32 and R-410A
- Combining with R-32 Bluevolution technology, reduces environmental impact with 68% compared to R-410A, leads directly to lower energy consumption thanks to its high energy efficiency and has up to lower 16% refrigerant charge
- Automatic filter cleaning results in higher efficiency & comfort and lower maintenance costs. 2 filters available: standard filter and finer mesh filter (for fine dust applications e.g. clothing shops)
- Two optional intelligent sensors improve energy efficiency and comfort.
- Individual flap control: flexibility to suit every room layout without changing the location of the unit!
- Modern style decoration panel is available in 3 different variations: white (RAL9010) with grey louvers, full white (RAL9010) or auto cleaning panel
- 5 different fan speeds available for maximum comfort
- Reduced energy consumption thanks to specially developed small tube heat exchanger, DC fan motor and drain pump
- Optional fresh air intake
- Branch duct discharge allows to optimize air distribution in irregular shaped rooms or to supply air to small adjacent rooms

FCAHG-G

RZAG100-140MV1_MY1

BRC1H51W BRP069A81

- Standard drain pump with 675mm lift increases flexibility and installation speed

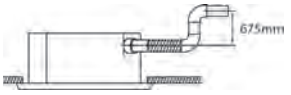

Efficiency data			FCAHG + RZAG	71G + 71MV1	100G + 100MV1	125G + 125MV1	140G + 140MV1	71G + 71MY1	100G + 100MY1	125G + 125MY1	140G + 140MY1
Cooling capacity	Nom.		kW	6.80	9.50	12.1	13.4	6.80	9.50	12.1	13.4
Heating capacity	Nom.		kW	7.50	10.8	13.5	15.5	7.50	10.8	13.5	15.5
Seasonal efficiency (according to EN14825)	Cooling	Energy efficiency class		A++		-		A++		-	
		Pdesign	kW	6.80	9.50	12.1	13.4	6.80	9.50	12.1	13.4
		SEER		7.72	7.35	8.02	7.93	7.72	7.35	8.02	7.93
		Annual energy consumption	kWh	308	452	905	1,014	308	452	905	1,014
	Heating (Average climate)	Energy efficiency class		A++		-		A++		-	
		Pdesign	kW	4.70	9.52			4.70	9.52		
		SCOP/A		4.61	4.81	4.53	4.44	4.61	4.81	4.53	4.44
		Annual energy consumption	kWh	1,427	2,771	2,942	3,002	1,427	2,771	2,942	3,002

Indoor unit				FCAHG	71G	100G	125G	140G	71G	100G	125G	140G
Dimensions	Unit	HeightxWidthxDepth		mm	288x840x840							
Weight	Unit			kg	25							
Air filter	Type				Resin net							
Decoration panel	Model				BYCQ140DGF9 - auto cleaning panel with fine mesh filter / BYCQ140DG9 - auto cleaning panel / BYCQ140DW - full white / BYCQ140D - white with grey louvers							
	Colour				Pure White (RAL 9010)							
	Dimensions	HeightxWidthxDepth		mm	130x950x950 / 130x950x950 / 50x950x950 / 50x950x950							
	Weight			kg	10.3 / 10.3 / 5.4 / 5.4							
Fan	Air flow rate	Cooling	Low/Medium/High	m^3/min	12.2/16.7/21.2	19.0/25.7/32.3	19.9/26.7/33.5	21.1/27.3/33.5	12.2/16.7/21.2	19.0/25.7/32.3	19.9/26.7/33.5	21.1/27.3/33.5
		Heating	Low/Medium/High	m^3/min	12.2/16.7/21.2	19.0/25.7/32.3	19.9/26.7/33.5	21.1/27.3/33.5	12.2/16.7/21.2	19.0/25.7/32.3	19.9/26.7/33.5	21.1/27.3/33.5
Sound power level	Cooling			dBA	53	61			53	61		
	Heating			dBA	53	61			53	61		
Sound pressure level	Cooling	Low/High		dBA	29/36	33/44	35/45	37/45	29/36	33/44	35/45	37/45
	Heating	Low/High		dBA	29/36	33/44	35/45	37/45	29/36	33/44	35/45	37/45
Control systems	Infrared remote control				BRC7FA532F							
	Wired remote control				BRC1H51 / BRC1E53A / BRC1E53B / BRC1E53C / BRC1D52							
Power supply	Phase/Frequency/Voltage			Hz/V	1~/50/60/220-240/220							

Outdoor unit				RZAG	71MV1	100MV1	125MV1	140MV1	71MY1	100MY1	125MY1	140MY1
Dimensions	Unit	HeightxWidthxDepth		mm	990x940x320	1,430x940x320			990x940x320	1,430x940x320		
Weight	Unit			kg	70	92			70	92		
Sound power level	Cooling			dBA	64	66	69	70	65	66	69	70
Sound pressure level	Cooling	Nom.		dBA	46	47	50	51	46	47	50	51
	Heating	Nom.		dBA	49	51	52		49	51	52	
Operation range	Cooling	Ambient	Min.~Max.	°CDB	-20~52							
	Heating	Ambient	Min.~Max.	°CWB	-20~18.0							
Refrigerant	Type/GWP				R-32/675							
	Charge			kg/TCO2Eq	2.95/1.99	3.75/2.53			2.95/1.99	3.75/2.53		
Piping connections	Liquid/Gas			mm	9.52/15.9							
	Piping length	OU - IU System	Max.	m	55	85			55	85		
			Equivalent	m	75	100			75	100		
			Chargeless	m	40							
	Additional refrigerant charge			kg/m	See installation manual							
	Level difference	IU - OU	Max.	m	30.0							
Power supply	Phase/Frequency/Voltage			Hz/V	1~/50/220-240				3~/50/380-415			
Current - 50Hz	Maximum fuse amps (MFA)			A	20	32			16			

(1) BYCQ140D7W1: pure white standard panel with grey louvers; BYCQ140D7W1W: pure white standard panel with white louvers; BYCQ140D7GW1: pure white auto cleaning panel.
(2) EER/COP according to Eurovent 2012, for use outside EU only
(3) The BYCQ140D7W1W has white insulations. Be informed that formation of dirt on white insulation is visibly stronger and that it is consequently not advised to install the BYCQ140D7W1W decoration panel in environments exposed to concentrations of dirt.
(4) MFA is used to select the circuit breaker and the ground fault circuit interrupter (earth leakage circuit breaker). For more detailed information on each combination, please refer to the electrical data drawing.

ROUND FLOW

Sky Air Alpha-series
BLUEVOLUTION

Round flow cassette

360° air discharge for optimum efficiency and comfort

- Combination with Sky Air Alpha-series ensures best in class quality, highest efficiency and performance
- Unified indoor unit range for R-32 and R-410A
- Combining with R-32 Bluevolution technology, reduces environmental impact with 68% compared to R-410A, leads directly to lower energy consumption thanks to its high energy efficiency and has up to lower 16% refrigerant charge
- Automatic filter cleaning results in higher efficiency & comfort and lower maintenance costs. 2 filters available: standard filter and finer mesh filter (for fine dust applications e.g. clothing shops)
- Two optional intelligent sensors improve energy efficiency and comfort.
- Individual flap control: flexibility to suit every room layout without changing the location of the unit!
- Modern style decoration panel is available in 3 different variations: white (RAL9010) with grey louvers, full white (RAL9010) or auto cleaning panel
- 5 different fan speeds available for maximum comfort
- Reduced energy consumption thanks to specially developed small tube heat exchanger, DC fan motor and drain pump
- Optional fresh air intake
- Branch duct discharge allows to optimize air distribution in irregular shaped rooms or to supply air to small adjacent rooms

- Standard drain pump with 675mm lift increases flexibility and installation speed

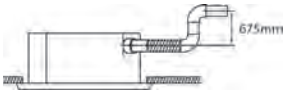

Efficiency data				FCAG + RZAG	71A + 71MV1	100A + 100MV1	125A + 125MV1	140A + 140MV1	71A + 71MY1	100A + 100MY1	125A + 125MY1	140A + 140MY1
Cooling capacity	Nom.			kW	6.80	9.50	12.1	13.4	6.80	9.50	12.1	13.4
Heating capacity	Nom.			kW	7.50	10.8	13.5	15.5	7.50	10.8	13.5	15.5
Seasonal efficiency (according to EN14825)	Cooling	Energy efficiency class			A++		-		A++		-	
		Pdesign		kW	6.80	9.50	12.1	13.4	6.80	9.50	12.1	13.4
		SEER			6.86	7.14	7.80	7.17	6.86	7.14	7.80	7.17
		Annual energy consumption		kWh	347	466	931	1,121	347	466	931	1,121
	Heating (Average climate)	Energy efficiency class			A+	A++	-		A+	A++	-	
		Pdesign		kW	4.70	7.80	9.52		4.70	7.80	9.52	
		SCOP/A			4.41	4.61	4.34		4.41	4.61	4.34	
		Annual energy consumption		kWh	1,492	2,369	3,071		1,492	2,369	3,071	

Indoor unit					FCAG	71A	100A	125A	140A	71A	100A	125A	140A
Dimensions	Unit	HeightxWidthxDepth		mm		204x840x840	246x840x840			204x840x840	246x840x840		
Weight	Unit			kg		21	24			21	24		
Air filter	Type					Resin net							
Decoration panel	Model					BYCQ140DGF9 - auto cleaning panel with fine mesh filter / BYCQ140DG9 - auto cleaning panel / BYCQ140DW - full white / BYCQ140D - white with grey louvers							
	Colour					Pure White (RAL 9010)							
	Dimensions	HeightxWidthxDepth		mm		130x950x950 / 130x950x950 / 50x950x950 / 50x950x950							
	Weight			kg		10.3 / 10.3 / 5.4 / 5.4							
Fan	Air flow rate	Cooling	Low/Medium/High	m^3/min		9.3/12.5/15.3	12.4/17.6/22.8	12.4/19.2/26.0		9.3/12.5/15.3	12.4/17.6/22.8	12.4/19.2/26.0	
		Heating	Low/Medium/High	m^3/min		9.1/12.1/15.0	12.4/17.6/22.8	12.4/19.2/26.0		9.1/12.1/15.0	12.4/17.6)/22.8	12.4/19.2/26.0	
Sound power level	Cooling			dBA		51	54	58		51	54	58	
	Heating			dBA		51	54	58		51	54	58	
Sound pressure level	Cooling	Low/High		dBA		28/35	29/37	29/41		28/35	29/37	29/41	
	Heating	Low/High		dBA		28/33	29/37	29/41		28/33	29/37	29/41	
Control systems	Infrared remote control					BRC7FA532F							
	Wired remote control					BRC1H51 / BRC1E53A / BRC1E53B / BRC1E53C / BRC1D52							
Power supply	Phase/Frequency/Voltage			Hz/V		1~/50/60/220-240/220							

Outdoor unit					RZAG	71MV1	100MV1	125MV1	140MV1	71MY1	100MY1	125MY1	140MY1
Dimensions	Unit	HeightxWidthxDepth		mm		990x940x320	1,430x940x320		990x940x320		1,430x940x320		
Weight	Unit			kg		70	92		78	70	92		
Sound power level	Cooling			dBA		64	66	69	73	65	66	69	70
Sound pressure level	Cooling	Nom.		dBA		46	47	50	54	46	47	50	51
	Heating	Nom.		dBA		49	51	52	57	49	51	52	
Operation range	Cooling	Ambient	Min.~Max.	°CDB		-20~52			-15~46	-20~52			
	Heating	Ambient	Min.~Max.	°CWB		-20~18.0			-15~15.5	-20~18.0			
Refrigerant	Type/GWP					R-32/675							
	Charge			kg/TCO2Eq		2.95/1.99	3.75/2.53		2.90/1.96	2.95/1.99	3.75/2.53		
Piping connections	Liquid/Gas			mm		9.52/15.9							
	Piping length	OU - IU System	Max.	m		55	85		50	55	85		
			Equivalent	m		75	100		70	75	100		
			Chargeless	m		40			30	40			
	Additional refrigerant charge			kg/m		See installation manual							
	Level difference	IU - OU	Max.	m		30.0							
Power supply	Phase/Frequency/Voltage			Hz/V		1~/50/220-240				3~/50/380-415			
Current - 50Hz	Maximum fuse amps (MFA)			A		20	32			16			

(1) BYCQ140D7W1: pure white standard panel with grey louvers; BYCQ140D7W1W: pure white standard panel with white louvers; BYCQ140D7GW1: pure white auto cleaning panel.
(2) EER/COP according to Eurovent 2012, for use outside EU only
(3) The BYCQ140D7W1W has white insulations. Be informed that formation of dirt on white insulation is visibly stronger and that it is consequently not advised to install the BYCQ140D7W1W decoration panel in environments exposed to concentrations of dirt.
(4) MFA is used to select the circuit breaker and the ground fault circuit interrupter (earth leakage circuit breaker). For more detailed information on each combination, please refer to the electrical data drawing.

ROUND FLOW

Sky Air Advance-series
BLUEVOLUTION

Round flow cassette

360° air discharge for optimum efficiency and comfort

- Combination with Sky Air Advance-series ensures good value for money for all types of commercial applications
- Unified indoor unit range for R-32 and R-410A
- Combining with R-32 Bluevolution technology, reduces environmental impact with 68% compared to R-410A, leads directly to lower energy consumption thanks to its high energy efficiency and has up to lower 16% refrigerant charge
- Automatic filter cleaning results in higher efficiency & comfort and lower maintenance costs. 2 filters available: standard filter and finer mesh filter (for fine dust applications e.g. clothing shops)
- Two optional intelligent sensors improve energy efficiency and comfort
- Individual flap control: flexibility to suit every room layout without changing the location of the unit!
- Modern style decoration panel is available in 3 different variations: white (RAL9010) with grey louvers, full white (RAL9010) or auto cleaning panel

FCAG-A

RZASG100-140MV1_MY1

BRC1H51W

BRP069A81

Efficiency data				FCAG + RZASG	71A + 71MV1	100A + 100MV1	125A + 125MV1	140A + 140MV1	100A + 100MY1	125A + 125MY1	140A + 140MY1
Cooling capacity	Nom.			kW	6.80	9.50	12.1	13.4	9.50	12.1	13.4
Heating capacity	Nom.			kW	7.50	10.8	13.5	15.5	10.8	13.5	15.5
Seasonal efficiency (according to EN14825)	Cooling	Energy efficiency class			A++		-		A++	-	
		Pdesign		kW	6.80	9.50	12.1	13.4	9.50	12.1	13.4
		SEER			6.47	6.55	5.76	6.53	6.55	5.76	6.53
		Annual energy consumption		kWh	368	507	1,261	1,231	507	1,261	1,231
	Heating (Average climate)	Energy efficiency class			A	A+	-		A+	-	
		Pdesign		kW	4.50	6.00		7.80	6.00		7.80
		SCOP/A			4.00	4.17	4.05	4.31	4.17	4.05	4.31
		Annual energy consumption		kWh	1,575	2,016	2,074	2,534	2,016	2,074	2,534

Indoor unit					FCAG	71A	100A	125A	140A	100A	125A	140A
Dimensions	Unit	HeightxWidthxDepth		mm	204x840x840	246x840x840						
Weight	Unit			kg	21	24						
Air filter	Type				Resin net							
Decoration panel	Model				BYCQ140DGF9 - auto cleaning panel with fine mesh filter / BYCQ140DG9 - auto cleaning panel / BYCQ140DW - full white / BYCQ140D - white with grey louvers							
	Colour				Pure White (RAL 9010)							
	Dimensions	HeightxWidthxDepth		mm	130x950x950 / 130x950x950 / 50x950x950 / 50x950x950							
	Weight			kg	10.3 / 10.3 / 5.4 / 5.4							
Fan	Air flow rate	Cooling	Low/Medium/High	m^3/min	9.3/12.5/15.3	12.4/17.6/22.8	12.4/19.2/26.0		12.4/17.6/22.8	12.4/19.2/26.0		
		Heating	Low/Medium/High	m^3/min	9.1/12.1/15.0	12.4/17.6/22.8	12.4/19.2/26.0		12.4/17.6/22.8	12.4/19.2/26.0		
Sound power level	Cooling			dBA	51	54	58		54	58		
	Heating			dBA	51	54	58		54	58		
Sound pressure level	Cooling	Low/High		dBA	28/35	29/37	29/41		29/37	29/41		
	Heating	Low/High		dBA	28/33	29/37	29/41		29/37	29/41		
Control systems	Infrared remote control				BRC7FA532F							
	Wired remote control				BRC1H51 / BRC1E53A / BRC1E53B / BRC1E53C / BRC1D52							
Power supply	Phase/Frequency/Voltage			Hz/V	1~/50/60/220-240/220							

Outdoor unit				RZASG	71MV1	100MV1	125MV1	140MV1	100MY1	125MY1	140MY1
Dimensions	Unit	HeightxWidthxDepth	mm		770x900x320	990x940x320					
Weight	Unit		kg		60	70		78	70		77
Sound power level	Cooling		dBA		65	70	71	73	70	71	73
Sound pressure level	Cooling	Nom.	dBA		46	53		54	53		54
	Heating	Nom.	dBA		47	57					
Operation range	Cooling	Ambient	Min.~Max.	°CDB	-15~46						
	Heating	Ambient	Min.~Max.	°CWB	-15~15.5						
Refrigerant	Type/GWP				R-32/675						
	Charge			kg/TCO2Eq	2.45/1.65	2.60/1.76		2.90/1.96	2.60/1.76		2.90/1.96
Piping connections	Liquid/Gas			mm	9.52/15.9						
	Piping length	OU - IU	Max.	m	50						
		System	Equivalent	m	70						
			Chargeless	m	30						
	Additional refrigerant charge			kg/m	See installation manual						
	Level difference	IU - OU	Max.	m	30.0						
Power supply	Phase/Frequency/Voltage			Hz/V	1~/50/220-240				3~/50/380-415		
Current - 50Hz	Maximum fuse amps (MFA)			A	20	25		32	16		

(1) BYCQ140D7W1: pure white standard panel with grey louvers; BYCQ140D7W1W: pure white standard panel with white louvers; BYCQ140D7GW1: pure white auto cleaning panel.
(2) EER/COP according to Eurovent 2012, for use outside EU only
(3) The BYCQ140D7W1W has white insulations. Be informed that formation of dirt on white insulation is visibly stronger and that it is consequently not advised to install the BYCQ140D7W1W decoration panel in environments exposed to concentrations of dirt.
(4) MFA is used to select the circuit breaker and the ground fault circuit interrupter (earth leakage circuit breaker). For more detailed information on each combination, please refer to the electrical data drawing.

ROUND FLOW

Sky Air Active-series
BLUEVOLUTION

Round flow cassette

360° air discharge for optimum efficiency and comfort

- Ideal solution for small businesses and shops
- Unified indoor unit range for R-32 and R-410A
- Combining with R-32 Bluevolution technology, reduces environmental impact with 68% compared to R-410A, leads directly to lower energy consumption thanks to its high energy efficiency and has up to lower 16% refrigerant charge
- Automatic filter cleaning results in higher efficiency & comfort and lower maintenance costs. 2 filters available: standard filter and finer mesh filter (for fine dust applications e.g. clothing shops)
- Two optional intelligent sensors improve energy efficiency and comfort
- Individual flap control: flexibility to suit every room layout without changing the location of the unit!
- Modern style decoration panel is available in 3 different variations: white (RAL9010) with grey louvers, full white (RAL9010) or auto cleaning panel

FCAG-A

AZAS71MV1

BRC1H51W

BRP069A81

Efficiency data				FCAG + AZAS	71A + 71MV1	100A + 100MV1	125A + 125MV1	140A + 140MV1	100A + 100MY1	125A + 125MY1	140A + 140MY1
Cooling capacity	Nom.			kW	6.80	9.50	12.1	13.4	9.50	12.1	13.4
Heating capacity	Nom.			kW	7.50	10.8	13.5	15.5	10.8	13.5	15.5
Seasonal efficiency (according to EN14825)	Cooling		Energy efficiency class		A+		-		A+	-	
			Pdesign	kW	6.80	9.50	12.1	13.0	9.50	12.1	13.0
			SEER		5.87	5.67	5.40	6.00	5.67	5.40	6.00
			Annual energy consumption	kWh	405	586	1,345	1,300	586	1,345	1,300
	Heating (Average climate)		Energy efficiency class		A		-		A	-	
			Pdesign	kW	4.50	6.00		7.80	6.00		7.80
			SCOP/A		4.00	3.85	3.80	4.31	3.85	3.80	4.31
			Annual energy consumption	kWh	1,575	2,182	2,211	2,534	2,182	2,211	2,534

Indoor unit					FCAG	71A	100A	125A	140A	100A	125A	140A
Dimensions	Unit	HeightxWidthxDepth		mm	204x840x840	246x840x840						
Weight	Unit			kg	21	24						
Air filter	Type				Resin net							
Decoration panel	Model				BYCQ140DGF9 - auto cleaning panel with fine mesh filter / BYCQ140DG9 - auto cleaning panel / BYCQ140DW - full white / BYCQ140D - white with grey louvers							
	Colour				Pure White (RAL 9010)							
	Dimensions	HeightxWidthxDepth		mm	130x950x950 / 130x950x950 / 50x950x950 / 50x950x950							
	Weight			kg	10.3/5.4/10.3/5.4							
Fan	Air flow rate	Cooling	Low/Medium/High	m^3/min	9.3/12.5/15.3	12.4/17.6/22.8	12.4/19.2/26.0		12.4/17.6/22.8	12.4/19.2 (0.000)/26.0		
		Heating	Low/Medium/High	m^3/min	9.1/12.1/15.0	12.4/17.6/22.8	12.4/19.2/26.0		12.4/17.6/22.8	12.4/19.2 (0.000)/26.0		
Sound power level	Cooling			dBA	51	54	58		54	58		
	Heating			dBA	51	54	58		54	58		
Sound pressure level	Cooling	Low/High		dBA	28/35	29/37	29/41		29/37	29/41		
	Heating	Low/High		dBA	28/33	29/37	29/41		29/37	29/41		
Control systems	Infrared remote control				BRC7FA532F							
	Wired remote control				BRC1H51 / BRC1E53A / BRC1E53B / BRC1E53C / BRC1D52							
Power supply	Phase/Frequency/Voltage			Hz/V	1~/50/60/220-240/220							

Outdoor unit				AZAS	71MV1	100MV1	125MV1	140MV1	100MY1	125MY1	140MY1
Dimensions	Unit	HeightxWidthxDepth		mm	770x900x320	990x940x320					
Weight	Unit			kg	60	70		78	70		77
Sound power level	Cooling			dBA	65	70	71	73	70	71	73
Sound pressure level	Cooling	Nom.		dBA	46	53		54	53		54
	Heating	Nom.		dBA	47	57					
Operation range	Cooling	Ambient	Min.~Max.	°CDB	-5~46						
	Heating	Ambient	Min.~Max.	°CWB	-15~15.5						
Refrigerant	Type/GWP				R-32/675						
	Charge			kg/TCO2Eq	2.45/1.65	2.60/1.76		2.90/1.96	2.60/1.76		2.90/1.96
Piping connections	Liquid/Gas			mm	9.52/15.9						
	Piping length	OU - IU	Max.	m	30						
		System	Equivalent	m	50						
			Chargeless	m	30						
	Additional refrigerant charge			kg/m	See installation manual						
	Level difference	IU - OU	Max.	m	30.0						
Power supply	Phase/Frequency/Voltage			Hz/V	1~/50/220-240				3~/50/380-415		
Current - 50Hz	Maximum fuse amps (MFA)			A	20	25		32	16		

(1) BYCQ140D7W1: pure white standard panel with grey louvers; BYCQ140D7W1W: pure white standard panel with white louvers; BYCQ140D7GW1: pure white auto cleaning panel.
(2) EER/COP according to Eurovent 2012, for use outside EU only
(3) The BYCQ140D7W1W has white insulations. Be informed that formation of dirt on white insulation is visibly stronger and that it is consequently not advised to install the BYCQ140D7W1W decoration panel in environments exposed to concentrations of dirt.
(4) MFA is used to select the circuit breaker and the ground fault circuit interrupter (earth leakage circuit breaker). For more detailed information on each combination, please refer to the electrical data drawing.

Round flow cassette

360° air discharge for optimum efficiency and comfort

- Combination with split outdoor units is ideal for small retail, offices or residential applications
- Unified indoor unit range for R-32 and R-410A
- Combining with R-32 Bluevolution technology, reduces environmental impact with 68% compared to R-410A, leads directly to lower energy consumption thanks to its high energy efficiency and has up to lower 16% refrigerant charge
- Automatic filter cleaning results in higher efficiency & comfort and lower maintenance costs. 2 filters available: standard filter and finer mesh filter (for fine dust applications e.g. clothing shops)
- Two optional intelligent sensors improve energy efficiency and comfort
- Individual flap control: flexibility to suit every room layout without changing the location of the unit!
- Lowest installation height in the market: 214mm
- Modern style decoration panel is available in 3 different variations: white (RAL9010) with grey louvers, full white (RAL9010) or auto cleaning panel

Efficiency data					FCAG + RXM	35A + 35M9	50A + 50M9	60A + 60M9
Cooling capacity	Nom.				kW	3.50	5.00	5.70
Heating capacity	Nom.				kW	4.20	6.00	7.00
Power input	Cooling		Nom.		kW	0.94	1.39	1.72
	Heating		Nom.		kW	1.11	1.62	2.07
Seasonal efficiency (according to EN14825)	Cooling		Energy efficiency class			A++		
			Pdesign		kW	3.50	5.00	5.70
			SEER			6.35	6.54	6.40
			Annual energy consumption		kWh	193	266	312
	Heating (Average climate)		Energy efficiency class			A++	A+	
			Pdesign		kW	3.32	4.36	4.71
			SCOP/A			4.90	4.30	4.20
			Annual energy consumption		kWh	948	1,419	1,569

Indoor unit					FCAG	35A	50A	60A
Dimensions	Unit	HeightxWidthxDepth			mm	204x840x840		
Weight	Unit				kg	18	19	
Air filter	Type					Resin net		
Decoration panel	Model					BYCQ140DGF9 - auto cleaning panel with fine mesh filter / BYCQ140DG9 - auto cleaning panel / BYCQ140DW - full white / BYCQ140D - white with grey louvers		
	Colour					Pure White (RAL 9010)		
	Dimensions	HeightxWidthxDepth			mm	130x950x950 / 130x950x950 / 50x950x950 / 50x950x950		
	Weight				kg	10.3 / 10.3 / 5.4 / 5.4		
Fan	Air flow rate	Cooling	Low/Medium/High		m^3/min	8.7/10.6/12.5	8.7/10.7/12.6	8.7/11.2/13.6
		Heating	Low/Medium/High		m^3/min	9.3/11.6/13.9	8.7/10.7/12.6	8.7/11.2/13.6
Sound power level	Cooling				dBA	49		51
	Heating				dBA	49		51
Sound pressure level	Cooling	Low/High			dBA	27/31		28/33
	Heating	Low/High			dBA	27/31		28/33
Control systems	Infrared remote control					BRC7FA532F		
	Wired remote control					BRC1H51 / BRC1E53A / BRC1E53B / BRC1E53C / BRC1D52		
Power supply	Phase/Frequency/Voltage				Hz/V	1~/50/60/220-240/220		

Outdoor unit					RXM	35M9	50M9	60M9
Dimensions	Unit	HeightxWidthxDepth			mm	550x765x285	735x825x300	
Weight	Unit				kg	32	47	
Sound power level	Cooling				dBA	61	62	63
	Heating				dBA	61	62	63
Operation range	Cooling	Ambient	Min.~Max.		°CDB	-10~46		
	Heating	Ambient	Min.~Max.		°CWB	-15~18		
Refrigerant	Type					R-32		
	GWP					675.0		
	Charge				kg/TCO2Eq	0.76/0.52	1.40/0.95	1.45/0.98
Piping connections	Liquid	OD			mm	6,35	6,4	
	Gas	OD			mm	9.50	12.7	
	Piping length	OU - IU	Max.		m	20.0	30	
	Additional refrigerant charge				kg/m	0.02 (for piping length exceeding 10m)		
	Level difference	IU - OU	Max.		m	20.0		
Power supply	Phase/Frequency/Voltage				Hz/V	1~/50/220-240		
Current - 50Hz	Maximum fuse amps (MFA)				A	10	15	

(1) EER/COP according to Eurovent 2012, for use outside EU only
(2) BYCQ140D7W1: pure white standard panel with grey louvers; BYCQ140D7W1W: pure white standard panel with white louvers; BYCQ140D7GW1: pure white auto cleaning panel.
(3) The BYCQ140D7W1W has white insulations. Be informed that formation of dirt on white insulation is visibly stronger and that it is consequently not advised to install the BYCQ140D7W1W decoration panel in environments exposed to concentrations of dirt.
(4) MFA is used to select the circuit breaker and the ground fault circuit interrupter (earth leakage circuit breaker). For more detailed information on each combination, please refer to the electrical data drawing.

Fully Flat Cassette

Design & Genius in one

Why choose fully flat cassette

- Unique design in the market that integrates fully flat into the ceiling
- Advanced technology and top efficiency combined
- Most quiet cassette available on the market

FFA-A

Choice between grey or white panel

universal design award 2014

GERMAN DESIGN AWARD SPECIAL 2016

Benefits for the installer

› Unique product in the market!
› Most quiet unit (25dBA)
› The user-friendly remote control, available in several languages, enables the easy set-up of sensor option and control of the individual flap position
› Meeting European design taste.

Benefits for the consultant

› Unique product in the market!
› Blends seamlessly in any modern office interior design
› Ideal product to improve BREEAM score/EPBD in combination with Sky Air (FFA-A) or VRV IV heat pump units (FXZQ-A).

Benefits for the end user

› Engineering excellence and unique design in one
› Most quiet unit (25dBA)
› Perfect working conditions: no more cold draughts
› Save up to 27% on your energy bill thanks to the optional sensors
› Flexible usage of space and suits any room configuration thanks to individual flap control
› User-friendly remote control, available in several languages.



Unique design

› Designed by a European design office to fully meet the European taste.
› Fully flat into the ceiling, leaving only 8mm.
› Fully integrated in the one ceiling tile, enabling lights, speakers and sprinklers to be installed in adjoining ceiling tiles.
› Decoration panel available in 2 colours (white and white-silver).



Differentiating in technology

Optional presence sensor
› When the room is empty, it can adjust the set temperature or switch off the unit – saving energy.
› When people are detected, the direction of the airflow is adapted to avoid cold draughts being directed towards occupants.

Optional floor sensor
› Detects the temperature difference and re-directs the airflow to ensure even temperature distribution.



Top efficiency

› Seasonal efficiency labels up to A++*
› When the room is empty, the sensor option can adjust the set temperature or switch off the unit – saving up to 27% energy.

* for FFA25,35A in combination with RXM25,35M9

Other benefits

› Individual flap control: easily control one or more flaps via the wired remote controller (BRC1E*/ BRC1H*) when rearranging the room. When fully closing or blocking the flaps, the option "Sealing member of air discharge outlet" is needed.
› Most silent cassette in the market (25dBA), important for office applications.

Marketing tools

› https://www.daikin.eu/en_us/product-group/fully-flat-cassette.html
› www.youtube.com/DaikinEurope

MART
BUDGET
TARGET
TOTAL
35 000
50 000
OFFER
WON

Fully flat cassette

Unique design in the market that integrates fully flat into the ceiling

- Fully flat integration in standard architectural ceiling tiles, leaving only 8mm
- Remarkable blend of iconic design and engineering excellence with an elegant finish in white or a combination of silver and white
- Unified indoor unit range for R-32 and R-410A
- Combining with R-32 Bluevolution technology, reduces environmental impact with 68% compared to R-410A, leads directly to lower energy consumption thanks to its high energy efficiency and has up to lower 16% refrigerant charge
- Two optional intelligent sensors improve energy efficiency and comfort

- Individual flap control: flexibility to suit every room layout without changing the location of the unit!
- Reduced energy consumption thanks to specially developed small tube heat exchanger, DC fan motor and drain pump
- Optional fresh air intake

- Branch duct discharge allows to optimize air distribution in irregular shaped rooms or to supply air to small adjacent rooms
- Standard drain pump with 630mm lift increases flexibility and installation speed

Efficiency data					FFA + RXM	25A + 25M9	35A + 35M9	50A + 50M9	60A + 60M9
Cooling capacity	Nom.				kW	2.50	3.40	5.00	5.70
Heating capacity	Nom.				kW	3.20	4.20	5.80	7.00
Power input	Cooling		Nom.		kW	0.55	0.89	1.54	1.87
	Heating		Nom.		kW	0.82	1.20	1.66	2.05
Seasonal efficiency (according to EN14825)	Cooling		Energy efficiency class			A++		A+	
			Pdesign		kW	2.50	3.40	5.00	5.70
			SEER			6.17	6.38	5.98	5.76
			Annual energy consumption		kWh	142	186	292	347
	Heating (Average climate)		Energy efficiency class			A+		A	A+
			Pdesign		kW	2.31	3.10	3.84	3.96
			SCOP/A			4.24	4.10	3.90	4.04
			Annual energy consumption		kWh	762	1,058	1,377	1,372

Indoor unit					FFA	25A	35A	50A	60A
Dimensions	Unit	HeightxWidthxDepth			mm	260x575x575			
Weight	Unit				kg	16.0		17.5	
Air filter	Type					Resin net			
Decoration panel	Model					BYFQ60C2W1W/BYFQ60C2W1S/BYFQ60B2W1/BYFQ60B3W1			
	Colour					White (N9.5)/SILVER/White (RAL9010)/WHITE (RAL9010)			
	Dimensions	HeightxWidthxDepth			mm	46x620x620 / 46x620x620 / 55x700x700 / 55x700x700			
	Weight				kg	2.8/2.8/2.7/2.7			
Fan	Air flow rate	Cooling	Low/Medium/High		m^3/min	6.5/8.0/9.0	6.5/8.5/10.0	7.5/10.0/12.0	9.5/12.5/14.5
		Heating	Low/Medium/High		m^3/min	6.5/8.0/9.0	6.5/8.5/10.0	7.5/10.0/12.0	9.5/12.5/14.5
Sound power level	Cooling				dBA	48	51	56	60
Sound pressure level	Cooling	Low/High			dBA	25.0/31.0	25.0/34.0	27.0/39.0	32.0/43.0
	Heating	Low/High			dBA	25.0/31.0	25.0/34.0	27.0/39.0	32.0/43.0
Control systems	Infrared remote control					BRC7EB530W (standard panel) / BRC7F530W (white panel) / BRC7F530S (grey panel)			
	Wired remote control					BRC1H51 / BRC1E53A / BRC1E53B / BRC1E53C / BRC1D52			
Power supply	Phase/Frequency/Voltage				Hz/V	1~/50/220-240			

Outdoor unit					RXM	25M9	35M9	50M9	60M9
Dimensions	Unit	HeightxWidthxDepth			mm	550x765x285		735x825x300	
Weight	Unit				kg	32		47	
Sound power level	Cooling				dBA	59	61	62	63
	Heating				dBA	59	61	62	63
Operation range	Cooling	Ambient	Min.~Max.		°CDB	-10~46			
	Heating	Ambient	Min.~Max.		°CWB	-15~18			
Refrigerant	Type					R-32			
	GWP					675.0			
	Charge				kg/TCO2Eq	0.76/0.52		1.40/0.95	1.45/0.98
Piping connections	Liquid	OD			mm	6,35		6,4	
	Gas	OD			mm	9.50		12.7	
	Piping length	OU - IU	Max.		m	20.0		30	
		System	Chargeless		m	10.0		-	
	Additional refrigerant charge				kg/m	0.02 (for piping length exceeding 10m)			
	Level difference	IU - OU	Max.		m	20.0			
Power supply	Phase/Frequency/Voltage				Hz/V	1~/50/220-240			
Current - 50Hz	Maximum fuse amps (MFA)				A	10		15	

(1) EER/COP according to Eurovent 2012, for use outside EU only.
(2) MFA is used to select the circuit breaker and the ground fault circuit interrupter (earth leakage circuit breaker). For more detailed information on each combination, please refer to the electrical data drawing.

Auto cleaning filter for concealed ceiling units

The unique automatic cleaning filter achieves higher efficiency and comfort with lower maintenance costs

Reduce running costs

› Automatic filter cleaning ensures low maintenance costs because the filter is always clean

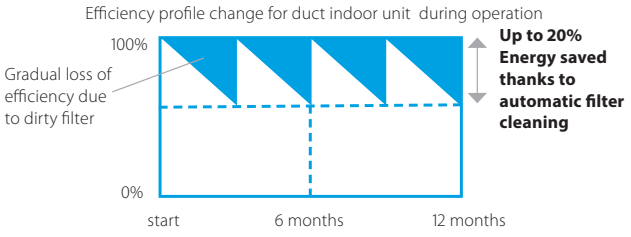

Minimal time required for filter cleaning

› The dust box can be emptied with a vacuum cleaner for fast and easy cleaning
› No more dirty ceilings

Improved indoor air quality

› Optimum airflow eliminates draft and insulates sound

Superb reliability

› Prevents clogged filters for seamless operation

Unique technology

› Unique and innovative filter technology inspired by the Daikin auto cleaning cassette

Unique in the market

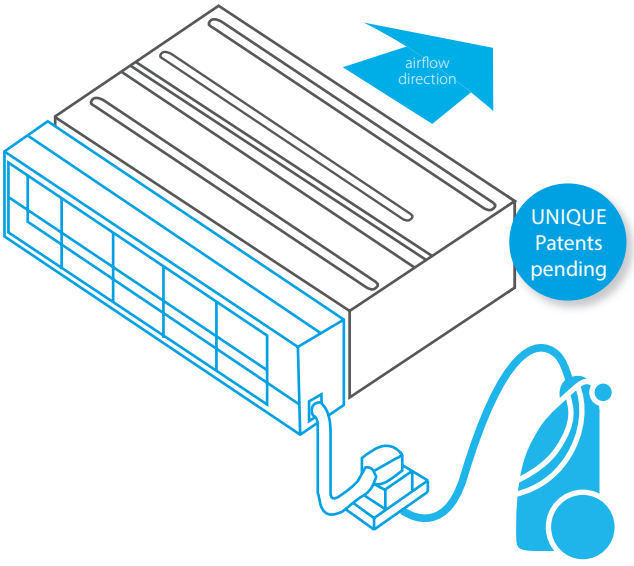

How does it work?

1 Scheduled automatic filter cleaning
2 Dust collects in a dust box that's integrated into the unit
3 The dust can easily be removed with a vacuum cleaner

Combination table

	Split / Sky Air				VRV						
	FDXM-F3				FXDQ-A3						
	25	35	50	60	15	20	25	32	40	50	63
BAE20A62	•	•			•	•	•	•			
BAE20A82									•	•	
BAE20A102			•	•							•

Specifications

	BAE20A62	BAE20A82	BAE20A102
Heigth (mm)	212		
Width (mm)	764	964	1164
Width (mm) (incl. hanger bracket)	984	1094	1294
Depth (mm)	201		

Multi zoning kit for concealed ceiling units

The multi-zoning system is a room-by-room controller. It is fitted with motorised dampers, which immediately adapt using Daikin ducted solutions. This system supports control of up to 8 zones via a centralised thermostat located in the main room and individual thermostats for each of the zones.

Benefits

Increased comfort

› Increases comfort levels by allowing more individual zone control
  - Up to 8 individual zones can be served thanks to separate modulating dampers
  - Individual thermostat for room-by-room or zone-by-zone control

Easy to install

› Automatic air flow adjustment according to the demand
› Easy to install, integrates with the Daikin indoor units and system controls
› Time saving as plenum comes fully pre-assembled with dampers, and control boards
› Reduces the amount of refrigerant required in the installation

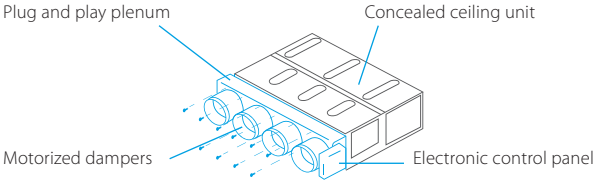

How does it work?

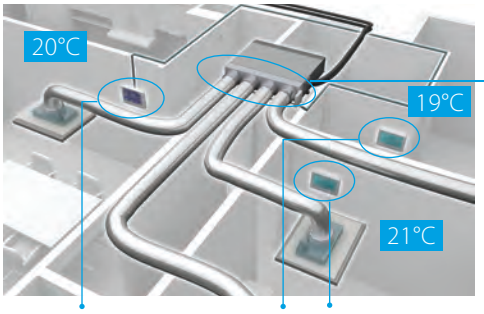

Individual zone thermostats

Zoning box: fully pre-assembled plenum with dampers

Blueface - Airzone Main Thermostat
› Color graphic interface for controlling zones
› Wired communication

AZCE6BLUEFACECB

Airzone Zone Thermostat
› Graphic interface with low-energy e-ink screen for controlling zones
› Radio communication

AZCE6THINKRB

Airzone Zone Thermostat
› Thermostat with buttons for controlling the temperature
› Radio communication

AZCE6LITERB

Compatibility

Number of motorised dampers		Reference	Dimensions H x W x D (mm)	Sky Air FDXM-F3 25	35	50	60	Sky Air FBA-A 35	50	60	71	100	125	140	Sky Air ADEQ-C 71	100	125	VRV FXDQ-A3 15	20	25	32	40	50	63	VRV FXSQ-A 15	20	25	32	40	50	63	71	80	100	125	140
Standard Ceiling Void	2	AZEZ6DAIST07XS2	300 x 930 x 454																						•	•	•	•							
		AZEZ6DAIST07S2						•	•																				•	•					
	3	AZEZ6DAIST07XS3	300 x 930 x 454																						•	•	•	•							
		AZEZ6DAIST07S3						•	•																				•	•					
	4	AZEZ6DAIST07S4	300 x 930 x 454					•	•																				•	•					
		AZEZ6DAIST07M4	300 x 1,140 x 454							•	•				•															•		•		
	5	AZEZ6DAIST07M5	300 x 1,425 x 454							•	•				•															•		•		
		AZEZ6DAIST07L5										•	•	•		•	•																•	•	
	6	AZEZ6DAIST07M6	300 x 1,638 x 454							•	•				•															•		•		
		AZEZ6DAIST07L6										•	•	•		•	•																•	•	
	7	AZEZ6DAIST07L7	515 x 1,425 x 454									•	•	•		•	•																•	•	
		AZEZ6DAIST07XL7																																	•
	8	AZEZ6DAIST07L8	515 x 1,425 x 454									•	•	•		•	•																•	•	
		AZEZ6DAIST07XL8																																	•
Compact Ceiling Void	2	AZEZ6DAISL01S2	210 x 720 x 444	•	•													•	•	•	•														
	3	AZEZ6DAISL01S3	210 x 720 x 444	•	•													•	•	•	•														
	4	AZEZ6DAISL01M4	210 x 930 x 444																			•	•												
	5	AZEZ6DAISL01L5	210 x 1,140 x 444			•	•																	•											

Concealed ceiling unit

Compact concealed ceiling unit, with a height of only 200mm

- Invisible unit as the unit is concealed in the ceiling: only the suction and discharge grilles are visible
- Compact dimensions, can easily be mounted in a ceiling void of only 240mm

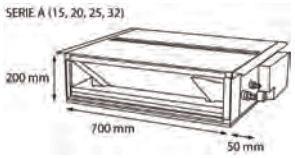

- Medium external static pressure up to 40Pa facilitates unit use with flexible ducts of varying lengths
- Unified indoor unit range for R-32 and R-410A
- Auto cleaning filter option ensures maximum efficiency, comfort and reliability by regular filter cleaning
- Multi zoning kit allows multiple individually-controlled climate zones to be served by one indoor unit
- Online controller (optional): control your indoor from any location with an app, via your local network or internet and keep an overview on your energy consumption

- Low energy consumption thanks to DC fan motor

Efficiency data				FDXM + RXM	25F3 + 25M9	35F3 + 35M9	50F3 + 50M9	60F3 + 60M9
Cooling capacity	Nom.			kW	2.40	3.40	5.00	6.00
Heating capacity	Nom.			kW	3.20	4.00	5.80	7.00
Power input	Cooling		Nom.	kW	0.64	1.14	1.63	2.05
	Heating		Nom.	kW	0.80	1.15	1.87	2.18
Seasonal efficiency (according to EN14825)	Cooling		Energy efficiency class		A+	A	A+	A
			Pdesign	kW	2.40	3.40	5.00	6.00
			SEER		5.68	5.26	5.77	5.56
			Annual energy consumption	kWh	148	226	303	315
	Heating (Average climate)		Energy efficiency class		A+	A		
			Pdesign	kW	2.60	2.90	4.00	4.60
			SCOP/A		4.24	3.88	3.93	3.80
			Annual energy consumption	kWh	858	1,046	1,424	1,693

Indoor unit				FDXM	25F3	35F3	50F3	60F3
Dimensions	Unit	HeightxWidthxDepth		mm	200x750x620		200x1,150x620	
Weight	Unit			kg	21		28	
Air filter	Type				Removable / washable			
Fan	Air flow rate	Cooling	Low/Medium/High	m^3/min	7.3/8.0/8.7		13.3/14.6/15.8	13.5/14.8/16.0
		Heating	Low/Medium/High	m^3/min	7.3/8.0/8.7		13.3/14.6/15.8	13.5/14.8/16.0
	External static pressure	Nom.		Pa	30		40	
Sound power level	Cooling			dBA	53		55	56
	Heating			dBA	53		55	56
Sound pressure level	Cooling	Low/High		dBA	27/35		30/38	
	Heating	Low/High		dBA	27/35		30/38	
Power supply	Phase/Frequency/Voltage			Hz/V	1~/50/220-240			

Outdoor unit				RXM	25M9	35M9	50M9	60M9
Dimensions	Unit	HeightxWidthxDepth		mm	550x765x285		735x825x300	
Weight	Unit			kg	32		47	
Sound power level	Cooling			dBA	59	61	62	63
	Heating			dBA	59	61	62	63
Operation range	Cooling	Ambient	Min.~Max.	°CDB	-10~46			
	Heating	Ambient	Min.~Max.	°CWB	-15~18			
Refrigerant	Type				R-32			
	GWP				675.0			
	Charge			kg/TCO2Eq	0.76/0.52		1.40/0.95	1.45/0.98
Piping connections	Liquid	OD		mm	6,35		6,4	
	Gas	OD		mm	9.50		12.7	
	Piping length	OU - IU	Max.	m	20.0		30	
	Additional refrigerant charge			kg/m	0.02 (for piping length exceeding 10m)			
	Level difference	IU - OU	Max.	m	20.0			
Power supply	Phase/Frequency/Voltage			Hz/V	1~/50/220-240			
Current - 50Hz	Maximum fuse amps (MFA)			A	10		15	

(1) EER/COP according to Eurovent 2012, for use outside EU only,
(2) MFA is used to select the circuit breaker and the ground fault circuit interrupter(earth leakage circuit breaker). For more detailed information on each combination, please refer to the electrical data drawing.

Sky Air Alpha-series
BLUEVOLUTION

Concealed ceiling unit with medium ESP

Slimmest yet most powerful medium static pressure unit on the market

- Combination with Sky Air Alpha-series ensures best in class quality, highest efficiency and performace
- Slimmest unit in class, only 245mm (300mm built-in height) and therefore narrow ceiling voids are no longer a challenge

- Low operation sound level down to 25dBA
- Medium external static pressure up to 150Pa facilitates using flexible ducts of varying lengths
- Unified indoor unit can be combined with R-32 and R-410A outdoor units, symplifying stock
- Combining with R-32 Bluevolution technology, reduces environmental impact with 68% compared to R-410A, leads directly to lower energy consumption thanks to its high energy efficiency and has up to lower 16% refrigerant charge
- Possibility to change ESP via wired remote control allows optimisation of the supply air volume
- Discretely concealed in the ceiling: only the suction and discharge grilles are visible
- Multi zoning kit allows multiple individually-controlled climate zones to be served by one indoor unit

- Reduced energy consumption thanks to specially developed DC fan motor
- Optional fresh air intake
- Flexible installation: air suction direction can be altered from rear to bottom suction and choice between free use or connection to optional suction grilles
- Standard built-in drain pump with 625mm lift increases flexibility and installation speed

Efficiency data				**FBA + RZAG**	71A + 71MV1	100A + 100MV1	125A + 125MV1	140A + 140MV1	71A + 71MY1	100A + 100MY1	125A + 125MY1	140A + 140MY1
Cooling capacity	Nom.			kW	6.80	9.50	12.1	13.4	6.80	9.50	12.1	13.4
Heating capacity	Nom.			kW	7.50	10.8	13.5	15.5	7.50	10.8	13.5	15.5
Seasonal efficiency (according to EN14825)	Cooling	Energy efficiency class			A++		-		A++		-	
		Pdesign		kW	6.80	9.50	12.1	13.4	6.80	9.50	12.1	13.4
		SEER			6.22	6.47	6.19	6.42	6.22	6.47	6.19	6.42
		Annual energy consumption		kWh	382	514	1,173	1,252	382	514	1,173	1,252
	Heating (Average climate)	Energy efficiency class			A+		-		A+		-	
		Pdesign		kW	4.70	7.80	9.52		4.70	7.80	9.52	
		SCOP/A			4.20	4.36	4.12	4.11	4.20	4.36	4.12	4.11
		Annual energy consumption		kWh	1,566	2,505	3,235	3,243	1,566	2,505	3,235	3,243

Indoor unit				**FBA**	71A	100A	125A	140A	71A	100A	125A	140A
Dimensions	Unit	HeightxWidthxDepth		mm	245x1,000x800	245x1,400x800			245x1,000x800	245x1,400x800		
Weight	Unit			kg	35.0	46.0			35.0	46.0		
Air filter	Type				Resin net							
Fan	Air flow rate	Cooling	Low/Medium/High	m^3/min	12.5/15.0/18.0	23.0/26.0/29.0	23.5/29.0/34.0		12.5/15.0/18.0	23.0/26.0/29.0	23.5/29.0/34.0	
		Heating	Low/Medium/High	m^3/min	12.5/15.0/18.0	23.0/26.0/29.0	23.5/29.0/34.0		12.5/15.0/18.0	23.0/26.0/29.0	23.5/29.0/34.0	
	External static pressure	Nom./High		Pa	30/150	40/150	50/150		30/150	40/150	50/150	
Sound power level	Cooling			dBA	56	58	62		56	58	62	
Sound pressure level	Cooling	Low/High		dBA	25.0/30.0	30.0/34.0	32.0/37.0		25.0/30.0	30.0/34.0	32.0/37.0	
	Heating	Low/High		dBA	25.0/31.0	30.0/36.0	32.0/38.0		25.0/31.0	30.0/36.0	32.0/38.0	
Control systems	Infrared remote control				BRC4C65 / BRC4C66							
	Wired remote control				BRC1H51 / BRC1E53A / BRC1E53B / BRC1E53C / BRC1D52							
Power supply	Phase/Frequency/Voltage			Hz/V	1~/50/60/220-240/220							

Outdoor unit				**RZAG**	71MV1	100MV1	125MV1	140MV1	71MY1	100MY1	125MY1	140MY1
Dimensions	Unit	HeightxWidthxDepth		mm	990x940x320	1,430x940x320			990x940x320	1,430x940x320		
Weight	Unit			kg	70	92			70	92		
Sound power level	Cooling			dBA	64	66	69	70	65	66	69	70
Sound pressure level	Cooling	Nom.		dBA	46	47	50	51	46	47	50	51
	Heating	Nom.		dBA	49	51	52		49	51	52	
Operation range	Cooling	Ambient	Min.~Max.	°CDB	-20~52							
	Heating	Ambient	Min.~Max.	°CWB	-20~18.0							
Refrigerant	Type/GWP				R-32/675							
	Charge			kg/TCO2Eq	2.95/1.99	3.75/2.53			2.95/1.99	3.75/2.53		
Piping connections	Liquid/Gas			mm	9.52/15.9							
	Piping length	OU - IU	Max.	m	55	85			55	85		
		System	Equivalent	m	75	100			75	100		
			Chargeless	m	40							
	Additional refrigerant charge			kg/m	See installation manual							
	Level difference	IU - OU	Max.	m	30.0							
Power supply	Phase/Frequency/Voltage			Hz/V	1~/50/220-240				3~/50/380-415			
Current - 50Hz	Maximum fuse amps (MFA)			A	20	32			16			

(1) EER/COP according to Eurovent 2012, for use outside EU only
(2) MFA is used to select the circuit breaker and the ground fault circuit interrupter (earth leakage circuit breaker). For more detailed information on each combination, please refer to the electrical data drawing.

Concealed ceiling unit with medium ESP

Slimmest yet most powerful medium static pressure unit on the market

- Combination with Sky Air Advance-series ensures good value for money for all types of commercial applications
- Slimmest unit in class, only 245mm (300mm built-in height)
- Low operation sound level down to 25dBA
- Medium external static pressure up to 150Pa facilitates using flexible ducts of varying lengths
- Unified indoor unit can be combined with R-32 and R-410A outdoor units, symplifying stock
- Combining with R-32 Bluevolution technology, reduces environmental impact with 68% compared to R-410A
- Possibility to change ESP via wired remote control allows optimisation of the supply air volume
- Discretely concealed in the ceiling: only the suction and discharge grilles are visible
- Multi zoning kit allows multiple individually-controlled climate zones to be served by one indoor unit



RZASG100-140MV1_MY1

BRC1H51W

BRP069A81

NEW with multi zoning option

Optimised supply air volume

Automatically selects the most appropriate fan curve to achieve the units' nominal air flow within ±10%

Why?

After installation the real ducting will frequently differ from the initially calculated air flow resistance → the real air flow may be much lower or higher than nominal, leading to a lack of capacity or uncomfortable air temperature

Automatic Airflow Adjustment function will adapt the unit's fan speed to any ducting automatically (10 or more fan curves are available on every model), making installation much faster

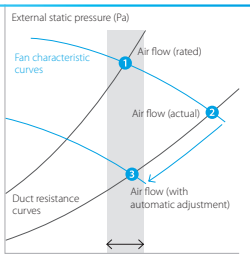

Efficiency data				FBA + RZASG	71A + 71MV1	100A + 100MV1	125A + 125MV1	140A + 140MV1	100A + 100MY1	125A + 125MY1	140A + 140MY1
Cooling capacity	Nom.			kW	6.80	9.50	12.1	13.4	9.50	12.1	13.4
Heating capacity	Nom.			kW	7.50	10.8	13.5	15.5	10.8	13.5	15.5
Seasonal efficiency (according to EN14825)	Cooling	Energy efficiency class			A++	A+	-		A+	-	
		Pdesign		kW	6.80	9.50	12.1	13.4	9.50	12.1	13.4
		SEER			6.19	5.83	5.47	5.81	5.83	5.47	5.81
		Annual energy consumption		kWh	385	570	1,378	1,384	570	1,378	1,384
	Heating (Average climate)	Energy efficiency class			A+	A	-		A	-	
		Pdesign		kW	4.50	6.00		7.80	6.00		7.80
		SCOP/A			4.01	3.85	3.63	3.85		3.63	3.85
		Annual energy consumption		kWh	1,571	2,182	2,314	2,836	2,182	2,314	2,836

Indoor unit					FBA	71A	100A	125A	140A	100A	125A	140A
Dimensions	Unit	HeightxWidthxDepth		mm	245x1,000x800	245x1,400x800						
Weight	Unit			kg	35.0	46.0						
Air filter	Type				Resin net							
Fan	Air flow rate	Cooling	Low/Medium/High	m³/min	12.5/15.0/18.0	23.0/26.0/29.0		23.5/29.0/34.0		23.0/26.0/29.0	23.5/29.0/34.0	
		Heating	Low/Medium/High	m³/min	12.5/15.0/18.0	23.0/26.0/29.0		23.5/29.0/34.0		23.0/26.0/29.0	23.5/29.0/34.0	
	External static pressure	Nom./High		Pa	30/150	40/150		50/150		40/150	50/150	
Sound power level	Cooling			dBA	56	58		62		58	62	
Sound pressure level	Cooling	Low/High		dBA	25.0/30.0	30.0/34.0		32.0/37.0		30.0/34.0	32.0/37.0	
	Heating	Low/High		dBA	25.0/31.0	30.0/36.0		32.0/38.0		30.0/36.0	32.0/38.0	
Control systems	Infrared remote control				BRC4C65 / BRC4C66							
	Wired remote control				BRC1H51 / BRC1E53A / BRC1E53B / BRC1E53C / BRC1D52							
Power supply	Phase/Frequency/Voltage			Hz/V	1~/50/60/220-240/220							

Outdoor unit				RZASG	71MV1	100MV1	125MV1	140MV1	100MY1	125MY1	140MY1
Dimensions	Unit	HeightxWidthxDepth		mm	770x900x320	990x940x320					
Weight	Unit			kg	60	70		78	70		77
Sound power level	Cooling			dBA	65	70	71	73	70	71	73
Sound pressure level	Cooling	Nom.		dBA	46	53		54	53		54
	Heating	Nom.		dBA	47	57					
Operation range	Cooling	Ambient	Min.~Max.	°CDB	-15~46						
	Heating	Ambient	Min.~Max.	°CWB	-15~15.5						
Refrigerant	Type/GWP				R-32/675						
	Charge			kg/TCO2Eq	2.45/1.65	2.60/1.76		2.90/1.96	2.60/1.76		2.90/1.96
Piping connections	Liquid/Gas			mm	9.52/15.9						
	Piping length	OU - IU	Max.	m	50						
		System	Equivalent	m	70						
			Chargeless	m	30						
	Additional refrigerant charge			kg/m	See installation manual						
	Level difference	IU - OU	Max.	m	30.0						
Power supply	Phase/Frequency/Voltage			Hz/V	1~/50/220-240				3~/50/380-415		
Current - 50Hz	Maximum fuse amps (MFA)			A	20	25		32	16	20	16

(1) EER/COP according to Eurovent 2012, for use outside EU only
(2) MFA is used to select the circuit breaker and the ground fault circuit interrupter (earth leakage circuit breaker). For more detailed information on each combination, please refer to the electrical data drawing.

Sky Air Active-series
BLUEVOLUTION

Concealed ceiling unit with medium ESP

Slimmest yet most powerful medium static pressure unit on the market

- Ideal solution for small businesses and shops
- Slimmest unit in class, only 245mm (300mm built-in height)
- Low operation sound level down to 25dBA
- Medium external static pressure up to 150Pa facilitates using flexible ducts of varying lengths
- Unified indoor unit can be combined with R-32 and R-410A outdoor units, symplifying stock
- Combining with R-32 Bluevolution technology, reduces environmental impact with 68% compared to R-410A
- Possibility to change ESP via wired remote control allows optimisation of the supply air volume
- Discretely concealed in the ceiling: only the suction and discharge grilles are visible
- Multi zoning kit allows multiple individually-controlled climate zones to be served by one indoor unit

Efficiency data				FBA + AZAS	71A + 71MV1	100A + 100MV1	125A + 125MV1	140A + 140MV1	100A + 100MY1	125A + 125MY1	140A + 140MY1
Cooling capacity	Nom.			kW	6.80	9.50	12.1	13.4	9.50	12.1	13.4
Heating capacity	Nom.			kW	7.50	10.8	13.5	15.5	10.8	13.5	15.5
Seasonal efficiency (according to EN14825)	Cooling		Energy efficiency class		A		-		A	-	
			Pdesign	kW	6.80	9.50	12.1	13.0	9.50	12.1	13.0
			SEER		5.57	5.25	4.85	5.50	5.25	4.85	5.50
			Annual energy consumption	kWh	427	633	1,497	1,418	633	1,497	1,418
	Heating (Average climate)		Energy efficiency class		A		-		A	-	
			Pdesign	kW	4.50	6.00		7.80	6.00		7.80
			SCOP/A		3.81		3.55	3.85	3.81	3.55	3.85
			Annual energy consumption	kWh	1,654	2,205	2,366	2,836	2,205	2,366	2,836

Indoor unit					FBA	71A	100A	125A	140A	100A	125A	140A
Dimensions	Unit	HeightxWidthxDepth		mm	245x1,000x800	245x1,400x800						
Weight	Unit			kg	35.0	46.0						
Air filter	Type				Resin net							
Fan	Air flow rate	Cooling	Low/Medium/High	m^3/min	12.5/15.0/18.0	23.0/26.0/29.0		23.5/29.0/34.0		23.0/26.0/29.0	23.5/29.0/34.0	
		Heating	Low/Medium/High	m^3/min	12.5/15.0/18.0	23.0/26.0/29.0		23.5/29.0/34.0		23.0/26.0/29.0	23.5/29.0/34.0	
	External static pressure	Nom./High		Pa	30/150	40/150		50/150		40/150	50/150	
Sound power level	Cooling			dBA	56	58		62		58	62	
Sound pressure level	Cooling	Low/High		dBA	25.0/30.0	30.0/34.0		32.0/37.0		30.0/34.0	32.0/37.0	
	Heating	Low/High		dBA	25.0/31.0	30.0/36.0		32.0/38.0		30.0/36.0	32.0/38.0	
Control systems	Infrared remote control				BRC4C65 / BRC4C66							
	Wired remote control				BRC1H51 / BRC1E53A / BRC1E53B / BRC1E53C / BRC1D52							
Power supply	Phase/Frequency/Voltage			Hz/V	1~/50/60/220-240/220							

Outdoor unit					AZAS	71MV1	100MV1	125MV1	140MV1	100MY1	125MY1	140MY1
Dimensions	Unit	HeightxWidthxDepth		mm	770x900x320	990x940x320						
Weight	Unit			kg	60	70			78	70		77
Sound power level	Cooling			dBA	65	70		71	73	70	71	73
Sound pressure level	Cooling	Nom.		dBA	46	53			54	53		54
	Heating	Nom.		dBA	47	57						
Operation range	Cooling	Ambient	Min.~Max.	°CDB	-5~46							
	Heating	Ambient	Min.~Max.	°CWB	-15~15.5							
Refrigerant	Type/GWP				R-32/675							
	Charge			kg/TCO2Eq	2.45/1.65	2.60/1.76			2.90/1.96	2.60/1.76		2.90/1.96
Piping connections	Liquid/Gas			mm	9.52/15.9							
	Piping length	OU - IU	Max.	m	30							
		System	Equivalent	m	50							
			Chargeless	m	30							
	Additional refrigerant charge			kg/m	See installation manual							
	Level difference	IU - OU	Max.	m	30.0							
Power supply	Phase/Frequency/Voltage			Hz/V	1~/50/220-240					3~/50/380-415		
Current - 50Hz	Maximum fuse amps (MFA)			A	20	25		32		16	20	

(1) EER/COP according to Eurovent 2012, for use outside EU only
(2) MFA is used to select the circuit breaker and the ground fault circuit interrupter (earth leakage circuit breaker). For more detailed information on each combination, please refer to the electrical data drawing.

Concealed ceiling unit with medium ESP

Slimmest yet most powerful medium static pressure unit on the market

- Combination with split outdoor units is ideal for small retail, offices or residential applications
- Slimmest unit in class, only 245mm (300mm built-in height)
- Low operation sound level down to 25dBA
- Medium external static pressure up to 150Pa facilitates using flexible ducts of varying lengths
- Unified indoor unit can be combined with R-32 and R-410A outdoor units, symplifying stock
- Combining with R-32 Bluevolution technology, reduces environmental impact with 68% compared to R-410A
- Possibility to change ESP via wired remote control allows optimisation of the supply air volume
- Discretely concealed in the ceiling: only the suction and discharge grilles are visible
- Multi zoning kit allows multiple individually-controlled climate zones to be served by one indoor unit



RXM20-35M9

BRC1H51W

BRP069A81

NEW with multi zoning option

Optimised supply air volume

Automatically selects the most appropriate fan curve to achieve the units' nominal air flow within ±10%

Why?

After installation the real ducting will frequently differ from the initially calculated air flow resistance → the real air flow may be much lower or higher than nominal, leading to a lack of capacity or uncomfortable air temperature

Automatic Airflow Adjustment function will adapt the unit's fan speed to any ducting automatically (10 or more fan curves are available on every model), making installation much faster

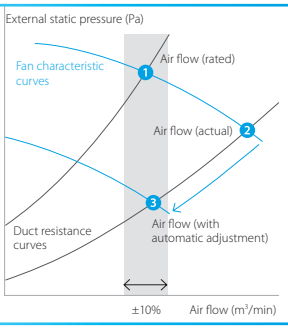

Efficiency data				FBA + RXM	35A + 35M9	50A + 50M9	60A + 60M9
Cooling capacity	Nom.			kW	3.40	5.00	5.70
Heating capacity	Nom.			kW	4.00	5.50	7.00
Power input	Cooling		Nom.	kW	0.85	1.41	1.64
	Heating		Nom.	kW	1.00	1.44	1.89
Seasonal efficiency (according to EN14825)	Cooling		Energy efficiency class		A++		A+
			Pdesign	kW	3.40	5.00	5.70
			SEER		6.23	6.27	5.91
			Annual energy consumption	kWh	191	279	337
	Heating (Average climate)		Energy efficiency class		A+		
			Pdesign	kW	2.90	4.40	4.60
			SCOP/A		4.07	4.06	4.01
			Annual energy consumption	kWh	996	1,517	1,607

Indoor unit				FBA	35A	50A	60A
Dimensions	Unit	HeightxWidthxDepth		mm	245x700x800		245x1,000x800
Weight	Unit			kg	28.0		35.0
Air filter	Type				Resin net		
Fan	Air flow rate	Cooling	Low/Medium/High	m^3/min	10.5/12.5/15.0		12.5/15.0/18.0
		Heating	Low/Medium/High	m^3/min	10.5/12.5/15.0		12.5/15.0/18.0
	External static pressure	Nom./High		Pa	30/150		
Sound power level	Cooling			dBA	60		56
Sound pressure level	Cooling	Low/High		dBA	29.0/35.0		25.0/30.0
	Heating	Low/High		dBA	29.0/37.0		25.0/31.0
Control systems	Infrared remote control				BRC4C65 / BRC4C66		
	Wired remote control				BRC1H51 / BRC1E53A / BRC1E53B / BRC1E53C / BRC1D52		
Power supply	Phase/Frequency/Voltage			Hz/V	1~/50/60/220-240/220		

Outdoor unit				RXM	35M9	50M9	60M9
Dimensions	Unit	HeightxWidthxDepth		mm	550x765x285	735x825x300	
Weight	Unit			kg	32	47	
Sound power level	Cooling			dBA	61	62	63
	Heating			dBA	61	62	63
Operation range	Cooling	Ambient	Min.~Max.	°CDB	-10~46		
	Heating	Ambient	Min.~Max.	°CWB	-15~18		
Refrigerant	Type				R-32		
	GWP				675.0		
	Charge			kg/TCO2Eq	0.76/0.52	1.40/0.95	1.45/0.98
Piping connections	Liquid	OD		mm	6,35	6,4	
	Gas	OD		mm	9.50	12.7	
	Piping length	OU - IU	Max.	m	20.0	30	
	Additional refrigerant charge			kg/m	0.02 (for piping length exceeding 10m)		
	Level difference	IU - OU	Max.	m	20.0		
Power supply	Phase/Frequency/Voltage			Hz/V	1~/50/220-240		
Current - 50Hz	Maximum fuse amps (MFA)			A	10	15	

(1) EER/COP according to Eurovent 2012, for use outside EU only
(2) MFA is used to select the circuit breaker and the ground fault circuit interrupter (earth leakage circuit breaker). For more detailed information on each combination, please refer to the electrical data drawing.

Sky Air Alpha-series BLUEVOLUTION

Sky Air Advance-serie BLUEVOLUTION

Concealed ceiling unit with high ESP

ESP up to 200, ideal for large sized spaces

- Unified range for R-32 and R-410A simplifying stock
- High external static pressure up to 200Pa facilitates extensive duct and grille network
- Possibility to change ESP via wired remote control allows optimisation of the supply air volume
- Discretely concealed in the ceiling: only the suction and discharge grilles are visible
- Reduced energy consumption thanks to specially developed DC fan motor
- No optional adapter needed for DIII-connection, link your unit into the wider building management system.
- Flexible installation, as the air suction direction can be altered from rear to bottom suction
- Standard built-in drain pump with 625mm lift increases flexibility and installation speed



					Sky Air Alpha-series		Sky Air Advance-series	
Efficiency data			**FDA + RZAG/RZASG**		**125A + 125MV1**	**125A + 125MY1**	**125A + 125MV1**	**125A + 125MY1**
Cooling capacity	Nom.			kW	12.1			
Heating capacity	Nom.			kW	13.5			
Seasonal efficiency (according to EN14825)	Cooling	Energy efficiency class			-	-	-	-
		Pdesign		kW	12.1			
		SEER			6.59		5.03	
		Annual energy consumption		kWh	1,102		1,444	
	Heating (Average climate)	Energy efficiency class			-	-	-	-
		Pdesign		kW	9.52		6.00	
		SCOP/A			4.08		3.58	
		Annual energy consumption		kWh	3,267		2,346	

Indoor unit				**FDA**
Dimensions	Unit	HeightxWidthxDepth	mm	300x1,400x700
Required ceiling void >			mm	350
Weight	Unit		kg	45
Decoration panel	Model			BYBS125DJW1
	Colour			White (10Y9/0.5)
	Dimensions	HeightxWidthxDepth	mm	55x1,500x500
	Weight		kg	6.5
Air filter	Type			Resin net with mold resistance
Fan - Air flow rate	Cooling	High/Low	m^3/min	39/28
	Heating	High/Low	m^3/min	39/28
Fan - External static pressure	High/Nom./Maximum available/High		Pa	200/50/-
Sound power level	Cooling		dBA	66
Sound pressure level	Cooling	High/Low	dBA	40/33
	Heating	High/Low	dBA	40/33
Refrigerant	Type			R-32 / R-410A
Control systems	Infrared remote control			BRC4C65
	Wired remote control			BRC1H51 / BRC1E53A / BRC1E53B / BRC1E53C / BRC1D52
Power supply	Phase / Frequency / Voltage		Hz / V	1~ / 50/60 / 220-240/220

Outdoor unit					**RZAG/RZASG**	**125MV1**	**125MY1**	**125MV1**	**125MY1**
Dimensions	Unit	HeightxWidthxDepth			mm	1,430x940x320	1,430x940x320	990x940x320	990x940x320
Weight	Unit				kg	92	92	70	70
Sound power level	Cooling				dBA	69	69	71	71
Sound pressure level	Cooling	Nom.			dBA	50	50	53	53
	Heating	Nom.			dBA	52	52	57	57
Operation range	Cooling	Ambient	Min.~Max.		°CDB	-20~52		-15~46	
	Heating	Ambient	Min.~Max.		°CWB	-20~18		-15~15,5	
Refrigerant	Type					R-32			
	Charge				kg	3,75		2,6	
					TCO_2eq	2,53		1,76	
	GWP					675			
Piping connections	Piping length	OU - IU	Max.		m	85		50	
		System	Chargeless		m	40		30	
Power supply	Phase / Frequency / Voltage				Hz / V	1~/50/220-240	3N~/50 / 380-415	1~/50/220-240	3N~/50 / 380-415

(1) EER/COP according to Eurovent 2012, for use outside EU only
(2) MFA is used to select the circuit breaker and the ground fault circuit interrupter (earth leakage circuit breaker). For more detailed information on each combination, please refer to the electrical data drawing.

Sky Air Alpha-series
BLUEVOLUTION

Wall mounted unit

For rooms with no false ceilings nor free floor space

- Combination with Sky Air Alpha-series ensures best in class quality, highest efficiency and performance
- Flat, stylish front panel blends easily within any interior décor and is easier to clean
- Can easily be installed in both new and refurbishment projects
- Unified indoor unit range for R-32 and R-410A
- Combining with R-32 Bluevolution technology, reduces environmental impact with 68% compared to R-410A, leads directly to lower energy consumption thanks to its high energy efficiency and has up to lower 16% refrigerant charge
- Reduced energy consumption thanks to specially developed DC fan motor
- The air is comfortably spread up- and downwards thanks to 5 different discharge angles that can be programmed via the remote control
- Maintenance operations can be performed easily from the front of the unit
- Flexible to install as the largest casing only weighs 17kg and piping connection can be done at the bottom, left or right of the unit

FAA-A

RZAG100-140MV1_MY1

BRC1H51W

BRP069A81

Efficiency data				FAA + RZAG	71A + 71MV1	100A + 100MV1	71A + 71MY1	100A + 100MY1
Cooling capacity	Nom.			kW	6.80	9.50	6.80	9.50
Heating capacity	Nom.			kW	7.50	10.8	7.50	10.8
Seasonal efficiency (according to EN14825)	Cooling		Energy efficiency class		A++			
			Pdesign	kW	6.80	9.50	6.80	9.50
			SEER		6.58	6.42	6.58	6.42
			Annual energy consumption	kWh	362	518	362	518
	Heating (Average climate)		Energy efficiency class		A+			
			Pdesign	kW	4.70	7.80	4.70	7.80
			SCOP/A		4.02	4.01	4.02	4.01
			Annual energy consumption	kWh	1,637	2,723	1,637	2,723

Indoor unit				FAA	71A	100A	71A	100A
Dimensions	Unit	HeightxWidthxDepth		mm	290x1,050x238	340x1,200x240	290x1,050x238	340x1,200x240
Weight	Unit			kg	13.0	17.0	13.0	17.0
Air filter	Type				-			
Fan	Air flow rate	Cooling	Low/Medium/High	m^3/min	14.0/16/18.0	19.0/23/26.0	14.0/16/18.0	19.0/23/26.0
		Heating	Low/Medium/High	m^3/min	14.0/16.0/18.0	19.0/23.0/26.0	14.0/16.0/18.0	19.0/23.0/26.0
Sound power level	Cooling			dBA	61	65	61	65
	Heating			dBA	61	65	61	65
Sound pressure level	Cooling	Low/High		dBA	40/45	41/49	40/45	41/49
	Heating	Low/High		dBA	40/45	41/49	40/45	41/49
Control systems	Infrared remote control				BRC7EB518			
	Wired remote control				BRC1H51 / BRC1E53A / BRC1E53B / BRC1E53C / BRC1D52			
Power supply	Phase/Frequency/Voltage			Hz/V	1~/50/220-240			

Outdoor unit				RZAG	71MV1	100MV1	71MY1	100MY1
Dimensions	Unit	HeightxWidthxDepth		mm	990x940x320	1,430x940x320	990x940x320	1,430x940x320
Weight	Unit			kg	70	92	70	92
Sound power level	Cooling			dBA	64	66	65	66
Sound pressure level	Cooling	Nom.		dBA	46	47	46	47
	Heating	Nom.		dBA	49	51	49	51
Operation range	Cooling	Ambient	Min.~Max.	°CDB	-20~52			
	Heating	Ambient	Min.~Max.	°CWB	-20~18			
Refrigerant	Type/GWP				R-32/675			
	Charge			kg/TCO2Eq	2.95/1.99	3.75/2.53	2.95/1.99	3.75/2.53
Piping connections	Liquid/Gas			mm	9.52/15.9			
	Piping length	OU - IU	Max.	m	55	85	55	85
		System	Equivalent	m	75	100	75	100
			Chargeless	m	40			
	Additional refrigerant charge			kg/m	See installation manual			
	Level difference	IU - OU	Max.	m	30.0			
Power supply	Phase/Frequency/Voltage			Hz/V	1~/50/220-240		3~/50/380-415	
Current - 50Hz	Maximum fuse amps (MFA)			A	20	32	16	

(1) EER/COP according to Eurovent 2012, for use outside EU only

(2) MFA is used to select the circuit breaker and the ground fault circuit interrupter (earth leakage circuit breaker). For more detailed information on each combination, please refer to the electrical data drawing.

Wall mounted unit

For rooms with no false ceilings nor free floor space

- Combination with Sky Air Advance-series ensures good value for money for all types of commercial applications
- Flat, stylish front panel blends easily within any interior décor and is easier to clean
- Can easily be installed in both new and refurbishment projects
- Unified indoor unit range for R-32 and R-410A
- Combining with R-32 Bluevolution technology, reduces environmental impact with 68% compared to R-410A, leads directly to lower energy consumption thanks to its high energy efficiency and has up to lower 16% refrigerant charge

FAA-A

RZASG100-140MV1_MY1

BRC1H51W

BRP069A81

Efficiency data				FAA + RZASG	71A + 71MV1	100A + 100MV1	100A + 100MY1
Cooling capacity	Nom.			kW	6.80	9.50	
Heating capacity	Nom.			kW	7.50	10.8	
Seasonal efficiency (according to EN14825)	Cooling		Energy efficiency class		A++	A+	
			Pdesign	kW	6.80	9.50	
			SEER		6.41	5.83	
			Annual energy consumption	kWh	371	570	
	Heating (Average climate)		Energy efficiency class		A		
			Pdesign	kW	4.50	6.00	
			SCOP/A		3.90	3.85	
			Annual energy consumption	kWh	1,615	2,182	

Indoor unit				FAA	71A	100A	100A
Dimensions	Unit	HeightxWidthxDepth		mm	290x1,050x238	340x1,200x240	
Weight	Unit			kg	13.0	17.0	
Air filter	Type				-		
Fan	Air flow rate	Cooling	Low/Medium/High	m^3/min	14.0/16/18.0	19.0/23/26.0	
		Heating	Low/Medium/High	m^3/min	14.0/16.0/18.0	19.0/23.0/26.0	
Sound power level	Cooling			dBA	61	65	
	Heating			dBA	61	65	
Sound pressure level	Cooling	Low/High		dBA	40/45	41/49	
	Heating	Low/High		dBA	40/45	41/49	
Control systems	Infrared remote control				BRC7EB518		
	Wired remote control				BRC1H51 / BRC1E53A / BRC1E53B / BRC1E53C / BRC1D52		
Power supply	Phase/Frequency/Voltage			Hz/V	1~/50/220-240		

Outdoor unit				RZASG	71MV1	100MV1	100MY1
Dimensions	Unit	HeightxWidthxDepth		mm	770x900x320	990x940x320	
Weight	Unit			kg	60	70	
Sound power level	Cooling			dBA	65	70	
Sound pressure level	Cooling	Nom.		dBA	46	53	
	Heating	Nom.		dBA	47	57	
Operation range	Cooling	Ambient	Min.~Max.	°CDB	-15~46		
	Heating	Ambient	Min.~Max.	°CWB	-15~15,5		
Refrigerant	Type/GWP				R-32/675		
	Charge			kg/TCO2Eq	2.45/1.65	2.60/1.76	
Piping connections	Liquid/Gas			mm	9.52/15.9		
	Piping length	OU - IU	Max.	m	50		
		System	Equivalent	m	70		
			Chargeless	m	30		
	Additional refrigerant charge			kg/m	See installation manual		
	Level difference	IU - OU	Max.	m	30.0		
Power supply	Phase/Frequency/Voltage			Hz/V	1~/50/220-240		3~/50/380-415
Current - 50Hz	Maximum fuse amps (MFA)			A	20	25	16

(1) EER/COP according to Eurovent 2012, for use outside EU only
(2) MFA is used to select the circuit breaker and the ground fault circuit interrupter (earth leakage circuit breaker). For more detailed information on each combination, please refer to the electrical data drawing.

Sky Air Active-series
BLUEVOLUTION

Wall mounted unit

For rooms with no false ceilings nor free floor space

- Ideal solution for small businesses and shops
- Flat, stylish front panel blends easily within any interior décor and is easier to clean
- Can easily be installed in both new and refurbishment projects
- Unified indoor unit range for R-32 and R-410A
- Combining with R-32 Bluevolution technology, reduces environmental impact with 68% compared to R-410A, leads directly to lower energy consumption thanks to its high energy efficiency and has up to lower 16% refrigerant charge

FAA-A

AZAS71MV1

BRC1H51W BRP069A81

Efficiency data				FAA + AZAS	71A + 71MV1	100A + 100MV1	100A + 100MY1
Cooling capacity	Nom.			kW	6.80	9.50	
Heating capacity	Nom.			kW	7.50	10.8	
Seasonal efficiency (according to EN14825)	Cooling		Energy efficiency class		A+	A	
			Pdesign	kW	6.80	9.50	
			SEER		5.77	5.25	
			Annual energy consumption	kWh	412	633	
	Heating (Average climate)		Energy efficiency class		A		
			Pdesign	kW	4.50	6.00	
			SCOP/A		3.81		
			Annual energy consumption	kWh	1,654	2,205	

Indoor unit				FAA	71A	100A	100A
Dimensions	Unit	HeightxWidthxDepth		mm	290x1,050x238	340x1,200x240	
Weight	Unit			kg	13.0	17.0	
Air filter	Type				-		
Fan	Air flow rate	Cooling	Low/Medium/High	m^3/min	14.0/16/18.0	19.0/23/26.0	
		Heating	Low/Medium/High	m^3/min	14.0/16.0/18.0	19.0/23.0/26.0	
Sound power level	Cooling			dBA	61	65	
	Heating			dBA	61	65	
Sound pressure level	Cooling	Low/High		dBA	40/45	41/49	
	Heating	Low/High		dBA	40/45	41/49	
Control systems	Infrared remote control				BRC7EB518		
	Wired remote control				BRC1H51 / BRC1E53A / BRC1E53B / BRC1E53C / BRC1D52		
Power supply	Phase/Frequency/Voltage			Hz/V	1~/50/220-240		

Outdoor unit				AZAS	71MV1	100MV1	100MY1
Dimensions	Unit	HeightxWidthxDepth		mm	770x900x320	990x940x320	
Weight	Unit			kg	60	70	
Sound power level	Cooling			dBA	65	70	
Sound pressure level	Cooling	Nom.		dBA	46	53	
	Heating	Nom.		dBA	47	57	
Operation range	Cooling	Ambient	Min.~Max.	°CDB	-5~46		
	Heating	Ambient	Min.~Max.	°CWB	-15~15,5		
Refrigerant	Type/GWP				R-32/675		
	Charge			kg/TCO2Eq	2.45/1.65	2.60/1.76	
Piping connections	Liquid/Gas			mm	9.52/15.9		
	Piping length	OU - IU	Max.	m	30		
		System	Equivalent	m	50		
			Chargeless	m	30		
	Additional refrigerant charge			kg/m	See installation manual		
	Level difference	IU - OU	Max.	m	30.0		
Power supply	Phase/Frequency/Voltage			Hz/V	1~/50/220-240		3~/50/380-415
Current - 50Hz	Maximum fuse amps (MFA)			A	20	25	16

(1) EER/COP according to Eurovent 2012, for use outside EU only
(2) MFA is used to select the circuit breaker and the ground fault circuit interrupter (earth leakage circuit breaker). For more detailed information on each combination, please refer to the electrical data drawing.

Ceiling suspended unit

For wide rooms with no false ceilings nor free floor space

- Combination with Sky Air Alpha-series ensures best in class quality, highest efficiency and performance
- Ideal for comfortable air flow in wide rooms thanks to Coanda effect: up to 100° discharge angle

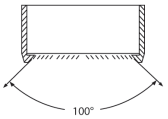

- Even rooms with ceilings up to 3.8m can be heated up or cooled down very easily without capacity loss
- Can easily be installed in both new and refurbishment projects
- Unified indoor unit range for R-32 and R-410A
- Combining with R-32 Bluevolution technology, reduces environmental impact with 68% compared to R-410A, leads directly to lower energy consumption thanks to its high energy efficiency and has up to lower 16% refrigerant charge
- Can easily be mounted in corners and narrow spaces, as it only needs 30mm lateral service space

- Reduced energy consumption thanks to specially developed small tube heat exchanger, DC fan motor and drain pump
- 5 different fan speeds available for maximum comfort
- Stylish unit blends easily with any interior. The flaps close entirely when the unit is not operating and there are no air intake grilles visible

Efficiency data				**FHA + RZAG**	71A + 71MV1	100A + 100MV1	125A + 125MV1	140A + 140MV1	71A + 71MY1	100A + 100MY1	125A + 125MY1	140A + 140MY1
Cooling capacity	Nom.			kW	6.80	9.50	12.1	13.4	6.80	9.50	12.1	13.4
Heating capacity	Nom.			kW	7.50	10.8	13.5	15.5	7.50	10.8	13.5	15.5
Seasonal efficiency (according to EN14825)	Cooling		Energy efficiency class		A++		-		A++		-	
			Pdesign	kW	6.80	9.50	12.1	13.4	6.80	9.50	12.1	13.4
			SEER		7.11	6.42	8.22	6.42	7.11	6.42	8.22	6.42
			Annual energy consumption	kWh	335	518	883	1,252	335	518	883	1,252
	Heating (Average climate)		Energy efficiency class		A+	A++	-		A+	A++	-	
			Pdesign	kW	4.70	7.80	9.52		4.70	7.80	9.52	
			SCOP/A		4.32	4.61	4.09	4.30	4.32	4.61	4.09	4.30
			Annual energy consumption	kWh	1,523	2,369	3,259	3,100	1,523	2,369	3,259	3,100

Indoor unit					**FHA**	**71A**	**100A**	**125A**	**140A**	**71A**	**100A**	**125A**	**140A**
Dimensions	Unit	HeightxWidthxDepth		mm	235x1,270x690	235x1,590x690				235x1,270x690	235x1,590x690		
Weight	Unit			kg	32.0	38.0				32.0	38.0		
Air filter	Type				Resin net								
Fan	Air flow rate	Cooling	Low/Medium/High	m^3/min	14.0/17.0/20.5	20.0/24.0/28.0	23.0/27.0/31.0	24.0/29.0/34.0		14.0/17.0/20.5	20.0/24.0/28.0	23.0/27.0/31.0	24.0/29.0/34.0
		Heating	Low/Medium/High	m^3/min	14.0/17.0/20.5	20.0/24.0/28.0	23.0/27.0/31.0	24.0/29.0/34.0		14.0/17.0/20.5	20.0/24.0/28.0	23.0/27.0/31.0	24.0/29.0/34.0
Sound power level	Cooling			dBA	55	60	62	64		55	60	62	64
Sound pressure level	Cooling	Low/High		dBA	34/38	34/42	37/44	38/46		34/38	34/42	37/44	38/46
	Heating	Nom./High		dBA	36/38	38/42	41/44	42/46		36/38	38/42	41/44	42/46
Control systems	Infrared remote control				BRC7GA53 / BRC7GA56								
	Wired remote control				BRC1H51 / BRC1E53A / BRC1E53B / BRC1E53C / BRC1D52								
Power supply	Phase/Frequency/Voltage			Hz/V	1~/50/220-240								

Outdoor unit				**RZAG**	**71MV1**	**100MV1**	**125MV1**	**140MV1**	**71MY1**	**100MY1**	**125MY1**	**140MY1**
Dimensions	Unit	HeightxWidthxDepth	mm		990x940x320	1,430x940x320			990x940x320	1,430x940x320		
Weight	Unit		kg		70	92			70	92		
Sound power level	Cooling		dBA		64	66	69	70	65	66	69	70
Sound pressure level	Cooling	Nom.	dBA		46	47	50	51	46	47	50	51
	Heating	Nom.	dBA		49	51	52		49	51	52	
Operation range	Cooling	Ambient	Min.~Max.	°CDB	-20~52							
	Heating	Ambient	Min.~Max.	°CWB	-20~18							
Refrigerant	Type/GWP				R-32/675							
	Charge			kg/TCO2Eq	2.95/1.99	3.75/2.53			2.95/1.99	3.75/2.53		
Piping connections	Liquid/Gas			mm	9.52/15.9							
	Piping length	OU - IU	Max.	m	55	85			55	85		
		System	Equivalent	m	75	100			75	100		
			Chargeless	m	40							
	Additional refrigerant charge			kg/m	See installation manual							
	Level difference	IU - OU	Max.	m	30.0							
Power supply	Phase/Frequency/Voltage			Hz/V	1~/50/220-240				3~/50/380-415			
Current - 50Hz	Maximum fuse amps (MFA)			A	20	32			16			

(1) EER/COP according to Eurovent 2012, for use outside EU only
(2) MFA is used to select the circuit breaker and the ground fault circuit interrupter (earth leakage circuit breaker). For more detailed information on each combination, please refer to the electrical data drawing.

Sky Air Advance-series
BLUEVOLUTION

Ceiling suspended unit

For wide rooms with no false ceilings nor free floor space

- Combination with Sky Air Advance-series ensures good value for money for all types of commercial applications
- Ideal for comfortable air flow in wide rooms thanks to Coanda effect: up to 100° discharge angle
- Even rooms with ceilings up to 3.8m can be heated up or cooled down very easily without capacity loss
- Can easily be installed in both new and refurbishment projects
- Unified indoor unit range for R-32 and R-410A
- Combining with R-32 Bluevolution technology, reduces environmental impact with 68% compared to R-410A, leads directly to lower energy consumption thanks to its high energy efficiency and has up to lower 16% refrigerant charge

FHA-A

RZASG100-140MV1_MY1

BRC1H51W BRP069A81

Efficiency data				FHA + RZASG	71A + 71MV1	100A + 100MV1	125A + 125MV1	140A + 140MV1	100A + 100MY1	125A + 125MY1	140A + 140MY1
Cooling capacity	Nom.			kW	6.80	9.50	12.1	13.4	9.50	12.1	13.4
Heating capacity	Nom.			kW	7.50	10.8	13.5	15.5	10.8	13.5	15.5
Seasonal efficiency (according to EN14825)	Cooling		Energy efficiency class		A+		-		A+	-	
			Pdesign	kW	6.80	9.50	12.1	13.4	9.50	12.1	13.4
			SEER		5.95	5.83	5.83	5.88	5.83	5.83	5.88
			Annual energy consumption	kWh	400	570	1,297	1,368	570	1,297	1,368
	Heating (Average climate)		Energy efficiency class		A		-		A	-	
			Pdesign	kW	4.50	6.00		7.80	6.00		7.80
			SCOP/A		3.90	3.91	3.83	3.81	3.91	3.83	3.81
			Annual energy consumption	kWh	1,616	2,148	2,193	2,866	2,148	2,193	2,866

Indoor unit				FHA	71A	100A	125A	140A	100A	125A	140A
Dimensions	Unit	HeightxWidthxDepth		mm	235x1,270x690	235x1,590x690					
Weight	Unit			kg	32.0	38.0					
Air filter	Type				Resin net						
Fan	Air flow rate	Cooling	Low/Medium/High	m^3/min	14.0/17.0/20.5	20.0/24.0/28.0	23.0/27.0/31.0	24.0/29.0/34.0	20.0/24.0/28.0	23.0/27.0/31.0	24.0/29.0/34.0
		Heating	Low/Medium/High	m^3/min	14.0/17.0/20.5	20.0/24.0/28.0	23.0/27.0/31.0	24.0/29.0/34.0	20.0/24.0/28.0	23.0/27.0/31.0	24.0/29.0/34.0
Sound power level	Cooling			dBA	55	60	62	64	60	62	64
Sound pressure level	Cooling	Low/High		dBA	34/38	34/42	37/44	38/46	34/42	37/44	38/46
	Heating	Nom./High		dBA	36/38	38/42	41/44	42/46	38/42	41/44	42/46
Control systems	Infrared remote control				BRC7GA53 / BRC7GA56						
	Wired remote control				BRC1H51 / BRC1E53A / BRC1E53B / BRC1E53C / BRC1D52						
Power supply	Phase/Frequency/Voltage			Hz/V	1~/50/220-240						

Outdoor unit				RZASG	71MV1	100MV1	125MV1	140MV1	100MY1	125MY1	140MY1
Dimensions	Unit	HeightxWidthxDepth		mm	770x900x320	990x940x320					
Weight	Unit			kg	60	70		78	70		77
Sound power level	Cooling			dBA	65	70	71	73	70	71	73
Sound pressure level	Cooling	Nom.		dBA	46	53		54	53		54
	Heating	Nom.		dBA	47	57					
Operation range	Cooling	Ambient	Min.~Max.	°CDB	-15~46						
	Heating	Ambient	Min.~Max.	°CWB	-15~15.5						
Refrigerant	Type/GWP				R-32/675						
	Charge			kg/TCO2Eq	2.45/1.65	2.60/1.76		2.90/1.96	2.60/1.76		2.90/1.96
Piping connections	Liquid/Gas			mm	9.52/15.9						
	Piping length	OU - IU	Max.	m	50						
		System	Equivalent	m	70						
			Chargeless	m	30						
	Additional refrigerant charge			kg/m	See installation manual						
	Level difference	IU - OU	Max.	m	30.0						
Power supply	Phase/Frequency/Voltage			Hz/V	1~/50/220-240				3~/50/380-415		
Current - 50Hz	Maximum fuse amps (MFA)			A	20	25	32		16		

(1) EER/COP according to Eurovent 2012, for use outside EU only

(2) MFA is used to select the circuit breaker and the ground fault circuit interrupter (earth leakage circuit breaker). For more detailed information on each combination, please refer to the electrical data drawing.

Ceiling suspended unit

For wide rooms with no false ceilings nor free floor space

- Combination with split outdoor units is ideal for small retail, offices or residential applications
- Ideal for comfortable air flow in wide rooms thanks to Coanda effect: up to 100° discharge angle
- Even rooms with ceilings up to 3.8m can be heated up or cooled down very easily without capacity loss
- Can easily be installed in both new and refurbishment projects
- Unified indoor unit range for R-32 and R-410A
- Combining with R-32 Bluevolution technology, reduces environmental impact with 68% compared to R-410A, leads directly to lower energy consumption thanks to its high energy efficiency and has up to lower 16% refrigerant charge

FHA-A

RXM20-35M9

BRC1H51W

BRP069A81

Efficiency data					FHA + RXM	35A + 35M9	50A + 50M9	60A + 60M9
Cooling capacity	Nom.				kW	3.40	5.00	5.70
Heating capacity	Nom.				kW	4.00	6.00	7.20
Power input	Cooling		Nom.		kW	0.91	1.56	1.73
	Heating		Nom.		kW	0.98	1.79	2.17
Seasonal efficiency (according to EN14825)	Cooling		Energy efficiency class			A++	A+	
			Pdesign		kW	3.40	5.00	5.70
			SEER			6.24	5.92	6.08
			Annual energy consumption		kWh	191	295	328
	Heating (Average climate)		Energy efficiency class			A+	A	
			Pdesign		kW	3.10	4.35	4.71
			SCOP/A			4.43	3.86	3.87
			Annual energy consumption		kWh	979	1,578	1,704

Indoor unit					FHA	35A	50A	60A
Dimensions	Unit	HeightxWidthxDepth			mm	235x960x690		235x1,270x690
Weight	Unit				kg	24.0	25.0	31.0
Air filter	Type					Resin net		
Fan	Air flow rate	Cooling	Low/Medium/High		m^3/min	10.0/11.5/14.0	10.0/12.0/15.0	11.5/15.0/19.5
		Heating	Low/Medium/High		m^3/min	10.0/11.5/14.0	10.0/12.0/15.0	11.5/15.0/19.5
Sound power level	Cooling				dBA	53	54	
Sound pressure level	Cooling	Low/High			dBA	31/36	32/37	33/37
	Heating	Nom./High			dBA	34/36	35/37	
Control systems	Infrared remote control					BRC7GA53 / BRC7GA56		
	Wired remote control					BRC1H51 / BRC1E53A / BRC1E53B / BRC1E53C / BRC1D52		
Power supply	Phase/Frequency/Voltage				Hz/V	1~/50/220-240		

Outdoor unit					RXM	35M9	50M9	60M9
Dimensions	Unit	HeightxWidthxDepth			mm	550x765x285	735x825x300	
Weight	Unit				kg	32	47	
Sound power level	Cooling				dBA	61	62	63
	Heating				dBA	61	62	63
Operation range	Cooling	Ambient	Min.~Max.		°CDB	-10~46		
	Heating	Ambient	Min.~Max.		°CWB	-15~18		
Refrigerant	Type					R-32		
	GWP					675.0		
	Charge				kg/TCO2Eq	0.76/0.52	1.40/0.95	1.45/0.98
Piping connections	Liquid	OD			mm	6,35	6,4	
	Gas	OD			mm	9.50	12.7	
	Piping length	OU - IU	Max.		m	20.0	30	
	Additional refrigerant charge				kg/m	0.02 (for piping length exceeding 10m)		
	Level difference	IU - OU	Max.		m	20.0		
Power supply	Phase/Frequency/Voltage				Hz/V	1~/50/220-240		
Current - 50Hz	Maximum fuse amps (MFA)				A	10	15	

(1) EER/COP according to Eurovent 2012, for use outside EU only

(2) MFA is used to select the circuit breaker and the ground fault circuit interrupter (earth leakage circuit breaker). For more detailed information on each combination, please refer to the electrical data drawing.

UNIQUE

Sky Air Alpha-series
BLUEVOLUTION

4-way blow ceiling suspended unit

Unique Daikin unit for high rooms with no false ceilings nor free floor space

- Combination with Sky Air Alpha-series ensures best in class quality, highest efficiency and performance
- Even rooms with ceilings up to 3.5m can be heated up or cooled down very easily without capacity loss
- Can easily be installed in both new and refurbishment projects
- Unified indoor unit range for R-32 and R-410A
- Combining with R-32 Bluevolution technology, reduces environmental impact with 68% compared to R-410A, leads directly to lower energy consumption thanks to its high energy efficiency and has up to lower 16% refrigerant charge
- Individual flap control: flexibility to suit every room layout without changing the location of the unit!
- Stylish modern casing finished in pure white (RAL9010) and iron grey (RAL7011) blends easily with any interior
- Optimum comfort guaranteed with automatic air flow adjustment to the required load
- 5 different discharge angles between 0 and 60°can be programmed via the remote control

0° to 60°

FUA-A

RZAG100-140MV1_MY1

BRC1H51W

BRP069A81

- Standard drain pump with 500mm lift increases flexibility and installation speed

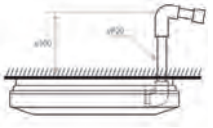

Efficiency data				FUA + RZAG	71A + 71MV1	100A + 100MV1	125A + 125MV1	71A + 71MY1	100A + 100MY1	125A + 125MY1
Cooling capacity	Nom.			kW	6.80	9.50	12.1	6.80	9.50	12.1
Heating capacity	Nom.			kW	7.50	10.8	13.5	7.50	10.8	13.5
Seasonal efficiency (according to EN14825)	Cooling	Energy efficiency class			A++		-	A++		-
		Pdesign		kW	6.80	9.50	12.1	6.80	9.50	12.1
		SEER			7.02	6.42	6.39	7.02	6.42	6.39
		Annual energy consumption		kWh	339	518	1,136	339	518	1,136
	Heating (Average climate)	Energy efficiency class			A+		-	A+		-
		Pdesign		kW	4.70	7.80	9.52	4.70	7.80	9.52
		SCOP/A			4.20	4.50	4.26	4.20	4.50	4.26
		Annual energy consumption		kWh	1,567	2,427	3,129	1,567	2,427	3,129

Indoor unit				FUA	71A	100A	125A	71A	100A	125A
Dimensions	Unit	HeightxWidthxDepth		mm	198x950x950					
Weight	Unit			kg	25.0	26.0		25.0	26.0	
Air filter	Type				Resin net					
Fan	Air flow rate	Cooling	Low/Medium/High	m^3/min	16.0/19.5/23.0	20.0/25.5/31.0	20.5/26.5/32.5	16.0/19.5/23.0	20.0/25.5/31.0	20.5/26.5/32.5
		Heating	Low/Medium/High	m^3/min	16.0/19.5/23.0	20.0/25.5/31.0	20.5/26.5/32.5	16.0/19.5/23.0	20.0/25.5/31.0	20.5/26.5/32.5
Sound power level	Cooling			dBA	59	64	65	59	64	65
	Heating			dBA	59	64	65	59	64	65
Sound pressure level	Cooling	Low/High		dBA	35/41	39/46	40/47	35/41	39/46	40/47
	Heating	Low/High		dBA	35/41	39/46	40/47	35/41	39/46	40/47
Control systems	Infrared remote control				BRC7EB518					
	Wired remote control				BRC1H51 / BRC1E53A / BRC1E53B / BRC1E53C / BRC1D52					
Power supply	Phase/Frequency/Voltage			Hz/V	-/-/-					

Outdoor unit				RZAG	71MV1	100MV1	125MV1	71MY1	100MY1	125MY1
Dimensions	Unit	HeightxWidthxDepth		mm	990x940x320	1,430x940x320		990x940x320	1,430x940x320	
Weight	Unit			kg	70	92		70	92	
Sound power level	Cooling			dBA	64	66	69	65	66	69
Sound pressure level	Cooling	Nom.		dBA	46	47	50	46	47	50
	Heating	Nom.		dBA	49	51	52	49	51	52
Operation range	Cooling	Ambient	Min.~Max.	°CDB	-20~52					
	Heating	Ambient	Min.~Max.	°CWB	-20~18.0					
Refrigerant	Type/GWP				R-32/675					
	Charge			kg/TCO2Eq	2.95/1.99	3.75/2.53		2.95/1.99	3.75/2.53	
Piping connections	Liquid/Gas			mm	9.52/15.9					
	Piping length	OU - IU	Max.	m	55	85		55	85	
		System	Equivalent	m	75	100		75	100	
			Chargeless	m	40					
	Additional refrigerant charge			kg/m	See installation manual					
	Level difference	IU - OU	Max.	m	30.0					
Power supply	Phase/Frequency/Voltage			Hz/V	1~/50/220-240			3~/50/380-415		
Current - 50Hz	Maximum fuse amps (MFA)			A	20	32		16		

(1) EER/COP according to Eurovent 2012, for use outside EU only
(2) MFA is used to select the circuit breaker and the ground fault circuit interrupter (earth leakage circuit breaker). For more detailed information on each combination, please refer to the electrical data drawing.

UNIQUE

Sky Air Advance-series
BLUEVOLUTION

4-way blow ceiling suspended unit

Unique Daikin unit for high rooms with no false ceilings nor free floor space

- Combination with Sky Air Advance-series ensures good value for money for all types of commercial applications
- Even rooms with ceilings up to 3.5m can be heated up or cooled down very easily without capacity loss
- Can easily be installed in both new and refurbishment projects
- Unified indoor unit range for R-32 and R-410A
- Combining with R-32 Bluevolution technology, reduces environmental impact with 68% compared to R-410A, leads directly to lower energy consumption thanks to its high energy efficiency and has up to lower 16% refrigerant charge
- Individual flap control: flexibility to suit every room layout without changing the location of the unit!
- Stylish modern casing finished in pure white (RAL9010) and iron grey (RAL7011) blends easily with any interior

Efficiency data				FUA + RZASG	71A + 71MV1	100A + 100MV1	125A + 125MV1	100A + 100MY1	125A + 125MY1
Cooling capacity	Nom.			kW	6.80	9.50	12.1	9.50	12.1
Heating capacity	Nom.			kW	7.50	10.8	13.5	10.8	13.5
Seasonal efficiency (according to EN14825)	Cooling		Energy efficiency class		A++	A+	-	A+	-
			Pdesign	kW	6.80	9.50	12.1	9.50	12.1
			SEER		6.16	5.83	5.49	5.83	5.49
			Annual energy consumption	kWh	386	570	1,378	570	1,378
	Heating (Average climate)		Energy efficiency class		A	A+	-	A+	-
			Pdesign	kW	4.50	6.00			
			SCOP/A		3.90	4.01	3.84	4.01	3.84
			Annual energy consumption	kWh	1,615	2,095	2,188	2,095	2,188

Indoor unit				FUA	71A	100A	125A	100A	125A
Dimensions	Unit	HeightxWidthxDepth		mm	198x950x950				
Weight	Unit			kg	25.0	26.0			
Air filter	Type				Resin net				
Fan	Air flow rate	Cooling	Low/Medium/High	m^3/min	16.0/19.5/23.0	20.0/25.5/31.0	20.5/26.5/32.5	20.0/25.5/31.0	20.5/26.5/32.5
		Heating	Low/Medium/High	m^3/min	16.0/19.5/23.0	20.0/25.5/31.0	20.5/26.5/32.5	20.0/25.5/31.0	20.5/26.5/32.5
Sound power level	Cooling			dBA	59	64	65	64	65
	Heating			dBA	59	64	65	64	65
Sound pressure level	Cooling	Low/High		dBA	35/41	39/46	40/47	39/46	40/47
	Heating	Low/High		dBA	35/41	39/46	40/47	39/46	40/47
Control systems	Infrared remote control				BRC7EB518				
	Wired remote control				BRC1H51 / BRC1E53A / BRC1E53B / BRC1E53C / BRC1D52				
Power supply	Phase/Frequency/Voltage			Hz/V	-/-/-				

Outdoor unit				RZASG	71MV1	100MV1	125MV1	100MY1	125MY1
Dimensions	Unit	HeightxWidthxDepth		mm	770x900x320	990x940x320			
Weight	Unit			kg	60	70			
Sound power level	Cooling			dBA	65	70	71	70	71
Sound pressure level	Cooling	Nom.		dBA	46	53			
	Heating	Nom.		dBA	47	57			
Operation range	Cooling	Ambient	Min.~Max.	°CDB	-15~46				
	Heating	Ambient	Min.~Max.	°CWB	-15~15.5				
Refrigerant	Type/GWP				R-32/675				
	Charge			kg/TCO2Eq	2.45/1.65	2.60/1.76			
Piping connections	Liquid/Gas			mm	9.52/15.9				
	Piping length	OU - IU	Max.	m	50				
		System	Equivalent	m	70				
			Chargeless	m	30				
	Additional refrigerant charge			kg/m	See installation manual				
	Level difference	IU - OU	Max.	m	30.0				
Power supply	Phase/Frequency/Voltage			Hz/V	1~/50/220-240			3~/50/380-415	
Current - 50Hz	Maximum fuse amps (MFA)			A	20	25	32	16	

(1) EER/COP according to Eurovent 2012, for use outside EU only
(2) MFA is used to select the circuit breaker and the ground fault circuit interrupter (earth leakage circuit breaker). For more detailed information on each combination, please refer to the electrical data drawing.

Floor standing unit

For commercial spaces with high ceilings

Combination with Sky Air Alpha-series ensures best in class quality, highest efficiency and performance

- Unified indoor unit range for R-32 and R-410A
- Ideal solution for commercial and busy environments
- Decrease of temperature variation by automatic fan speed selection or freely selectable 3-step fan speed.
- Improved comfort as a result of better airflow distribution from the vertical out blow which allows manual adjustment of air outlet blades at the top of the unit.
- Selectable horizontal out blow to better suit the layout of the room (via wired remote controller BRC1E*)
- No optional adapter needed for DIII-connection, link your unit into the wider building management system.

FVA71A

RZAG100-140MV1_MY1

BRC1H51W

BRP069A81

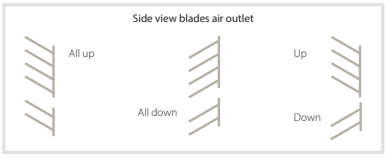

Efficiency data				FVA + RZAG	71A + 71MV1	100A + 100MV1	125A + 125MV1	140A + 140MV1	71A + 71MY1	100A + 100MY1	125A + 125MY1	140A + 140MY1
Cooling capacity	Nom.			kW	6.80	9.50	12.1	13.4	6.80	9.50	12.1	13.4
Heating capacity	Nom.			kW	7.50	10.8	13.5	15.5	7.50	10.8	13.5	15.5
Seasonal efficiency (according to EN14825)	Cooling	Energy efficiency class			A++	A+	-		A++	A+	-	
		Pdesign		kW	6.80	9.50	12.1	13.4	6.80	9.50	12.1	13.4
		SEER			6.37	6.00	6.41	6.12	6.37	6.00	6.41	6,12
		Annual energy consumption		kWh	374	554	1133	1314	374	554	1133	1314
	Heating (Average climate)	Energy efficiency class			A+		-		A+		-	
		Pdesign		kW	4.70	7.80	9.52	9.52	4.70	7.80	9.52	9.52
		SCOP/A			4.05	4.20	4.15	3.94	4.05	4.20	4.15	3.94
		Annual energy consumption		kWh	1625	2600	3209	3383	1625	2600	3209	3383

Indoor unit				FVA	71A	100A	125A	140A	71A	100A	125A	140A
Dimensions	Unit	HeightxWidthxDepth	mm		1,850x600x270	1,850x600x350			1,850x600x270	1,850x600x350		
Weight	Unit		kg		39	47			39	47		
Air filter	Type				Resin net with mold resistance							
Fan - Air flow rate	Cooling	High/Low	m^3/min		18/14	28/22	28/24	30/26	18/14	28/22	28/24	30/26
	Heating	High/Low	m^3/min		18/14	28/22	28/24	30/26	18/14	28/22	28/24	30/26
Sound power level	Cooling		dBA		55	62	63	65	55	62	63	65
	Heating		dBA		55	62	63	65	55	62	63	65
Sound pressure level	Cooling	High/Low	dBA		43/38	50/44	51/46	53/48	43/38	50/44	51/46	53/48
	Heating	High/Low	dBA		43/38	50/44	51/46	53/48	43/38	50/44	51/46	53/48
Refrigerant	Type				R-32 / R-410A							
Control systems	Wired remote control				BRC1H51 / BRC1E53A / BRC1E53B / BRC1E53C / BRC1D52							
Power supply	Phase / Frequency / Voltage		Hz / V		1~ / 50/60 / 220-240/220							

Outdoor unit					RZAG	71MV1	100MV1	125MV1	140MV1	71MY1	100MY1	125MY1	140MY1
Dimensions	Unit	HeightxWidthxDepth		mm		990x940x320	1,430x940x320		990x940x320		1,430x940x320		
Weight	Unit			kg		70	92		78	70	92		
Sound power level	Cooling			dBA		64	66	69	73	65	66	69	70
Sound pressure level	Cooling	Nom.		dBA		46	47	50	54	46	47	50	51
	Heating	Nom.		dBA		49	51	52	57	49	51	52	
Operation range	Cooling	Ambient	Min.~Max.	°CDB		-20~52			-15~46	-20~52			
	Heating	Ambient	Min.~Max.	°CWB		-20~18.0			-15~15.5	-20~18.0			
Refrigerant	Type/GWP					R-32/675							
	Charge			kg/TCO2Eq		2.95/1.99	3.75/2.53		2.90/1.96	2.95/1.99	3.75/2.53		
Piping connections	Liquid/Gas			mm		9.52/15.9							
	Piping length	OU - IU System	Max.	m		55	85		50	55	85		
			Equivalent	m		75	100		70	75	100		
			Chargeless	m		40			30	40			
	Additional refrigerant charge			kg/m		See installation manual							
	Level difference	IU - OU	Max.	m		30.0							
Power supply	Phase/Frequency/Voltage			Hz/V		1~/50/220-240				3~/50/380-415			
Current - 50Hz	Maximum fuse amps (MFA)			A		20	32			16			

(1) EER/COP according to Eurovent 2012, for use outside EU only
(2) MFA is used to select the circuit breaker and the ground fault circuit interrupter (earth leakage circuit breaker). For more detailed information on each combination, please refer to the electrical data drawing.

Floor standing unit

For commercial spaces with high ceilings

Combination with Sky Air Alpha-series ensures best in class quality, highest efficiency and performance

- Unified range for R-32 and R-410A simplifying stock
- Ideal solution for commercial and busy environments
- Decrease of temperature variation by automatic fan speed selection or freely selectable 3-step fan speed.
- Improved comfort as a result of better airflow distribution from the vertical out blow which allows manual adjustment of air outlet blades at the top of the unit.
- Selectable horizontal out blow to better suit the layout of the room (via wired remote controller BRC1E*)
- No optional adapter needed for DIII-connection, link your unit into the wider building management system.

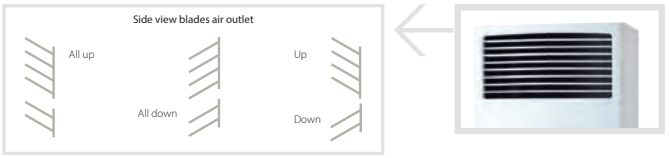

Efficiency data				FVA + RZASG	71A + 71MV1	100A + 100MV1	125A + 125MV1	140A + 140MV1	100A + 100MY1	125A + 125MY1	140A + 140MY1
Cooling capacity	Nom.			kW	6.80	9.50	12.1	13.4	9.50	12.1	13.4
Heating capacity	Nom.			kW	7.50	10.8	13.5	15.5	10.8	13.5	15.5
Power input	Cooling	Nom.		kW	-	-	-	-	-	-	-
	Heating	Nom.		kW	-	-	-	-	-	-	-
Seasonal efficiency (according to EN14825)	Cooling	Energy efficiency class			A+		-		A+	-	
		Pdesign		kW	6.80	9.50	12.1	13.4	9.50	12.1	13.4
		SEER			5.83	5.72	5.52	5.63	5.72	5.52	5.63
		Annual energy consumption		kWh	408	581	1,370	1,428	581	1,370	1,428
	Heating (Average climate)	Energy efficiency class			A+	A	-		A	-	
		Pdesign		kW	4.50	6.00	6.00	7.80	6.00	6.00	7.80
		SCOP/A			4.04	3.83	3.64	3.81	3.83	3.64	3.81
		Annual energy consumption		kWh	2,297	2,654	2,764	-	2,654	2,764	-
Nominal efficiency	EER				3.21	3.37	2.81	3.16	3.37	2.81	3.16
	COP				3.69	3.65	3.47	3.41	3.65	3.47	3.41
	Annual energy consumption			kWh	1,559	2,193	2,308	2,866	2,193	2,308	2,866
	Energy labeling Directive	Cooling/Heating			-	-	-	-	-	-	-

Indoor unit				FVA	71A	100A	125A	140A	100A	125A	140A
Dimensions	Unit	HeightxWidthxDepth		mm	1,850x600x270	1,850x600x350					
Weight	Unit			kg	39	47					
Air filter	Type				Resin net with mold resistance						
Fan - Air flow rate	Cooling	High/Low		m^3/min	18/14	28/22	28/24	30/26	28/22	28/24	30/26
	Heating	High/Low		m^3/min	18/14	28/22	28/24	30/26	28/22	28/24	30/26
Sound power level	Cooling			dBA	55	62	63	65	62	63	65
	Heating			dBA	55	62	63	65	62	63	65
Sound pressure level	Cooling	High/Low		dBA	43/38	50/44	51/46	53/48	50/44	51/46	53/48
	Heating	High/Low		dBA	43/38	50/44	51/46	53/48	50/44	51/46	53/48
Refrigerant	Type				R-32 / R-410A						
Control systems	Wired remote control				BRC1H51 / BRC1E53A / BRC1E53B / BRC1E53C / BRC1D52						
Power supply	Phase / Frequency / Voltage			Hz / V	1~ / 50/60 / 220-240/220						

Outdoor unit				RZASG	71MV1	100MV1	125MV1	140MV1	100MY1	125MY1	140MY1
Dimensions	Unit	HeightxWidthxDepth		mm	770x900x320	990x940x320					
Weight	Unit			kg	60	70		78	70		77
Sound power level	Cooling			dBA	65	70	71	73	70	71	73
Sound pressure level	Cooling	Nom.		dBA	46	53		54	53		54
	Heating	Nom.		dBA	47	57					
Operation range	Cooling	Ambient	Min.~Max.	°CDB	-15~46						
	Heating	Ambient	Min.~Max.	°CWB	-15~15.5						
Refrigerant	Type/GWP				R-32/675						
	Charge			kg/TCO2Eq	2.45/1.65	2.60/1.76		2.90/1.96	2.60/1.76		2.90/1.96
Piping connections	Liquid/Gas			mm	9.52/15.9						
	Piping length	OU - IU	Max.	m	50						
		System	Equivalent	m	70						
			Chargeless	m	30						
	Additional refrigerant charge			kg/m	See installation manual						
	Level difference	IU - OU	Max.	m	30.0						
Power supply	Phase/Frequency/Voltage			Hz/V	1~/50/220-240				3~/50/380-415		
Current - 50Hz	Maximum fuse amps (MFA)			A	20	25	32		16	20	16

(1) EER/COP according to Eurovent 2012, for use outside EU only
(2) MFA is used to select the circuit breaker and the ground fault circuit interrupter (earth leakage circuit breaker). For more detailed information on each combination, please refer to the electrical data drawing.

Concealed floor standing unit

Designed to be concealed in walls

Combination with split outdoor units is ideal for small retail, offices or residential applications

- Unified range for R-32 and R-410A simplifying stock
- Ideal for installation in offices, hotels and residential applications
- Blends unobtrusively with any interior design: only the suction and discharge grills are visible
- Its low height (620 mm) enables the unit to fit perfectly beneath a window
- Requires very little installation space as the depth is only 200mm
- High ESP allows flexible installation



FNQ-A

RXM35M9

BRC1H51W

BRP069A81

Efficiency data				FNA + RXM	25A + 25M9	35A + 35M9	50A + 50M9	60A + 60M9
Cooling capacity	Nom.			kW	2,60	3,40	5,00	6,00
Heating capacity	Nom.			kW	3,20	4,00	5,80	7,00
Power input	Cooling	Nom.		kW	0,68	1,10	1,48	2,22
	Heating	Nom.		kW	0,80	1,15	1,74	2,25
Seasonal efficiency (according to EN14825)	Cooling	Energy efficiency class			A+			A
		Pdesign		kW	2,60	3,40	5,00	6,00
		SEER			5,68	5,70	5,77	5,56
		Annual energy consumption		kWh	160	209	303	378
	Heating (Average climate)	Energy efficiency class			A+			
		Pdesign		kW	2,80	2,90	4,00	4,60
		SCOP/A			4,24	4,05	4,09	4,16
		Annual energy consumption		kWh	924	1002	1369	1547
Nominal efficiency	EER				3.80	3.09	3.38	2.70
	COP				4.00	3.48	3.34	3.11
	Annual energy consumption			kWh	-	-	-	-
	Energy labeling Directive	Cooling/Heating			-	-	-	-

Indoor unit				FNA	25A	35A	50A	60A
Dimensions	Unit	HeightxWidthxDepth		mm	620 / 720(2)x750x200		620 / 720(2)x1,150x200	
Weight	Unit			kg	23		30	
Air filter	Type				Resin net with mold resistance			
Fan - Air flow rate	Cooling	High/Low		m^3/min	8.7/7.3		16.0/13.5	
	Heating	High/Low		m^3/min	8.7/7.3		16.0/13.5	
Fan - External static pressure	High/Nom./Maximum available/High			Pa	48/30/-		49/40/-	
Sound power level	Cooling			dBA	53		56	
Sound pressure level	Cooling	High/Low		dBA	33/28		36/30	
	Heating	High/Low		dBA	33/28		36/30	
Refrigerant	Type				R-32 / R-410A			
Control systems	Infrared remote control				BRC4C65			
	Wired remote control				BRC1H51 / BRC1E53A / BRC1E53B / BRC1E53C / BRC1D52			
Power supply	Phase / Frequency / Voltage			Hz / V	1~ / 50/60 / 220-240/220			

Outdoor unit				RXM	25M9	35M9	50M9	60M9
Dimensions	Unit	HeightxWidthxDepth		mm	550x765x285		735x825x300	
Weight	Unit			kg	32		47	
Sound power level	Cooling			dBA	59	61	62	63
	Heating			dBA	59	61	62	63
Sound pressure level	Cooling	Low/High		dBA	46/-	49/-	48/44	
	Heating	Low/High		dBA	47/-	49/-	49/45	
Operation range	Cooling	Ambient	Min.~Max.	°CDB	-10~46			
	Heating	Ambient	Min.~Max.	°CWB	-15~18			
Refrigerant	Type				R-32			
	GWP				675.0			
	Charge			kg/TCO2Eq	0.76/0.52		1.40/0.95	1.45/0.98
Piping connections	Liquid	OD		mm	6,35		6,4	
	Gas	OD		mm	9.50		12.7	
	Piping length	OU - IU	Max.	m	20.0		30	
		System	Chargeless	m	10.0		-	
	Additional refrigerant charge			kg/m	0.02 (for piping length exceeding 10m)			
	Level difference	IU - OU	Max.	m	20.0			
Power supply	Phase/Frequency/Voltage			Hz/V	1~/50/220-240			
Current - 50Hz	Maximum fuse amps (MFA)			A	10		15	

(1) EER/COP according to Eurovent 2012, for use outside EU only (2) Including installation legs
(3) MFA is used to select the circuit breaker and the ground fault circuit interrupter (earth leakage circuit breaker). For more detailed information on each combination, please refer to the electrical data drawing.

High COP, round flow cassette

360° air discharge for optimum efficiency and comfort

- Combination with Seasonal Smart ensures best in class quality, highest efficiency and performance
- High COP cassette ensures top performance, great savings in energy consumption and a comfortable environment for commercial applications
- Unified indoor unit range for R-32 and R-410A
- Automatic filter cleaning results in higher efficiency & comfort and lower maintenance costs. 2 filters available: standard filter and finer mesh filter (for fine dust applications e.g. clothing shops)
- Two optional intelligent sensors improve energy efficiency and comfort.
- Individual flap control: flexibility to suit every room layout without changing the location of the unit!
- Modern style decoration panel is available in 3 different variations: white (RAL9010) with grey louvers, full white (RAL9010) or auto cleaning panel
- 5 different fan speeds available for maximum comfort
- Reduced energy consumption thanks to specially developed small tube heat exchanger, DC fan motor and drain pump
- Optional fresh air intake

FCAHG-G

RZQG125-140L9V1_L(8)Y1

BRC1H51W

BRP069A81

- Branch duct discharge allows to optimize air distribution in irregular shaped rooms or to supply air to small adjacent rooms
- Standard drain pump with 675mm lift increases flexibility and installation speed

Efficiency data				FCAHG + RZQG	71G + 71L9V1	100G + 100L9V1	125G + 125L9V1	140G + 140L9V1	71G + 71L8Y1	100G + 100L8Y1	125G + 125L8Y1	140G + 140LY1
Cooling capacity	Nom.			kW	6.80	9.50	12.0	13.4	6.80	9.50	12.0	13.4
Heating capacity	Nom.			kW	7.50	10.8	13.5	15.5	7.50	10.8	13.5	15.5
Power input	Cooling	Nom.		kW	1.66	2.15	3.00	4.00	1.66	2.15	3.00	4.00
	Heating	Nom.		kW	1.56	2.16	3.07	3.77	1.56	2.16	3.07	3.77
Seasonal efficiency (according to EN14825)	Cooling	Energy efficiency class			A++			-	A++			-
		Pdesign		kW	6.80	9.50	12.0	-	6.80	9.50	12.0	-
		SEER			6.91	7.00	6.61	-	6.91	7.00	6.61	-
		Annual energy consumption		kWh	345	475	636	-	345	475	636	-
	Heating (Average climate)	Energy efficiency class			A+	A++		-	A+	A++		-
		Pdesign		kW	7.60	11.30	12.66	-	7.60	11.30	12.66	-
		SCOP/A			4.54	4.80	4.63	-	4.54	4.80	4.63	-
		Annual energy consumption		kWh	2,344	3,296	3,829	-	2,344	3,296	3,829	-
Nominal efficiency	EER				4.09	4.42	4.00	3.35	4.09	4.42	4.00	3.35
	COP				4.80	4.99	4.40	4.12	4.80	4.99	4.40	4.12
	Annual energy consumption			kWh	830	1,075	1,500	-	830	1,075	1,500	-
	Energy labeling Directive	Cooling/Heating			A/A			-/-	A/A			-/-

Indoor unit				FCAHG	71G	100G	125G	140G	71G	100G	125G	140G
Dimensions	Unit	HeightxWidthxDepth		mm	288x840x840							
Weight	Unit			kg	25							
Air filter	Type				Resin net							
Decoration panel	Model				BYCQ140DGF9 - auto cleaning panel with fine mesh filter / BYCQ140DG9 - auto cleaning panel / BYCQ140DW - full white / BYCQ140D - white with grey louvers							
	Colour				Pure White (RAL 9010)							
	Dimensions	HeightxWidthxDepth		mm	130x950x950 / 130x950x950 / 50x950x950 / 50x950x950							
	Weight			kg	10.3 / 10.3 / 5.4 / 5.4							
Fan	Air flow rate	Cooling	Low/Medium/High	m^3/min	12.2/16.7/21.2	19.0/25.7/32.3	19.9/26.7/33.5	21.1/27.3/33.5	12.2/16.7/21.2	19.0/25.7/32.3	19.9/26.7/33.5	21.1/27.3/33.5
		Heating	Low/Medium/High	m^3/min	12.2/16.7/21.2	19.0/25.7/32.3	19.9/26.7/33.5	21.1/27.3/33.5	12.2/16.7/21.2	19.0/25.7/32.3	19.9/26.7/33.5	21.1/27.3/33.5
Sound power level	Cooling			dBA	53	61			53	61		
	Heating			dBA	53	61			53	61		
Sound pressure level	Cooling	Low/High		dBA	29/36	33/44	35/45	37/45	29/36	33/44	35/45	37/45
	Heating	Low/High		dBA	29/36	33/44	35/45	37/45	29/36	33/44	35/45	37/45
Control systems	Infrared remote control				BRC7FA532F							
	Wired remote control				BRC1H51 / BRC1E53A / BRC1E53B / BRC1E53C / BRC1D52							
Power supply	Phase/Frequency/Voltage			Hz/V	1~/50/60/220-240/220							

Outdoor unit				RZQG	71L9V1	100L9V1	125L9V1	140L9V1	71L8Y1	100L8Y1	125L8Y1	140LY1
Dimensions	Unit	HeightxWidthxDepth		mm	990x940x320	1,430x940x320			990x940x320	1,430x940x320		
Weight	Unit			kg	69	95			80	101		
Sound power level	Cooling			dBA	64	66	67	69	64	66	67	69
Sound pressure level	Cooling	Nom.		dBA	48	50	51	52	48	50	51	52
	Heating	Nom.		dBA	50	52	53		50	52	53	
Operation range	Cooling	Ambient	Min.~Max.	°CDB	-15~50							
	Heating	Ambient	Min.~Max.	°CWB	-20~15.5							
Refrigerant	Type/GWP				R-410A/2,087.5							
	Charge			kg/TCO2Eq	2.9/6.1	4.0/8.4			2.9/6.1	4.0/8.4		
Piping connections	Liquid/Gas			mm	9.52/15.9							
	Piping length	OU - IU System	Max.	m	50	75			50	75		
			Equivalent	m	70	90			70	90		
			Chargeless	m	30							
	Additional refrigerant charge			kg/m	See installation manual							
	Level difference	IU - OU	Max.	m	30.0							
Power supply	Phase/Frequency/Voltage			Hz/V	1~/50/220-240				3N~/50/380-415			
Current - 50Hz	Maximum fuse amps (MFA)			A	25	40			16	25		

The BYCQ140D7W1W has white insulations. Be informed that formation of dirt on white insulation is visibly stronger and that it is consequently not advised to install the BYCQ140D7W1W decoration panel in environments exposed to concentrations of dirt. | BYCQ140D7W1: pure white standard panel with grey louvers; BYCQ140D7W1W: pure white standard panel with white louvers; BYCQ140D7GW1: pure white auto cleaning panel. | MFA is used to select the circuit breaker and the ground fault circuit interrupter (earth leakage circuit breaker). For more detailed information on each combination, please refer to the electrical data drawing.

ROUND FLOW

Seasonal Classic

High COP, round flow cassette

360° air discharge for optimum efficiency and comfort

- Combination with Seasonal Classic ensures good value for money for all types of commercial applications
- High COP cassette ensures top performance, great savings in energy consumption and a comfortable environment for commercial applications
- Unified indoor unit range for R-32 and R-410A
- Automatic filter cleaning results in higher efficiency & comfort and lower maintenance costs. 2 filters available: standard filter and finer mesh filter (for fine dust applications e.g. clothing shops)
- Two optional intelligent sensors improve energy efficiency and comfort.
- Individual flap control: flexibility to suit every room layout without changing the location of the unit!
- Modern style decoration panel is available in 3 different variations: white (RAL9010) with grey louvers, full white (RAL9010) or auto cleaning panel

FCAHG-G

RZQSG71-100-125L9V1/L(8)Y1

BRC1H51W

BRP069A81

Efficiency data			FCAHG + RZQSG		71G + 71L3V1	100G + 100L9V1	125G + 125L9V1	140G + 140L9V1	100G + 100L8Y1	125G + 125L8Y1	140G + 140LY1
Cooling capacity	Nom.			kW	6.80	9.50	12.0	13.4	9.50	12.0	13.4
Heating capacity	Nom.			kW	7.50	10.8	13.5	15.5	10.8	13.5	15.5
Power input	Cooling	Nom.		kW	1.94	2.57	3.71	4.17	2.57	3.71	4.17
	Heating	Nom.		kW	1.83	2.51	3.60	4.29	2.51	3.60	4.29
Seasonal efficiency (according to EN14825)	Cooling	Energy efficiency class			A++		A	-	A++	A	-
		Pdesign		kW	6.80	9.50	12.0	-	9.50	12.0	-
		SEER			6.50	6.70	5.40	-	6.70	5.40	-
		Annual energy consumption		kWh	367	497	778	-	497	778	-
	Heating (Average climate)	Energy efficiency class			A+			-	A+		-
		Pdesign		kW	7.60	8.03		-	8.03		-
		SCOP/A			4.15	4.30	4.10	-	4.30	4.10	-
		Annual energy consumption		kWh	2,563	2,615	2,742	-	2,615	2,742	-
Nominal efficiency	EER				3.50	3.70	3.23	3.21	3.70	3.23	3.21
	COP				4.10	4.30	3.75	3.61	4.30	3.75	3.61
	Annual energy consumption			kWh	970	1,285	1,855	-	1,285	1,855	-
	Energy labeling Directive	Cooling/Heating			A/A			-/-	A/A		-/-

Indoor unit				FCAHG	71G	100G	125G	140G	100G	125G	140G
Dimensions	Unit	HeightxWidthxDepth		mm	288x840x840						
Weight	Unit			kg	25						
Air filter	Type				Resin net						
Decoration panel	Model				BYCQ140DGF9 - auto cleaning panel with fine mesh filter / BYCQ140DG9 - auto cleaning panel / BYCQ140DW - full white / BYCQ140D - white with grey louvers						
	Colour				Pure White (RAL 9010)						
	Dimensions	HeightxWidthxDepth		mm	130x950x950 / 130x950x950 / 50x950x950 / 50x950x950						
	Weight			kg	10.3 / 10.3 / 5.4 / 5.4						
Fan	Air flow rate	Cooling	Low/Medium/High	m^3/min	12.2/16.7/21.2	19.0/25.7/32.3	19.9/26.7/33.5	21.1/27.3/33.5	19.0/25.7/32.3	19.9/26.7/33.5	21.1/27.3/33.5
		Heating	Low/Medium/High	m^3/min	12.2/16.7/21.2	19.0/25.7/32.3	19.9/26.7/33.5	21.1/27.3/33.5	19.0/25.7/32.3	19.9/26.7/33.5	21.1/27.3/33.5
Sound power level	Cooling			dBA	53	61					
	Heating			dBA	53	61					
Sound pressure level	Cooling	Low/High		dBA	29/36	33/44	35/45	37/45	33/44	35/45	37/45
	Heating	Low/High		dBA	29/36	33/44	35/45	37/45	33/44	35/45	37/45
Control systems	Infrared remote control				BRC7FA532F						
	Wired remote control				BRC1H51 / BRC1E53A / BRC1E53B / BRC1E53C / BRC1D52						
Power supply	Phase/Frequency/Voltage			Hz/V	1~/50/60/220-240/220						

Outdoor unit				RZQSG	71L3V1	100L9V1	125L9V1	140L9V1	100L8Y1	125L8Y1	140LY1
Dimensions	Unit	HeightxWidthxDepth		mm	770x900x320	990x940x320		1,430x940x320	990x940x320		1,430x940x320
Weight	Unit			kg	67	72	74	95	82		101
Sound power level	Cooling			dBA	65	70		69	70		69
Sound pressure level	Cooling	Nom./Silent operation		dBA	49/47	53/-	54/-	53/-		54/-	53/-
	Heating	Nom.		dBA	51	57	58	54	57	58	54
Operation range	Cooling	Ambient	Min.~Max.	°CDB	-15.0~46	-15~46					
	Heating	Ambient	Min.~Max.	°CWB	-15~15.5						
Refrigerant	Type/GWP				R-410A/2,087.5						
	Charge			kg/TCO2Eq	2.75/5.7	2.9/6.1		4.0/8.4	2.9/6.1		4.0/8.4
Piping connections	Liquid/Gas			mm	9.52/15.9						
	Piping length	OU - IU System	Max.	m	50						
			Equivalent	m	70						
			Chargeless	m	30						
	Additional refrigerant charge			kg/m	See installation manual						
	Level difference	IU - OU	Max.	m	15	30.0					
Power supply	Phase/Frequency/Voltage			Hz/V	1~/50/220-240				3N~/50/380-415		
Current - 50Hz	Maximum fuse amps (MFA)			A	20	32		-	16		20

The BYCQ140D7W1W has white insulations. Be informed that formation of dirt on white insulation is visibly stronger and that it is consequently not advised to install the BYCQ140D7W1W decoration panel in environments exposed to concentrations of dirt. | BYCQ140D7W1: pure white standard panel with grey louvers; BYCQ140D7W1W: pure white standard panel with white louvers; BYCQ140D7GW1: pure white auto cleaning panel. | MFA is used to select the circuit breaker and the ground fault circuit interrupter (earth leakage circuit breaker). For more detailed information on each combination, please refer to the electrical data drawing.

ROUND FLOW

Seasonal Smart

Round flow cassette

360° air discharge for optimum efficiency and comfort

- Combination with Seasonal Smart ensures best in class quality, highest efficiency and performance
- Unified indoor unit range for R-32 and R-410A
- Automatic filter cleaning results in higher efficiency & comfort and lower maintenance costs. 2 filters available: standard filter and finer mesh filter (for fine dust applications e.g. clothing shops)
- Two optional intelligent sensors improve energy efficiency and comfort.
- Individual flap control: flexibility to suit every room layout without changing the location of the unit!
- Lowest installation height in the market: 214mm for class 20-63
- Modern style decoration panel is available in 3 different variations: white (RAL9010) with grey louvers, full white (RAL9010) or auto cleaning panel
- 5 different fan speeds available for maximum comfort
- Reduced energy consumption thanks to specially developed small tube heat exchanger, DC fan motor and drain pump
- Optional fresh air intake

- Branch duct discharge allows to optimize air distribution in irregular shaped rooms or to supply air to small adjacent rooms
- Standard drain pump with 675mm lift increases flexibility and installation speed

Efficiency data					FCAG + RZQG	71A + 71L9V1	100A + 100L9V1	125A + 125L9V1	140A + 140L9V1	71A + 71L8Y1	100A + 100L8Y1	125A + 125L8Y1	140A + 140LY1
Cooling capacity	Nom.				kW	6.80	9.50	12.0	13.4	6.80	9.50	12.0	13.4
Heating capacity	Nom.				kW	7.50	10.8	13.5	15.5	7.50	10.8	13.5	15.5
Power input	Cooling		Nom.		kW	2.01	2.45	3.22	-	2.01	2.45	3.22	4.17
	Heating		Nom.		kW	1.89	2.60	3.72	-	1.89	2.60	3.72	4.30
Seasonal efficiency (according to EN14825)	Cooling		Energy efficiency class			A++		A+	-	A++		A+	-
			Pdesign		kW	6.80	9.50	12.00	-	6.80	9.50	12.00	-
			SEER			6.72	6.80	6.00	-	6.72	6.80	6.00	-
			Annual energy consumption		kWh	355	489	700	-	355	489	700	-
	Heating (Average climate)		Energy efficiency class			A+	A++	A+	-	A+	A++	A+	-
			Pdesign		kW	6.33	11.30	12.66	-	6.33	11.30	12.66	-
			SCOP/A			4.20	4.61	4.10	-	4.20	4.61	4.10	-
			Annual energy consumption		kWh	2,110	3,432	4,323	-	2,110	3,432	4,323	-
Nominal efficiency	EER					3.39	3.87	3.73	3.21	3.39	3.87	3.73	3.21
	COP					3.97	4.15	3.63	3.61	3.97	4.15	3.63	3.61
	Annual energy consumption				kWh	1,005	1,225	1,610	-	1,005	1,225	1,610	-
	Energy labeling Directive		Cooling/Heating			A/A			-/-	A/A			-/-

Indoor unit					FCAG	71A	100A	125A	140A	71A	100A	125A	140A
Dimensions	Unit	HeightxWidthxDepth		mm		204x840x840	246x840x840			204x840x840	246x840x840		
Weight	Unit			kg		21	24			21	24		
Air filter	Type					Resin net							
Decoration panel	Model					BYCQ140DGF9 - auto cleaning panel with fine mesh filter / BYCQ140DG9 - auto cleaning panel / BYCQ140DW - full white / BYCQ140D - white with grey louvers							
	Colour					Pure White (RAL 9010)							
	Dimensions	HeightxWidthxDepth		mm		130x950x950 / 130x950x950 / 50x950x950 / 50x950x950							
	Weight			kg		10.3 / 10.3 / 5.4 / 5.4							
Fan	Air flow rate	Cooling	Low/Medium/High	m^3/min		9.3/12.5/15.3	12.4/17.6/22.8	12.4/19.2/26.0		9.3/12.5/15.3	12.4/17.6/22.8	12.4/19.2/26.0	
		Heating	Low/Medium/High	m^3/min		9.1/12.1/15.0	12.4/17.6/22.8	12.4/19.2/26.0		9.1/12.1/15.0	12.4/17.6)/22.8	12.4/19.2/26.0	
Sound power level	Cooling			dBA		51	54	58		51	54	58	
	Heating			dBA		51	54	58		51	54	58	
Sound pressure level	Cooling	Low/High		dBA		28/35	29/37	29/41		28/35	29/37	29/41	
	Heating	Low/High		dBA		28/33	29/37	29/41		28/33	29/37	29/41	
Control systems	Infrared remote control					BRC7FA532F							
	Wired remote control					BRC1H51 / BRC1E53A / BRC1E53B / BRC1E53C / BRC1D52							
Power supply	Phase/Frequency/Voltage			Hz/V		1~/50/60/220-240/220							

Outdoor unit					RZQG	71L9V1	100L9V1	125L9V1	140L9V1	71L8Y1	100L8Y1	125L8Y1	140LY1
Dimensions	Unit	HeightxWidthxDepth		mm		990x940x320	1,430x940x320			990x940x320	1,430x940x320		
Weight	Unit			kg		69	95			80	101		
Sound power level	Cooling			dBA		64	66	67	69	64	66	67	69
Sound pressure level	Cooling	Nom.		dBA		48	50	51	52	48	50	51	52
	Heating	Nom.		dBA		50	52	53		50	52	53	
Operation range	Cooling	Ambient	Min.~Max.	°CDB		-15~50							
	Heating	Ambient	Min.~Max.	°CWB		-20~15.5							
Refrigerant	Type/GWP					R-410A/2,087.5							
	Charge			kg/TCO2Eq		2.9/6.1	4.0/8.4			2.9/6.1	4.0/8.4		
Piping connections	Liquid/Gas			mm		9.52/15.9							
	Piping length	OU - IU	Max.	m		50	75			50	75		
		System	Equivalent	m		70	90			70	90		
			Chargeless	m		30							
	Additional refrigerant charge			kg/m		See installation manual							
	Level difference	IU - OU	Max.	m		30.0							
Power supply	Phase/Frequency/Voltage			Hz/V		1~/50/220-240				3N~/50/380-415			
Current - 50Hz	Maximum fuse amps (MFA)			A		25	40			16	25		

The BYCQ140D7W1W has white insulations. Be informed that formation of dirt on white insulation is visibly stronger and that it is consequently not advised to install the BYCQ140D7W1W decoration panel in environments exposed to concentrations of dirt. | BYCQ140D7W1: pure white standard panel with grey louvers; BYCQ140D7W1W: pure white standard panel with white louvers; BYCQ140D7GW1: pure white auto cleaning panel. | MFA is used to select the circuit breaker and the ground fault circuit interrupter (earth leakage circuit breaker). For more detailed information on each combination, please refer to the electrical data drawing.

ROUND FLOW

Seasonal Classic

Round flow cassette

360° air discharge for optimum efficiency and comfort

- Combination with Seasonal Classic ensures good value for money for all types of commercial applications
- Unified indoor unit range for R-32 and R-410A
- Automatic filter cleaning results in higher efficiency & comfort and lower maintenance costs. 2 filters available: standard filter and finer mesh filter (for fine dust applications e.g. clothing shops)
- Two optional intelligent sensors improve energy efficiency and comfort.
- Individual flap control: flexibility to suit every room layout without changing the location of the unit!
- Lowest installation height in the market: 214mm for class 20-63
- Modern style decoration panel is available in 3 different variations: white (RAL9010) with grey louvers, full white (RAL9010) or auto cleaning panel

FCAG-A

RZQSG71-100-125I9V1/L(8)Y1

BRC1H51W BRP069A81

Efficiency data				FCAG + RZQSG	71A + 71L3V1	100A + 100L9V1	125A + 125L9V1	140A + 140L9V1	100A + 100L8Y1	125A + 125L8Y1	140A + 140LY1
Cooling capacity	Nom.			kW	6.80	9.50	12.0	13.4	9.50	12.0	13.4
Heating capacity	Nom.			kW	7.50	10.8	13.5	15.5	10.8	13.5	15.5
Power input	Cooling		Nom.	kW	2.12	2.88	3.74	4.45	2.88	3.74	4.45
	Heating		Nom.	kW	2.08	3.05	3.96	4.54	3.05	3.96	4.54
Seasonal efficiency (according to EN14825)	Cooling		Energy efficiency class		A++		A	-	A++	A	-
			Pdesign	kW	6.80	9.50	12.00	-	9.50	12.00	-
			SEER		6.10	6.50	5.30	-	6.50	5.30	-
			Annual energy consumption	kWh	391	512	793	-	512	793	-
	Heating (Average climate)		Energy efficiency class		A+			-	A+		-
			Pdesign	kW	6.33	7.60	8.03	-	7.60	8.03	-
			SCOP/A		4.10		4.01	-	4.10	4.01	-
			Annual energy consumption	kWh	2,162	2,596	2,804	-	2,596	2,804	-
Nominal efficiency	EER				3.21	3.30	3.21	3.01	3.30	3.21	3.01
	COP				3.61	3.54	3.41		3.54	3.41	
	Annual energy consumption			kWh	1,060	1,440	1,870	-	1,440	1,870	2,225
	Energy labeling Directive		Cooling/Heating		A/A	A/B		-/-	A/A	A/B	-/-

Indoor unit				FCAG	71A	100A	125A	140A	100A	125A	140A
Dimensions	Unit	HeightxWidthxDepth		mm	204x840x840	246x840x840			246x840x840		
Weight	Unit			kg	21	24			24		
Air filter	Type				Resin net						
Decoration panel	Model				BYCQ140DGF9 - auto cleaning panel with fine mesh filter / BYCQ140DG9 - auto cleaning panel / BYCQ140DW - full white / BYCQ140D - white with grey louvers						
	Colour				Pure White (RAL 9010)						
	Dimensions	HeightxWidthxDepth		mm	130x950x950 / 130x950x950 / 50x950x950 / 50x950x950						
	Weight			kg	10.3 / 10.3 / 5.4 / 5.4						
Fan	Air flow rate	Cooling	Low/Medium/High	m^3/min	9.3/12.5/15.3	12.4/17.6/22.8	12.4/19.2/26.0		12.4/17.6/22.8	12.4/19.2/26.0	
		Heating	Low/Medium/High	m^3/min	9.1/12.1/15.0	12.4/17.6/22.8	12.4/19.2/26.0		12.4/17.6)/22.8	12.4/19.2/26.0	
Sound power level	Cooling			dBA	51	54	58		54	58	
	Heating			dBA	51	54	58		54	58	
Sound pressure level	Cooling	Low/High		dBA	28/35	29/37	29/41		29/37	29/41	
	Heating	Low/High		dBA	28/33	29/37	29/41		29/37	29/41	
Control systems	Infrared remote control				BRC7FA532F						
	Wired remote control				BRC1H51 / BRC1E53A / BRC1E53B / BRC1E53C / BRC1D52						
Power supply	Phase/Frequency/Voltage			Hz/V	1~/50/60/220-240/220						

Outdoor unit				RZQSG	71L3V1	100L9V1	125L9V1	140L9V1	100L8Y1	125L8Y1	140LY1
Dimensions	Unit	HeightxWidthxDepth		mm	770x900x320	990x940x320		1,430x940x320	990x940x320		1,430x940x320
Weight	Unit			kg	67	72	74	95	82		101
Sound power level	Cooling			dBA	65	70		69	70		69
Sound pressure level	Cooling	Nom./Silent operation		dBA	49/47	53/-	54/-	53/-		54/-	53/-
	Heating	Nom.		dBA	51	57	58	54	57	58	54
Operation range	Cooling	Ambient	Min.~Max.	°CDB	-15.0~46	-15~46					
	Heating	Ambient	Min.~Max.	°CWB	-15~15.5						
Refrigerant	Type/GWP				R-410A/2,087.5						
	Charge			kg/TCO2Eq	2.75/5.7	2.9/6.1		4.0/8.4	2.9/6.1		4.0/8.4
Piping connections	Liquid/Gas			mm	9.52/15.9						
	Piping length	OU - IU	Max.	m	50						
		System	Equivalent	m	70						
			Chargeless	m	30						
	Additional refrigerant charge			kg/m	See installation manual						
	Level difference	IU - OU	Max.	m	15	30.0					
Power supply	Phase/Frequency/Voltage			Hz/V	1~/50/220-240				3N~/50/380-415		
Current - 50Hz	Maximum fuse amps (MFA)			A	20	32		-	16		20

The BYCQ140D7W1W has white insulations. Be informed that formation of dirt on white insulation is visibly stronger and that it is consequently not advised to install the BYCQ140D7W1W decoration panel in environments exposed to concentrations of dirt. | BYCQ140D7W1: pure white standard panel with grey louvers; BYCQ140D7W1W: pure white standard panel with white louvers; BYCQ140D7GW1: pure white auto cleaning panel. | MFA is used to select the circuit breaker and the ground fault circuit interrupter (earth leakage circuit breaker). For more detailed information on each combination, please refer to the electrical data drawing.

Round flow cassette

360° air discharge for optimum efficiency and comfort

- Unified indoor unit range for R-32 and R-410A
- Automatic filter cleaning results in higher efficiency & comfort and lower maintenance costs. 2 filters available: standard filter and finer mesh filter (for fine dust applications e.g. clothing shops)
- Two optional intelligent sensors improve energy efficiency and comfort.
- Individual flap control: flexibility to suit every room layout without changing the location of the unit!
- Lowest installation height in the market: 214mm for class 20-63
- Modern style decoration panel is available in 3 different variations: white (RAL9010) with grey louvers, full white (RAL9010) or auto cleaning panel

FCAG-A

AZQS140B8V1/BY1

BRC1H51W

BRP069A81

Efficiency data				FCAG + AZQS	71A + 71BV1	100A + 100B8V1	125A + 125B8V1	140A + 140B8V1	100A + 100BY1	125A + 125BY1	140A + 140BY1
Cooling capacity	Nom.			kW	6.80	9.5	12.1	13.0	9.5	12.1	13.0
Heating capacity	Nom.			kW	7.50	10.8	13.5	15.5	10.8	13.5	15.5
Power input	Cooling		Nom.	kW	2.19	2.96	3.90	4.63	2.96	3.90	4.63
	Heating		Nom.	kW	2.08	3.09	3.96	4.70	3.09	3.96	4.70
Seasonal efficiency (according to EN14825)	Cooling		Energy efficiency class		A+	A	-		A	-	
			Pdesign	kW	6.80	9.50	-		9.50	-	
			SEER		5.70	5.50	-		5.50	-	
			Annual energy consumption	kWh	418	605	-		605	-	
	Heating (Average climate)		Energy efficiency class		A+	A	-		A	-	
			Pdesign	kW	6.33	7.60	-		7.60	-	
			SCOP/A		4.00	3.85	-		3.85	-	
			Annual energy consumption	kWh	2,216	2,762	-		2,764	-	
Nominal efficiency	EER				3.11	3.21	3.10	2.81	3.21	3.10	2.81
	COP				3.61	3.50	3.41	3.30	3.50	3.41	3.30
	Annual energy consumption			kWh	1,093	1,480	1,952	2,313	1,480	1,952	2,313
	Energy labeling Directive		Cooling/Heating		B / A	A/B	B/B	C/C	A/B	B/B	-/-

Indoor unit				FCAG	71A	100A	125A	140A	100A	125A	140A
Dimensions	Unit	HeightxWidthxDepth		mm	204x840x840	246x840x840					
Weight	Unit			kg	21	24					
Air filter	Type				Resin net						
Decoration panel	Model				BYCQ140DGF9 - auto cleaning panel with fine mesh filter / BYCQ140DG9 - auto cleaning panel / BYCQ140DW - full white / BYCQ140D - white with grey louvers						
	Colour				Pure White (RAL 9010)						
	Dimensions	HeightxWidthxDepth		mm	130x950x950 / 130x950x950 / 50x950x950 / 50x950x950						
	Weight			kg	10.3 / 10.3 / 5.4 / 5.4						
Fan	Air flow rate	Cooling	Low/Medium/High	m^3/min	9.3/12.5/15.3	12.4/17.6/22.8	12.4/19.2/26.0		12.4/17.6/22.8	12.4/19.2/26.0	
		Heating	Low/Medium/High	m^3/min	9.1/12.1/15.0	12.4/17.6/22.8	12.4/19.2/26.0		12.4/17.6/22.8	12.4/19.2/26.0	
Sound power level	Cooling			dBA	51	54	58		54	58	
	Heating			dBA	51	54	58		54	58	
Sound pressure level	Cooling	Low/High		dBA	28/35	29/37	29/41		29/37	29/41	
	Heating	Low/High		dBA	28/33	29/37	29/41		29/37	29/41	
Control systems	Infrared remote control				BRC7FA532F						
	Wired remote control				BRC1H51 / BRC1E53A / BRC1E53B / BRC1E53C / BRC1D52						
Power supply	Phase/Frequency/Voltage			Hz/V	1~/50/60/220-240/220						

Outdoor unit				AZQS/AZQS	71BV1	100B8V1	125B8V1	140B8V1	100BY1	125BY1	140BY1
Dimensions	Unit	HeightxWidthxDepth		mm	770x900x320	990x940x320		1,430x940x320	990x940x320		1,430x940x320
Weight	Unit			kg	67	72.8	74.3	94.9	82		101
Sound power level	Cooling			dBA	64	70	71	70		71	70
Sound pressure level	Cooling	Nom.		dBA	48	53	54	53		54	53
	Heating	Nom.		dBA	50	57	58	54	57	58	54
	Night quiet mode	Level 1		dBA	43	49					
Operation range	Cooling	Ambient	Min.~Max.	°CDB	-5~46						
	Heating	Ambient	Min.~Max.	°CWB	-15~15.5						
Refrigerant	Type/GWP				R-410A/2,087.5						
	Charge			kg/TCO2Eq	2.75/5.7	2.9/6.1		4.0/8.4	2.9/6.1		4.0/8.4
Piping connections	Liquid/Gas			mm	9.52/15.9						
	Piping length	OU - IU	Max.	m	50						
		System	Equivalent	m	70						
			Chargeless	m	30						
	Additional refrigerant charge			kg/m	See installation manual						
	Level difference	IU - OU	Max.	m	30.0						
Power supply	Phase/Frequency/Voltage			Hz/V	1~/50/220-240				3N~/50/380-415		
Current - 50Hz	Maximum fuse amps (MFA)			A	20	32			16		20

EER/COP according to Eurovent 2012, for use outside EU only | The BYCQ140D7W1W has white insulations. Be informed that formation of dirt on white insulation is visibly stronger and that it is consequently not advised to install the BYCQ140D7W1W decoration panel in environments exposed to concentrations of dirt. | BYCQ140D7W1: pure white standard panel with grey louvers; BYCQ140D7W1W: pure white standard panel with white louvers; BYCQ140D7GW1: pure white auto cleaning panel.

Round flow cassette

360° air discharge for optimum efficiency and comfort

- Combination with split outdoor units is ideal for small retail, offices or residential applications
- Unified indoor unit range for R-32 and R-410A
- Automatic filter cleaning results in higher efficiency & comfort and lower maintenance costs. 2 filters available: standard filter and finer mesh filter (for fine dust applications e.g. clothing shops)
- Two optional intelligent sensors improve energy efficiency and comfort.
- Individual flap control: flexibility to suit every room layout without changing the location of the unit!
- Lowest installation height in the market: 214mm for class 20-63
- Modern style decoration panel is available in 3 different variations: white (RAL9010) with grey louvers, full white (RAL9010) or auto cleaning panel

Efficiency data					FCAG + RXS	35A + 35L3	50A + 50L	60A + 60L
Cooling capacity	Nom.				kW	3.40	5.00	5.70
Heating capacity	Nom.				kW	4.20	6.00	7.00
Power input	Cooling		Nom.		kW	0.91	1.41	1.64
	Heating		Nom.		kW	1.20	1.62	1.99
Seasonal efficiency (according to EN14825)	Cooling		Energy efficiency class			A++		
			Pdesign		kW	3.50	5.00	5.70
			SEER			6.35	6.48	6.22
			Annual energy consumption		kWh	193	270	321
	Heating (Average climate)		Energy efficiency class			A++		A+
			Pdesign		kW	3.32	4.36	4.71
			SCOP/A			4.90	4.29	4.00
			Annual energy consumption		kWh	949	1,426	1,646
Nominal efficiency	EER					3.74	3.55	3.48
	COP					3.50	3.70	3.52
	Annual energy consumption				kWh	455	705	820
	Energy labeling Directive		Cooling/Heating			A/B	A/A	A/B

Indoor unit					FCAG	35A	50A	60A
Dimensions	Unit	HeightxWidthxDepth			mm	204x840x840		
Weight	Unit				kg	18	19	
Air filter	Type					Resin net		
Decoration panel	Model					BYCQ140DGF9 - auto cleaning panel with fine mesh filter / BYCQ140DG9 - auto cleaning panel / BYCQ140DW - full white / BYCQ140D - white with grey louvers		
	Colour					Pure White (RAL 9010)		
	Dimensions	HeightxWidthxDepth			mm	130x950x950 / 130x950x950 / 50x950x950 / 50x950x950		
	Weight				kg	10.3 / 10.3 / 5.4 / 5.4		
Fan	Air flow rate	Cooling	Low/Medium/High		m^3/min	8.7/10.6/12.5	8.7/10.7/12.6	8.7/11.2/13.6
		Heating	Low/Medium/High		m^3/min	9.3/11.6/13.9	8.7/10.7/12.6	8.7/11.2/13.6
Sound power level	Cooling				dBA	49		51
	Heating				dBA	49		51
Sound pressure level	Cooling	Low/High			dBA	27/31		28/33
	Heating	Low/High			dBA	27/31		28/33
Control systems	Infrared remote control					BRC7FA532F		
	Wired remote control					BRC1H51 / BRC1E53A / BRC1E53B / BRC1E53C / BRC1D52		
Power supply	Phase/Frequency/Voltage				Hz/V	1~/50/60/220-240/220		

Outdoor unit					RXS	35L3	50L	60L
Dimensions	Unit	HeightxWidthxDepth			mm	550x765x285	735x825x300	
Weight	Unit				kg	34	47	48
Sound power level	Cooling				dBA	61	62	
	Heating				dBA	61	62	
Sound pressure level	Cooling	Low/High			dBA	-/48	44/48	46/49
	Heating	Low/High			dBA	-/48	45/48	46/49
Operation range	Cooling	Ambient	Min.~Max.		°CDB	-10~46		
	Heating	Ambient	Min.~Max.		°CWB	-15~18		
Refrigerant	Type					R-410A		
	GWP					2,087.5		
	Charge				kg/TCO2Eq	1.2/2.5	1.7/3.5	1.5/3.1
Piping connections	Liquid	OD			mm	6.35		
	Gas	OD			mm	9.5	12.7	
	Piping length	OU - IU	Max.		m	20	30	
		System	Chargeless		m	10	-	
	Additional refrigerant charge				kg/m	0.02 (for piping length exceeding 10m)	0.020 (for piping length exceeding 10m)	
	Level difference	IU - OU	Max.		m	15	20.0	
Power supply	Phase/Frequency/Voltage				Hz/V	1~/50/220-240	1~/50/220-230-240	
Current - 50Hz	Maximum fuse amps (MFA)				A	-		

EER/COP according to Eurovent 2012, for use outside EU only | The BYCQ140D7W1W has white insulations. Be informed that formation of dirt on white insulation is visibly stronger and that it is consequently not advised to install the BYCQ140D7W1W decoration panel in environments exposed to concentrations of dirt. | BYCQ140D7W1: pure white standard panel with grey louvers; BYCQ140D7W1W: pure white standard panel with white louvers; BYCQ140D7GW1: pure white auto cleaning panel.

Fully flat cassette

Unique design in the market that integrates fully flat into the ceiling

- Combination with split outdoor units is ideal for small retail, offices or residential applications
- Fully flat integration in standard architectural ceiling tiles, leaving only 8mm
- Remarkable blend of iconic design and engineering excellence with an elegant finish in white or a combination of silver and white
- Unified indoor unit range for R-32 and R-410A
- Two optional intelligent sensors improve energy efficiency and comfort.
- Individual flap control: flexibility to suit every room layout without changing the location of the unit!
- Reduced energy consumption thanks to specially developed small tube heat exchanger, DC fan motor and drain pump
- Optional fresh air intake
- Branch duct discharge allows to optimize air distribution in irregular shaped rooms or to supply air to small adjacent rooms

- Standard drain pump with 630mm lift increases flexibility and installation speed

Efficiency data					FFA + RXS	25A + 25L3	35A + 35L3	50A + 50L	60A + 60L
Cooling capacity	Nom.				kW	2.50	3.40	5.00	5.70
Heating capacity	Nom.				kW	3.20	4.20	5.80	7.00
Power input	Cooling		Nom.		kW	0.55	0.90	1.56	1.89
	Heating		Nom.		kW	0.82	1.20	1.66	2.05
Seasonal efficiency (according to EN14825)	Cooling		Energy efficiency class			A++		A+	
			Pdesign		kW	2.50	3.40	5.00	5.70
			SEER			6.11	6.32	5.93	5.71
			Annual energy consumption		kWh	143	188	295	349
	Heating (Average climate)		Energy efficiency class			A+		A	A+
			Pdesign		kW	2.31	3.10	3.84	3.96
			SCOP/A			4.24	4.10	3.90	4.04
			Annual energy consumption		kWh	763	1,059	1,378	1,373
Nominal efficiency	EER					4.53	3.78	3.21	3.02
	COP					3.90	3.50	3.49	3.41
	Annual energy consumption				kWh	276	450	780	945
	Energy labeling Directive		Cooling/Heating			A/A		A/B	B/B

Indoor unit					FFA	25A	35A	50A	60A
Dimensions	Unit	HeightxWidthxDepth			mm	260x575x575			
Weight	Unit				kg	16.0		17.5	
Air filter	Type					Resin net			
Decoration panel	Model					BYFQ60C2W1W/BYFQ60C2W1S/BYFQ60B2W1/BYFQ60B3W1			
	Colour					White (N9.5)/SILVER/White (RAL9010)/WHITE (RAL9010)			
	Dimensions	HeightxWidthxDepth			mm	46x620x620 / 46x620x620 / 55x700x700 / 55x700x700			
	Weight				kg	2.8/2.8/2.7/2.7			
Fan	Air flow rate	Cooling	Low/Medium/High		m^3/min	6.5/8.0 /9.0	6.5/8.5 /10.0	7.5/10.0 /12.0	9.5/12.5 /14.5
		Heating	Low/Medium/High		m^3/min	6.5/8.0 /9.0	6.5/8.5 /10.0	7.5/10.0 /12.0	9.5/12.5 /14.5
Sound power level	Cooling				dBA	48	51	56	60
Sound pressure level	Cooling	Low/High			dBA	25.0/31.0	25.0/34.0	27.0/39.0	32.0/43.0
	Heating	Low/High			dBA	25.0/31.0	25.0/34.0	27.0/39.0	32.0/43.0
Control systems	Infrared remote control					BRC7EB530W (standard panel) / BRC7F530W (white panel) / BRC7F530S (grey panel)			
	Wired remote control					BRC1H51 / BRC1E53A / BRC1E53B / BRC1E53C / BRC1D52			
Power supply	Phase/Frequency/Voltage				Hz/V	1~/50/220-240			

Outdoor unit					RXS	25L3	35L3	50L	60L
Dimensions	Unit	HeightxWidthxDepth			mm	550x765x285		735x825x300	
Weight	Unit				kg	34		47	48
Sound power level	Cooling				dBA	59	61	62	
	Heating				dBA	59	61	62	
Sound pressure level	Cooling	Low/High			dBA	-/46	-/48	44/48	46/49
	Heating	Low/High			dBA	-/47	-/48	45/48	46/49
Operation range	Cooling	Ambient	Min.~Max.		°CDB	-10~46			
	Heating	Ambient	Min.~Max.		°CWB	-15~18			
Refrigerant	Type					R-410A			
	GWP					2,087.5			
	Charge				kg/TCO2Eq	1.0/2.1	1.2/2.5	1.7/3.5	1.5/3.1
Piping connections	Liquid	OD			mm	6.35			
	Gas	OD			mm	9.5		12.7	
	Piping length	OU - IU	Max.		m	20		30	
		System	Chargeless		m	10		-	
	Additional refrigerant charge				kg/m	0.02 (for piping length exceeding 10m)		0.020 (for piping length exceeding 10m)	
	Level difference	IU - OU	Max.		m	15		20.0	
Power supply	Phase/Frequency/Voltage				Hz/V	1~/50/220-240		1~/50/220-230-240	
Current - 50Hz	Maximum fuse amps (MFA)				A	-			

Concealed ceiling unit

Compact concealed ceiling unit, with a height of only 200mm

- Invisible unit as the unit is concealed in the ceiling: only the suction and discharge grilles are visible
- Compact dimensions, can easily be mounted in a ceiling void of only 240mm
- Medium external static pressure up to 40Pa facilitates unit use with flexible ducts of varying lengths
- Unified indoor unit range for R-32 and R-410A
- Auto cleaning filter option ensures maximum efficiency, comfort and reliability by regular filter cleaning
- Multi zoning kit allows multiple individually-controlled climate zones to be served by one indoor unit
- Online controller (optional): control your indoor from any location with an app, via your local network or internet and keep an overview on your energy consumption
- Low energy consumption thanks to DC fan motor

Efficiency data				FDXM + RXS	25F3 + 25L3	35F3 + 35L3	50F3 + 50L	60F3 + 60L
Cooling capacity	Nom.			kW	2.40	3.40	5.00	6.00
Heating capacity	Nom.			kW	3.20	4.00	5.80	7.00
Power input	Cooling	Nom.		kW	0.64	1.15	1.65	2.06
	Heating	Nom.		kW	0.80	1.15	1.87	2.18
Seasonal efficiency (according to EN14825)	Cooling	Energy efficiency class			A+	A	A+	A
		Pdesign		kW	2.40	3.40	5.00	6.00
		SEER			5.63	5.21	5.72	5.51
		Annual energy consumption		kWh	149	228	306	381
	Heating (Average climate)	Energy efficiency class			A+	A		
		Pdesign		kW	2.60	2.90	4.00	4.60
		SCOP/A			4.24	3.88	3.93	3.80
		Annual energy consumption		kWh	858	1,047	1,425	1,693
Nominal efficiency	EER				3.74	2.96	3.03	2.91
	COP				4.00	3.48	3.10	3.21
	Annual energy consumption			kWh	321	574	825	1,030
	Energy labeling Directive	Cooling/Heating			A/A	B/A	B/D	C/C

Indoor unit				FDXM	25F3	35F3	50F3	60F3
Dimensions	Unit	HeightxWidthxDepth		mm	200x750x620		200x1,150x620	
Weight	Unit			kg	21		28	
Air filter	Type				Removable / washable			
Fan	Air flow rate	Cooling	Low/Medium/High	m^3/min	7.3/8.0 /8.7		13.3/14.6 /15.8	13.5/14.8 /16.0
		Heating	Low/Medium/High	m^3/min	7.3/8.0 /8.7		13.3/14.6 /15.8	13.5/14.8 /16.0
	External static pressure	Nom.		Pa	30		40	
Sound power level	Cooling			dBA	53		55	56
	Heating			dBA	53		55	56
Sound pressure level	Cooling	Low/High		dBA	27/35		30/38	
	Heating	Low/High		dBA	27/35		30/38	
Control systems	Infrared remote control				BRC4C65			
	Wired remote control				BRC1H51 / BRC1E53A / BRC1E53B / BRC1E53C / BRC1D52			
Power supply	Phase/Frequency/Voltage			Hz/V	1~/50/220-240			

Outdoor unit				RXS	25L3	35L3	50L	60L
Dimensions	Unit	HeightxWidthxDepth		mm	550x765x285		735x825x300	
Weight	Unit			kg	34		47	48
Sound power level	Cooling			dBA	59	61	62	
	Heating			dBA	59	61	62	
Sound pressure level	Cooling	Low/High		dBA	-/46	-/48	44/48	46/49
	Heating	Low/High		dBA	-/47	-/48	45/48	46/49
Operation range	Cooling	Ambient	Min.~Max.	°CDB	-10~46			
	Heating	Ambient	Min.~Max.	°CWB	-15~18			
Refrigerant	Type				R-410A			
	GWP				2,087.5			
	Charge			kg/TCO2Eq	1.0/2.1	1.2/2.5	1.7/3.5	1.5/3.1
Piping connections	Liquid	OD		mm	6.35			
	Gas	OD		mm	9.5		12.7	
	Piping length	OU - IU	Max.	m	20		30	
		System	Chargeless	m	10		-	
	Additional refrigerant charge			kg/m	0.02 (for piping length exceeding 10m)			
	Level difference	IU - OU	Max.	m	15		20.0	
Power supply	Phase/Frequency/Voltage			Hz/V	1~/50/220-240		1~/50/220-230-240	
Current - 50Hz	Maximum fuse amps (MFA)			A	-			

Nominal cooling capacities are based on: indoor temperature: 27°CDB, 19°CWB, outdoor temperature: 35°CDB, equivalent refrigerant piping: 5m, level difference: 0m. | Nominal heating capacities are based on: indoor temperature: 20°CDB, outdoor temperature: 7°CDB, 6°CWB, equivalent refrigerant piping: 5m, level difference: 0m.

Concealed ceiling unit with medium ESP

Slimmest yet most powerful medium static pressure unit on the market

- Combination with Seasonal Smart ensures best in class quality, highest efficiency and performance
- Slimmest unit in class, only 245mm (300mm built-in height) and therefore narrow ceiling voids are no longer a challenge
- Low operation sound level down to 25dBA
- Medium external static pressure up to 150Pa facilitates using flexible ducts of varying lengths
- Unified indoor unit range for R-32 and R-410A
- Possibility to change ESP via wired remote control allows optimisation of the supply air volume
- Discretely concealed in the ceiling: only the suction and discharge grilles are visible
- Multi zoning kit allows multiple individually-controlled climate zones to be served by one indoor unit
- Reduced energy consumption thanks to specially developed DC fan motor
- Optional fresh air intake

- Flexible installation: air suction direction can be altered from rear to bottom suction and choice between free use or connection to optional suction grilles
- Standard built-in drain pump with 625mm lift increases flexibility and installation speed

Efficiency data				FBA + RZQG	71A + 71L9V1	100A + 100L9V1	125A + 125L9V1	140A + 140L9V1	71A + 71L8Y1	100A + 100L8Y1	125A + 125L8Y1	140A + 140LY1
Cooling capacity	Nom.			kW	6.8	9.5	12.0	13.4	6.8	9.5	12.0	13.4
Heating capacity	Nom.			kW	7.50	10.80	13.50	15.5	7.50	10.80	13.50	15.5
Power input	Cooling	Nom.		kW	1.89	2.49	3.63	4.00	1.89	2.49	3.63	4.00
	Heating	Nom.		kW	1.87	2.45	3.46	4.31	1.87	2.45	3.46	4.31
Seasonal efficiency (according to EN14825)	Cooling	Energy efficiency class			A++	A+	A++	-	A++	A+	A++	-
		Pdesign		kW	6.80	9.50	12.00	-	6.80	9.50	12.00	-
		SEER			6.16	5.87	6.11	-	6.16	5.87	6.11	-
		Annual energy consumption		kWh	386	566	687	-	386	566	687	-
	Heating (Average climate)	Energy efficiency class			A+	A++	A+	-	A+	A++	A+	-
		Pdesign		kW	6.00	11.30	12.70	-	6.00	11.30	12.70	-
		SCOP/A			4.31	4.78	4.28	-	4.31	4.78	4.28	-
		Annual energy consumption		kWh	1,949	3,310	4,154	-	1,949	3,310	4,154	-
Nominal efficiency	EER				3.60	3.81	3.31	3.35	3.60	3.81	3.31	3.35
	COP				4.01	4.41	3.90	3.60	4.01	4.41	3.90	3.60
	Annual energy consumption			kWh	944	1,247	1,813	-	944	1,247	1,813	-
	Energy labeling Directive	Cooling/Heating			A/A			-/-	A/A			-/-

Indoor unit				FBA	71A	100A	125A	140A	71A	100A	125A	140A
Dimensions	Unit	HeightxWidthxDepth		mm	245x1,000x800	245x1,400x800			245x1,000x800	245x1,400x800		
Weight	Unit			kg	35.0	46.0			35.0	46.0		
Air filter	Type				Resin net							
Fan	Air flow rate	Cooling	Low/Medium/High	m^3/min	12.5/15.0 /18.0	23.0/26.0 /29.0	23.5/29.0 /34.0		12.5/15.0 /18.0	23.0/26.0 /29.0	23.5/29.0 /34.0	
		Heating	Low/Medium/High	m^3/min	12.5/15.0 /18.0	23.0/26.0 /29.0	23.5/29.0 /34.0		12.5/15.0 /18.0	23.0/26.0 /29.0	23.5/29.0 /34.0	
	External static pressure	Nom./High		Pa	30/150	40/150	50/150		30/150	40/150	50/150	
Sound power level	Cooling			dBA	56	58	62		56	58	62	
Sound pressure level	Cooling	Low/High		dBA	25.0/30.0	30.0/34.0	32.0/37.0		25.0/30.0	30.0/34.0	32.0/37.0	
	Heating	Low/High		dBA	25.0/31.0	30.0/36.0	32.0/38.0		25.0/31.0	30.0/36.0	32.0/38.0	
Control systems	Infrared remote control				BRC4C65 / BRC4C66							
	Wired remote control				BRC1H51 / BRC1E53A / BRC1E53B / BRC1E53C / BRC1D52							
Power supply	Phase/Frequency/Voltage			Hz/V	1~/50/60/220-240/220							

Outdoor unit				RZQG	71L9V1	100L9V1	125L9V1	140L9V1	71L8Y1	100L8Y1	125L8Y1	140LY1
Dimensions	Unit	HeightxWidthxDepth		mm	990x940x320	1,430x940x320			990x940x320	1,430x940x320		
Weight	Unit			kg	69	95			80	101		
Sound power level	Cooling			dBA	64	66	67	69	64	66	67	69
Sound pressure level	Cooling	Nom.		dBA	48	50	51	52	48	50	51	52
	Heating	Nom.		dBA	50	52	53		50	52	53	
Operation range	Cooling	Ambient	Min.~Max.	°CDB	-15~50							
	Heating	Ambient	Min.~Max.	°CWB	-20~15.5							
Refrigerant	Type/GWP				R-410A/2,087.5							
	Charge			kg/TCO2Eq	2.9/6.1	4.0/8.4			2.9/6.1	4.0/8.4		
Piping connections	Liquid/Gas			mm	9.52/15.9							
	Piping length	OU - IU	Max.	m	50	75			50	75		
		System	Equivalent	m	70	90			70	90		
			Chargeless	m	30							
	Additional refrigerant charge			kg/m	See installation manual							
	Level difference	IU - OU	Max.	m	30.0							
Power supply	Phase/Frequency/Voltage			Hz/V	1~/50/220-240				3N~/50/380-415			
Current - 50Hz	Maximum fuse amps (MFA)			A	25	40			16	25		

MFA is used to select the circuit breaker and the ground fault circuit interrupter (earth leakage circuit breaker). For more detailed information on each combination, please refer to the electrical data drawing.

Seasonal Classic

Concealed ceiling unit with medium ESP

Slimmest yet most powerful medium static pressure unit on the market

- Combination with Seasonal Classic ensures good value for money for all types of commercial applications
- Slimmest unit in class, only 245mm (300mm built-in height) and therefore narrow ceiling voids are no longer a challenge
- Low operation sound level down to 25dBA
- Medium external static pressure up to 150Pa facilitates using flexible ducts of varying lengths
- Unified indoor unit range for R-32 and R-410A
- Possibility to change ESP via wired remote control allows optimisation of the supply air volume
- Discretely concealed in the ceiling: only the suction and discharge grilles are visible
- Multi zoning kit allows multiple individually-controlled climate zones to be served by one indoor unit

Optimised supply air volume

Automatically selects the most appropriate fan curve to achieve the units' nominal air flow within ±10%

Why?

After installation the real ducting will frequently differ from the initially calculated air flow resistance → the real air flow may be much lower or higher than nominal, leading to a lack of capacity or uncomfortable air temperature

Automatic Airflow Adjustment function will adapt the unit's fan speed to any ducting automatically (10 or more fan curves are available on every model), making installation much faster

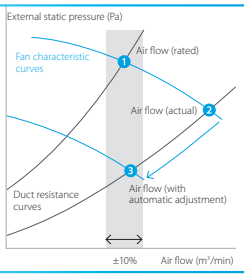

Efficiency data				FBA + RZQSG	71A + 71L3V1	100A + 100L9V1	125A + 125L9V1	140A + 140L9V1	100A + 100L8Y1	125A + 125L8Y1	140A + 140LY1
Cooling capacity	Nom.			kW	6.80	9.5	12.0	13.4	9.5	12.0	13.4
Heating capacity	Nom.			kW	7.50	10.80	13.50	15.5	10.80	13.50	15.5
Power input	Cooling	Nom.		kW	1.98	2.84	3.72	4.38	2.84	3.72	4.38
	Heating	Nom.		kW	1.91	2.94	3.72	4.56	2.94	3.72	4.56
Seasonal efficiency (according to EN14825)	Cooling	Energy efficiency class			A+		A	-	A+	A	-
		Pdesign		kW	6.80	9.50	12.00	-	9.50	12.00	-
		SEER			5.84	5.61	5.47	-	5.61	5.47	-
		Annual energy consumption		kWh	408	593	768	-	593	768	-
	Heating (Average climate)	Energy efficiency class			A+			-	A+		-
		Pdesign		kW	6.00	7.60		-	7.60		-
		SCOP/A			4.01	4.15	4.01	-	4.15	4.01	-
		Annual energy consumption		kWh	2,095	2,564	2,653	-	2,564	2,653	-
Nominal efficiency	EER				3.43	3.35	3.23	3.06	3.35	3.23	3.06
	COP				3.92	3.67	3.63	3.40	3.67	3.63	3.40
	Annual energy consumption			kWh	991	1,418	1,858	-	1,418	1,858	-
	Energy labeling Directive	Cooling/Heating			A/A			-/-	A/A		-/-

Indoor unit				FBA	71A	100A	125A	140A	100A	125A	140A
Dimensions	Unit	HeightxWidthxDepth		mm	245x1,000x800	245x1,400x800					
Weight	Unit			kg	35.0	46.0					
Air filter	Type				Resin net						
Fan	Air flow rate	Cooling	Low/Medium/High	m^3/min	12.5/15.0 /18.0	23.0/26.0 /29.0	23.5/29.0 /34.0		23.0/26.0 /29.0	23.5/29.0 /34.0	
		Heating	Low/Medium/High	m^3/min	12.5/15.0 /18.0	23.0/26.0 /29.0	23.5/29.0 /34.0		23.0/26.0 /29.0	23.5/29.0 /34.0	
	External static pressure	Nom./High		Pa	30/150	40/150	50/150		40/150	50/150	
Sound power level	Cooling			dBA	56	58	62		58	62	
Sound pressure level	Cooling	Low/High		dBA	25.0/30.0	30.0/34.0	32.0/37.0		30.0/34.0	32.0/37.0	
	Heating	Low/High		dBA	25.0/31.0	30.0/36.0	32.0/38.0		30.0/36.0	32.0/38.0	
Control systems	Infrared remote control				BRC4C65 / BRC4C66						
	Wired remote control				BRC1H51 / BRC1E53A / BRC1E53B / BRC1E53C / BRC1D52						
Power supply	Phase/Frequency/Voltage			Hz/V	1~/50/60/220-240/220						

Outdoor unit				RZQSG	71L3V1	100L9V1	125L9V1	140L9V1	100L8Y1	125L8Y1	140LY1
Dimensions	Unit	HeightxWidthxDepth		mm	770x900x320	990x940x320		1,430x940x320	990x940x320		1,430x940x320
Weight	Unit			kg	67	72	74	95	82		101
Sound power level	Cooling			dBA	65	70		69	70		69
Sound pressure level	Cooling	Nom./Silent operation		dBA	49/47	53/-	54/-	53/-		54/-	53/-
	Heating	Nom.		dBA	51	57	58	54	57	58	54
Operation range	Cooling	Ambient	Min.~Max.	°CDB	-15.0~46	-15~46					
	Heating	Ambient	Min.~Max.	°CWB	-15~15.5						
Refrigerant	Type/GWP				R-410A/2,087.5						
	Charge			kg/TCO2Eq	2.75/5.7	2.9/6.1		4.0/8.4	2.9/6.1		4.0/8.4
Piping connections	Liquid/Gas			mm	9.52/15.9						
	Piping length	OU - IU System	Max.	m	50						
			Equivalent	m	70						
			Chargeless	m	30						
	Additional refrigerant charge			kg/m	See installation manual						
	Level difference	IU - OU	Max.	m	15	30.0					
Power supply	Phase/Frequency/Voltage			Hz/V	1~/50/220-240				3N~/50/380-415		
Current - 50Hz	Maximum fuse amps (MFA)			A	20	32		-	16		20

MFA is used to select the circuit breaker and the ground fault circuit interrupter (earth leakage circuit breaker). For more detailed information on each combination, please refer to the electrical data drawing.

Concealed ceiling unit with medium ESP

Slimmest yet most powerful medium static pressure unit on the market

- Combination with split outdoor units is ideal for small retail, offices or residential applications
- Slimmest unit in class, only 245mm (300mm built-in height) and therefore narrow ceiling voids are no longer a challenge
- Low operation sound level down to 25dBA
- Medium external static pressure up to 150Pa facilitates using flexible ducts of varying lengths
- Unified indoor unit range for R-32 and R-410A
- Possibility to change ESP via wired remote control allows optimisation of the supply air volume
- Discretely concealed in the ceiling: only the suction and discharge grilles are visible
- Multi zoning kit allows multiple individually-controlled climate zones to be served by one indoor unit

Efficiency data				FBA + RXS	35A + 35L3	50A + 50L	60A + 60L
Cooling capacity	Nom.			kW	3.40	5.00	5.70
Heating capacity	Nom.			kW	4.00	5.50	7.00
Power input	Cooling		Nom.	kW	0.85	1.42	1.65
	Heating		Nom.	kW	1.00	1.44	1.89
Seasonal efficiency (according to EN14825)	Cooling		Energy efficiency class		A++		A+
			Pdesign	kW	3.40	5.00	5.70
			SEER		6.17	6.21	5.86
			Annual energy consumption	kWh	193	282	340
	Heating (Average climate)		Energy efficiency class		A+		
			Pdesign	kW	2.90	4.40	4.60
			SCOP/A		4.07	4.06	4.01
			Annual energy consumption	kWh	998	1,517	1,606
Nominal efficiency	EER				3.99	3.52	3.45
	COP				4.02	3.83	3.71
	Annual energy consumption			kWh	426	710	826
	Energy labeling Directive		Cooling/Heating		A/A		

Indoor unit				FBA	35A	50A	60A
Dimensions	Unit	HeightxWidthxDepth		mm	245x700x800		245x1,000x800
Weight	Unit			kg	28.0		35.0
Air filter	Type				Resin net		
Fan	Air flow rate	Cooling	Low/Medium/High	m^3/min	10.5/12.5 /15.0		12.5/15.0 /18.0
		Heating	Low/Medium/High	m^3/min	10.5/12.5 /15.0		12.5/15.0 /18.0
	External static pressure	Nom./High		Pa	30/150		
Sound power level	Cooling			dBA	60		56
Sound pressure level	Cooling	Low/High		dBA	29.0/35.0		25.0/30.0
	Heating	Low/High		dBA	29.0/37.0		25.0/31.0
Control systems	Infrared remote control				BRC4C65 / BRC4C66		
	Wired remote control				BRC1H51 / BRC1E53A / BRC1E53B / BRC1E53C / BRC1D52		
Power supply	Phase/Frequency/Voltage			Hz/V	1~/50/60/220-240/220		

Outdoor unit				RXS	35L3	50L	60L
Dimensions	Unit	HeightxWidthxDepth		mm	550x765x285	735x825x300	
Weight	Unit			kg	34	47	48
Sound power level	Cooling			dBA	61	62	
	Heating			dBA	61	62	
Sound pressure level	Cooling	Low/High		dBA	-/48	44/48	46/49
	Heating	Low/High		dBA	-/48	45/48	46/49
Operation range	Cooling	Ambient	Min.~Max.	°CDB	-10~46		
	Heating	Ambient	Min.~Max.	°CWB	-15~18		
Refrigerant	Type				R-410A		
	GWP				2,087.5		
	Charge			kg/TCO2Eq	1.2/2.5	1.7/3.5	1.5/3.1
Piping connections	Liquid	OD		mm	6.35		
	Gas	OD		mm	9.5	12.7	
	Piping length	OU - IU	Max.	m	20	30	
		System	Chargeless	m	10	-	
	Additional refrigerant charge			kg/m	0.02 (for piping length exceeding 10m)	0.020 (for piping length exceeding 10m)	
	Level difference	IU - OU	Max.	m	15	20.0	
Power supply	Phase/Frequency/Voltage			Hz/V	1~/50/220-240	1~/50/220-230-240	
Current - 50Hz	Maximum fuse amps (MFA)			A	-		

Seasonal Smart Seasonal Classic

Concealed ceiling unit with high ESP

ESP up to 200, ideal for large sized spaces

- Unified range for R-32 and R-410A
- High external static pressure up to 200Pa facilitates extensive duct and grille network
- Possibility to change ESP via wired remote control allows optimisation of the supply air volume
- Discretely concealed in the ceiling: only the suction and discharge grilles are visible
- Reduced energy consumption thanks to specially developed DC fan motor
- No optional adapter needed for DIII-connection, link your unit into the wider building management system.
- Flexible installation, as the air suction direction can be altered from rear to bottom suction
- Standard built-in drain pump with 625mm lift increases flexibility and installation speed

Efficiency data			FDA + RZQG/RZQSG	FDA125A5VEB / RZQG125L9V1B	FDA125A5VEB / RZQG125L8Y1B	FDA125A5VEB / RZQSG125L9V1B	FDA125A5VEB / RZQSG125L8Y1B
Cooling capacity	Nom.		kW	12.0			
Heating capacity	Nom.		kW	13.5			
Power input	Cooling	Nom.	kW	3.20		3.74	
	Heating	Nom.	kW	3.53		3.85	
Seasonal efficiency (according to EN14825)	Cooling	Energy efficiency class		A+		A	
		Pdesign	kW	12.0			
		SEER		5.81		5.20	
		Annual energy consumption	kWh	723		808	
	Heating (Average climate)	Energy efficiency class		A+		A	
		Pdesign	kW	12.7		7.60	
		SCOP/A		4.21		3.90	
		Annual energy consumption	kWh	4,227		2,729	
Nominal efficiency	EER			3.75		3.21	
	COP			3.83		3.51	
	Annual energy consumption		kWh	1,600 (0.000)		1,870 (0.000)	
	Energy labeling Directive	Cooling/Heating		A / A		A / B	

Indoor unit			FDA	125A
Dimensions	Unit	HeightxWidthxDepth	mm	300x1,400x700
Required ceiling void >			mm	350
Weight	Unit		kg	45
Decoration panel	Model			BYBS125DJW1
	Colour			White (10Y9/0.5)
	Dimensions	HeightxWidthxDepth	mm	55x1,500x500
	Weight		kg	6.5
Air filter	Type			Resin net with mold resistance
Fan - Air flow rate	Cooling	High/Low	m^3/min	39/28
	Heating	High/Low	m^3/min	39/28
Fan - External static pressure	High/Nom./Maximum available/High		Pa	200/50/-
Sound power level	Cooling		dBA	66
Sound pressure level	Cooling	High/Low	dBA	40/33
	Heating	High/Low	dBA	40/33
Refrigerant	Type			R-32 / R-410A
Control systems	Infrared remote control			BRC4C65
	Wired remote control			BRC1H51 / BRC1E53A / BRC1E53B / BRC1E53C / BRC1D52
Power supply	Phase / Frequency / Voltage		Hz / V	1~ / 50/60 / 220-240/220

Outdoor unit				RZQG/RZQSG	RZQG125L9V1	RZQG125L8Y1	RZQSG125L9V1	RZQSG125L8Y1
Dimensions	Unit	HeightxWidthxDepth		mm	1,430x940x320		990x940x320	
Weight	Unit			kg	95	101	74	82
Sound power level	Cooling			dBA	67		70	
Sound pressure level	Cooling	Nom.		dBA	51		54/-	
	Heating	Nom.		dBA	53		58	
Operation range	Cooling	Ambient	Min.~Max.	°CDB	-15~50		-15~46	
	Heating	Ambient	Min.~Max.	°CWB	-20~15.5		-15~15.5	
Refrigerant	Type/GWP				R-410A/2,087.5			
	Charge			kg/TCO2Eq	4.0/8.4		2.9/6.1	
Piping connections	Liquid/Gas			mm	9.52/15.9			
	Piping length	OU - IU	Max.	m	75		50	
		System	Equivalent	m	90		70	
			Chargeless	m	30		30	
	Additional refrigerant charge			kg/m	See installation manual			
	Level difference	IU - OU	Max.	m	30.0			
Power supply	Phase/Frequency/Voltage			Hz/V	1~/50/220-240	3N~/50/380-415	1~/50/220-240	3N~/50/380-415
Current - 50Hz	Maximum fuse amps (MFA)			A	40	25	32	16

(1) EER/COP according to Eurovent 2012, for use outside EU only
(2) MFA is used to select the circuit breaker and the ground fault circuit interrupter (earth leakage circuit breaker). For more detailed information on each combination, please refer to the electrical data drawing.

Concealed ceiling unit with high ESP

ESP up to 250, ideal for extra large sized spaces

› High external static pressure up to 250Pa facilitates using flexible ducts of varying lengths
› Discretely concealed in the ceiling: only the suction and discharge grilles are visible
› Up to 26.4kW in heating mode

FDQ-B



BRC1H51W

Indoor unit				FDQ	200B	250B
Dimensions	Unit	HeightxWidthxDepth		mm	450x1,400x900	
Required ceiling void >				mm	450	
Weight	Unit			kg	89.0	94.0
Air filter	Type				Resin net with mold resistance	
Fan - Air flow rate	Cooling	Nom.		m^3/min	69.0	89.0
	Heating	Nom.		m^3/min	69.0	89.0
Fan - External static pressure	High/Nom./Low			Pa	250/250/250	
Sound power level	Cooling			dBA	81	82
Sound pressure level	Cooling	High		dBA	45.0	47.0
	Heating	Low		dBA	45.0	47.0
Control systems	Wired remote control				BRC1H51 / BRC1E53A / BRC1E53B / BRC1E53C / BRC1D52	
Power supply	Phase / Frequency / Voltage			Hz / V	1~ / 50 / 230	

Concealed ceiling unit

Ideal for residential applications with false ceilings

- Energy efficient units: up to class A energy labels
- Medium external static pressure up to 150Pa facilitates using flexible ducts of varying lengths
- Slim indoor unit (300mm built-in height) suited for narrow ceiling installation
- Exclusively offered for pair applications
- Discretely concealed in the ceiling: only the suction and discharge grilles are visible
- Flexible installation: air suction direction can be altered from rear to bottom suction and choice between free use or connection to optional suction grilles
- Drain pump kit available as accessory



Efficiency data			ADEQ + ARXS/AZQS	ADEQ71C + ARXS71L	ADEQ100C + AZQS100B8V1	ADEQ125C + AZQS125B8V1
Cooling capacity	Nom.		kW	6.80	9.50	12.1
Heating capacity	Nom.		kW	7.50	10.8	13.5
Power input	Cooling	Nom.	kW	2.55	-	-
	Heating	Nom.	kW	2.16	-	-
Seasonal efficiency (according to EN14825)	Cooling	Energy efficiency class		A	A	-
		Pdesign	kW	6.80	9.50	-
		SEER		5.30	5.10	-
		Annual energy consumption	kWh	449	652	-
	Heating (Average climate)	Energy efficiency class		A	A	-
		Pdesign	kW	6.00	7.60	-
		SCOP/A		3.80	3.81	-
		Annual energy consumption	kWh	2,210	2,793	-

Indoor unit				ADEQ	71C	100C	125C
Dimensions	Unit	HeightxWidthxDepth		mm	245x1,000x800	245x1,400x800	
Weight	Unit			kg	35	46	
Air filter	Type				Resin net		
Fan	Air flow rate	Cooling	Low/Medium/High	m^3/min	12.5/15.0 /18.0	23.0/26.0 /29.0	23.5/29.0 /34.0
		Heating	Low/Medium/High	m^3/min	12.5/15.0 /18.0	23.0/26.0 /29.0	23.5/29.0 /34.0
	External static pressure	Nom./High		Pa	30/150	40/150	50/150
Sound power level	Cooling			dBA	56	58	62
Sound pressure level	Cooling	Low/Nom./High		dBA	25/30/30	30/34/34	32/37/37
	Heating	Low/Nom./High		dBA	25/31/31	30/36/36	32/38/38
Control systems	Infrared remote control				BRC4C65		
	Wired remote control				BRC1D52		
Power supply	Phase/Frequency/Voltage			Hz/V	1~/50/220-240		

Outdoor unit				ARXS/AZQS	ARXS71L	AZQS100B8V1	AZQS125B8V1
Dimensions	Unit	HeightxWidthxDepth		mm	735x825x300	990x940x320	
Weight	Unit			kg	47	72.8	74.3
Sound power level	Cooling			dBA	65	70	71
	Heating			dBA	65		
Sound pressure level	Cooling	Nom.		dBA	52	53	54
	Heating	Nom.		dBA	52	57	58
Operation range	Cooling	Ambient	Min.~Max.	°CDB	-10~46	-5~46	
	Heating	Ambient	Min.~Max.	°CWB	-15~18	-15~15.5	
Refrigerant	Type				R-410A		
	GWP				2,087.5		
	Charge			kg/TCO2Eq	1.70/-	2.9/6.1	
Piping connections	Liquid	OD		mm	9.52	9.52	
	Gas	OD		mm	15.9	15.9	
	Piping length	OU - IU	Max.	m	30	50	
		System	Equivalent	m		70	
			Chargeless	m	10	30	
	Additional refrigerant charge			kg/m	0.02 (for piping length exceeding 10m)	See installation manual	
	Level difference	IU - OU	Max.	m	20.0	30.0	
Power supply	Phase/Frequency/Voltage			Hz/V	1~/50/220-230-240	1~/50/220-240	
Current - 50Hz	Maximum fuse amps (MFA)			A	-		

Concealed ceiling unit

Ideal for medium sized shops with false ceilings

- Ideal solution for busy retail and business environments and small shops
- Discretely concealed in the ceiling: only the suction and discharge grilles are visible
- Exclusively offered for pair applications
- Air filter removes airborne dust particles to ensure a steady supply of clean air
- Easy installation and maintenance
- Double protection drainage system ensures quality



ABQ-C

AZQS100-125B8V1/BY1

ARCWB

Efficiency data				ABQ + AZQS	140C + 140B8V1	100C + 100BY1	125C + 125BY1	140C + 140BY1
Cooling capacity	Nom.			kW	13.0	9.5	12.1	13.0
Heating capacity	Nom.			kW	15.5	10.8	13.5	15.5
Power input	Cooling	Nom.		kW	4.32	3.63	4.31	4.32
	Heating	Nom.		kW	4.55	3.16	3.96	4.55
Seasonal efficiency (according to EN14825)	Cooling	Energy label			-	B	-	
		Pdesign		kW	-	9.50	-	
		SEER			-	4.65	-	
		Annual energy consumption		kWh	-	716	-	
	Heating (Average climate)	Energy label			-	A	-	
		Pdesign		kW	-	6.78	-	
		SCOP			-	3.80	-	
		Annual energy consumption		kWh	-	2,498	-	
Nominal efficiency	EER				3.01	2.62	2.81	3.01
	COP				3.41	3.42	3.41	
	Annual energy consumption			kWh	-	1,813	2,153	-
	Energy label	Cooling/Heating			-	D/B	C/B	-

Indoor unit				ABQ	140C	100C	125C	140C
Dimensions	Unit	HeightxWidthxDepth		mm	378x541x1,499	378x541x1,045	378x541x1,299	378x541x1,499
Weight	Unit			kg	56	44	50	56
Air filter	Type							
Fan - Air flow rate	Cooling	High/Nom./Low		m^3/min	48.7/43.9/37.9	22.7/20.5/18.3	40.5/37.4/34.8	48.7/43.9/37.9
	Heating	High/Nom./Low		m^3/min	48.7/43.9/37.9	22.7/20.5/18.3	40.5/37.4/34.8	48.7/43.9/37.9
Fan - External static pressure	High/Nom./Low			Pa	150/122/92	70/57/45	150/128/111	150/122/92
Sound power level	Cooling			dBA	-	60	-	
	Heating			dBA	-	60	-	
Sound pressure level	Cooling	High/Nom./Low		dBA	55/53/50	41/38/36	53/52/50	55/53/50
	Heating	High/Nom./Low		dBA	55/53/50	41/38/36	53/52/50	55/53/50
Control systems	Wired remote control				ARCWB			
Power supply	Phase / Frequency / Voltage			Hz / V	1~ / 50 / 220-240			

Outdoor unit				AZQS	140B8V1	100BY1	125BY1	140BY1
Dimensions	Unit	HeightxWidthxDepth		mm	1,430x940x320	990x940x320		1,430x940x320
Weight	Unit			kg	94.9	82		101
Sound power level	Cooling			dBA	70		71	70
Sound pressure level	Cooling	Nom.		dBA	53		54	53
	Heating	Nom.		dBA	54	57	58	54
	Night quiet mode	Level 1		dBA	49			
Operation range	Cooling	Ambient	Min.~Max.	°CDB	-5~46			
	Heating	Ambient	Min.~Max.	°CWB	-15~15.5			
Refrigerant	Type/Charge kg-TCO^{2}Eq/GWP				R-410A/4.0/8.4/2,087.5	R-410A/2.9/6.1/2,087.5		R-410A/4.0/8.4/2,087.5
Piping connections	Liquid	OD		mm	9.52			
	Gas	OD		mm	15.9			
	Piping length	OU - IU	Max.	m	50			
		System	Equivalent	m	70			
			Chargeless	m	30			
	Additional refrigerant charge			kg/m	See installation manual			
	Level difference	IU - OU	Max.	m	30.0			
Power supply	Phase / Frequency / Voltage			Hz / V	1~ / 50 / 220-240	3N~ / 50 / 380-415		
Current - 50Hz	Maximum fuse amps (MFA)			A	40	16	20	25

(1) EER/COP according to Eurovent 2012, for use outside EU only (2) MFA is used to select the circuit breaker and the ground fault circuit interrupter (earth leakage circuit breaker). For more detailed information on each combination, please refer to the electrical data drawing.

Seasonal Smart

Wall mounted unit

For rooms with no false ceilings nor free floor space

- Combination with Seasonal Smart ensures best in class quality, highest efficiency and performance
- Flat, stylish front panel blends easily within any interior décor and is easier to clean
- Can easily be installed in both new and refurbishment projects
- Unified indoor unit range for R-32 and R-410A
- Reduced energy consumption thanks to specially developed DC fan motor
- The air is comfortably spread up- and downwards thanks to 5 different discharge angles that can be programmed via the remote control
- Maintenance operations can be performed easily from the front of the unit
- Flexible to install as the largest casing only weighs 17kg and piping connection can be done at the bottom, left or right of the unit

FAA-A

RZQG100-125-140L9V1/L(8)Y1

BRC1H51W

BRP069A81

Efficiency data				FAA + RZQG	71A + 71L9V1	100A + 100L9V1	71A + 71L8Y1	100A + 100L8Y1
Cooling capacity	Nom.			kW	6.80	9.50	6.80	9.50
Heating capacity	Nom.			kW	7.50	10.8	7.50	10.8
Power input	Cooling		Nom.	kW	2.00	2.63	2.00	2.63
	Heating		Nom.	kW	2.03	3.00	2.03	3.00
Seasonal efficiency (according to EN14825)	Cooling		Energy efficiency class		A++			
			Pdesign	kW	6.80	9.50	6.80	9.50
			SEER		6.43	6.11	6.43	6.11
			Annual energy consumption	kWh	371	545	371	545
	Heating (Average climate)		Energy efficiency class		A+			
			Pdesign	kW	6.33	10.2	6.33	10.2
			SCOP/A		4.02	4.01	4.02	4.01
			Annual energy consumption	kWh	2,205	3,562	2,205	3,562
Nominal efficiency	EER				3.40	3.62	3.40	3.62
	COP				3.70	3.61	3.70	3.61
	Annual energy consumption			kWh	1,000	1,315	1,000	1,315
	Energy labeling Directive		Cooling/Heating		A/A			

Indoor unit				FAA	71A	100A	71A	100A
Dimensions	Unit	HeightxWidthxDepth		mm	290x1,050x238	340x1,200x240	290x1,050x238	340x1,200x240
Weight	Unit			kg	13.0	17.0	13.0	17.0
Air filter	Type				-			
Fan	Air flow rate	Cooling	Low/Medium/High	m^3/min	14.0/16 /18.0	19.0/23 /26.0	14.0/16 /18.0	19.0/23 /26.0
		Heating	Low/Medium/High	m^3/min	14.0/16.0 /18.0	19.0/23.0 /26.0	14.0/16.0 /18.0	19.0/23.0 /26.0
Sound power level	Cooling			dBA	61	65	61	65
	Heating			dBA	61	65	61	65
Sound pressure level	Cooling	Low/High		dBA	40/45	41/49	40/45	41/49
	Heating	Low/High		dBA	40/45	41/49	40/45	41/49
Control systems	Wired remote control				BRC1H51 / BRC1E53A / BRC1E53B / BRC1E53C / BRC1D52			
Power supply	Phase/Frequency/Voltage			Hz/V	1~/50/220-240			

Outdoor unit				RZQG	71L9V1	100L9V1	71L8Y1	100L8Y1
Dimensions	Unit	HeightxWidthxDepth		mm	990x940x320	1,430x940x320	990x940x320	1,430x940x320
Weight	Unit			kg	69	95	80	101
Sound power level	Cooling			dBA	64	66	64	66
Sound pressure level	Cooling	Nom.		dBA	48	50	48	50
	Heating	Nom.		dBA	50	52	50	52
Operation range	Cooling	Ambient	Min.~Max.	°CDB	-15~50			
	Heating	Ambient	Min.~Max.	°CWB	-20~15.5			
Refrigerant	Type/GWP				R-410A/2,087.5			
	Charge			kg/TCO2Eq	2.9/6.1	4.0/8.4	2.9/6.1	4.0/8.4
Piping connections	Liquid/Gas			mm	9.52/15.9			
	Piping length	OU - IU	Max.	m	50	75	50	75
		System	Equivalent	m	70	90	70	90
			Chargeless	m	30			
	Additional refrigerant charge			kg/m	See installation manual			
	Level difference	IU - OU	Max.	m	30.0			
Power supply	Phase/Frequency/Voltage			Hz/V	1~/50/220-240		3N~/50/380-415	
Current - 50Hz	Maximum fuse amps (MFA)			A	25	40	16	25

MFA is used to select the circuit breaker and the ground fault circuit interrupter (earth leakage circuit breaker). For more detailed information on each combination, please refer to the electrical data drawing.

Seasonal Classic

Wall mounted unit

For rooms with no false ceilings nor free floor space

- Combination with Seasonal Classic ensures good value for money for all types of commercial applications.
- Flat, stylish front panel blends easily within any interior décor and is easier to clean
- Can easily be installed in both new and refurbishment projects
- Unified indoor unit range for R-32 and R-410A

FAA-A

RZQSG-L3/9V1,L(8)Y1



BRC1H51W

BRP069A81

Efficiency data					FAA + RZQSG	71A + 71L3V1	100A + 100L9V1	100A + 100L8Y1
Cooling capacity	Nom.				kW	6.80	9.50	
Heating capacity	Nom.				kW	7.50	10.8	
Power input	Cooling		Nom.		kW	2.12	3.16	
	Heating		Nom.		kW	2.08	3.17	
Seasonal efficiency (according to EN14825)	Cooling		Energy efficiency class			A+		
			Pdesign		kW	6.80	9.50	
			SEER			6.05	5.61	
			Annual energy consumption		kWh	394	593	
	Heating (Average climate)		Energy efficiency class			A	A+	
			Pdesign		kW	6.33	6.81	
			SCOP/A			3.90	4.01	
			Annual energy consumption		kWh	2,155	2,378	
Nominal efficiency	EER					3.21	3.01	
	COP					3.61	3.41	
	Annual energy consumption				kWh	1,059	1,580	
	Energy labeling Directive		Cooling/Heating			A/A	B/B	

Indoor unit					FAA	71A	100A	100A
Dimensions	Unit	HeightxWidthxDepth			mm	290x1,050x238	340x1,200x240	
Weight	Unit				kg	13.0	17.0	
Air filter	Type					-		
Fan	Air flow rate	Cooling	Low/Medium/High		m^3/min	14.0/16 /18.0	19.0/23 /26.0	
		Heating	Low/Medium/High		m^3/min	14.0/16.0 /18.0	19.0/23.0 /26.0	
Sound power level	Cooling				dBA	61	65	
	Heating				dBA	61	65	
Sound pressure level	Cooling	Low/High			dBA	40/45	41/49	
	Heating	Low/High			dBA	40/45	41/49	
Control systems	Wired remote control					BRC1H51 / BRC1E53A / BRC1E53B / BRC1E53C / BRC1D52		
Power supply	Phase/Frequency/Voltage				Hz/V	1~/50/220-240		

Outdoor unit					RZQSG	71L3V1	100L9V1	100L8Y1
Dimensions	Unit	HeightxWidthxDepth			mm	770x900x320	990x940x320	
Weight	Unit				kg	67	72	82
Sound power level	Cooling				dBA	65	70	69
Sound pressure level	Cooling	Nom./Silent operation			dBA	49/47	53/-	
	Heating	Nom.			dBA	51	57	
Operation range	Cooling	Ambient	Min.~Max.		°CDB	-15.0~46	-15~46	
	Heating	Ambient	Min.~Max.		°CWB	-15~15.5		
Refrigerant	Type/GWP					R-410A/2,087.5		
	Charge				kg/TCO2Eq	2.75/5.7	2.9/6.1	
Piping connections	Liquid/Gas				mm	9.52/15.9		
	Piping length	OU - IU	Max.		m	50		
		System	Equivalent		m	70		
			Chargeless		m	30		
	Additional refrigerant charge				kg/m	See installation manual		
	Level difference	IU - OU	Max.		m	15	30.0	
Power supply	Phase/Frequency/Voltage				Hz/V	1~/50/220-240		3N~/50/380-415
Current - 50Hz	Maximum fuse amps (MFA)				A	20	32	16

MFA is used to select the circuit breaker and the ground fault circuit interrupter (earth leakage circuit breaker). For more detailed information on each combination, please refer to the electrical data drawing. | Nominal cooling capacities are based on: indoor temperature: 27°CDB, 19°CWB, outdoor temperature: 35°CDB, equivalent refrigerant piping: 5m, level difference: 0m. Data for standard efficiency series | Nominal heating capacities are based on: indoor temperature: 20°CDB, outdoor temperature: 7°CDB, 6°CWB, equivalent refrigerant piping: 5m, level difference: 0m. Data for standard efficiency series

Seasonal Smart

Ceiling suspended unit

For wide rooms with no false ceilings nor free floor space

- Combination with Seasonal Smart ensures best in class quality, highest efficiency and performance
- Ideal for comfortable air flow in wide rooms thanks to Coanda effect: up to 100° discharge angle
- Even rooms with ceilings up to 3.8m can be heated up or cooled down very easily without capacity loss
- Can easily be installed in both new and refurbishment projects
- Unified indoor unit range for R-32 and R-410A
- Can easily be mounted in corners and narrow spaces, as it only needs 30mm lateral service space
- Reduced energy consumption thanks to specially developed small tube heat exchanger, DC fan motor and drain pump
- 5 different fan speeds available for maximum comfort
- Stylish unit blends easily with any interior. The flaps close entirely when the unit is not operating and there are no air intake grilles visible

FHA-A

RZQG100-125-140L9V1/L(8)Y1

BRC1H51W

BRP069A81

Efficiency data				FHA + RZQG	71A + 71L9V1	100A + 100L9V1	125A + 125L9V1	140A + 140L9V1	71A + 71L8Y1	100A + 100L8Y1	125A + 125L8Y1	140A + 140LY1
Cooling capacity	Nom.			kW	6.8	9.5	12.0	13.4	6.8	9.5	12.0	13.4
Heating capacity	Nom.			kW	7.50	10.80	13.50	15.50	7.50	10.80	13.50	15.50
Power input	Cooling		Nom.	kW	1.78	2.49	3.58	4.05	1.78	2.49	3.58	4.05
	Heating		Nom.	kW	1.82	2.61	3.48	4.27	1.82	2.60	3.48	4.27
Seasonal efficiency (according to EN14825)	Cooling		Energy efficiency class		A++		A+	-	A++		A+	-
			Pdesign	kW	6.80	9.50	12.00	-	6.80	9.50	12.00	-
			SEER		6.86	6.11	6.01	-	6.86	6.11	6.01	-
			Annual energy consumption	kWh	347	545	699	-	347	545	699	-
	Heating (Average climate)		Energy efficiency class		A+	A++	A+	-	A+	A++	A+	-
			Pdesign	kW	7.60	11.30	14.13	-	7.60	11.30	14.13	-
			SCOP/A		4.32	4.61	4.23	-	4.32	4.61	4.23	-
			Annual energy consumption	kWh	2,463	3,432	4,677	-	2,463	3,432	4,677	-
Nominal efficiency	EER				3.82	3.81	3.35	3.31	3.82	3.81	3.35	3.31
	COP				4.13	4.15	3.89	3.63	4.13	4.15	3.89	3.63
	Annual energy consumption			kWh	890	1,245	1,790	2,025	890	1,245	1,790	2,025
	Energy labeling Directive		Cooling/Heating		A/A							

Indoor unit				FHA	71A	100A	125A	140A	71A	100A	125A	140A
Dimensions	Unit	HeightxWidthxDepth		mm	235x1,270x690	235x1,590x690			235x1,270x690	235x1,590x690		
Weight	Unit			kg	32.0	38.0			32.0	38.0		
Air filter	Type				Resin net							
Fan	Air flow rate	Cooling	Low/Medium/High	m^3/min	14.0/17.0 /20.5	20.0/24.0 /28.0	23.0/27.0 /31.0	24.0/29.0 /34.0	14.0/17.0 /20.5	20.0/24.0 /28.0	23.0/27.0 /31.0	24.0/29.0 /34.0
		Heating	Low/Medium/High	m^3/min	14.0/17.0 /20.5	20.0/24.0 /28.0	23.0/27.0 /31.0	24.0/29.0 /34.0	14.0/17.0 /20.5	20.0/24.0 /28.0	23.0/27.0 /31.0	24.0/29.0 /34.0
Sound power level	Cooling			dBA	55	60	62	64	55	60	62	64
Sound pressure level	Cooling	Low/High		dBA	34/38	34/42	37/44	38/46	34/38	34/42	37/44	38/46
	Heating	Nom./High		dBA	36/38	38/42	41/44	42/46	36/38	38/42	41/44	42/46
Control systems	Infrared remote control				BRC7GA53 / BRC7GA56							
	Wired remote control				BRC1H51 / BRC1E53A / BRC1E53B / BRC1E53C / BRC1D52							
Power supply	Phase/Frequency/Voltage			Hz/V	1~/50/220-240							

Outdoor unit				RZQG	71L9V1	100L9V1	125L9V1	140L9V1	71L8Y1	100L8Y1	125L8Y1	140LY1
Dimensions	Unit	HeightxWidthxDepth		mm	990x940x320	1,430x940x320			990x940x320	1,430x940x320		
Weight	Unit			kg	69	95			80	101		
Sound power level	Cooling			dBA	64	66	67	69	64	66	67	69
Sound pressure level	Cooling	Nom.		dBA	48	50	51	52	48	50	51	52
	Heating	Nom.		dBA	50	52	53		50	52	53	
Operation range	Cooling	Ambient	Min.~Max.	°CDB	-15~50							
	Heating	Ambient	Min.~Max.	°CWB	-20~15.5							
Refrigerant	Type/GWP				R-410A/2,087.5							
	Charge			kg/TCO2Eq	2.9/6.1	4.0/8.4			2.9/6.1	4.0/8.4		
Piping connections	Liquid/Gas			mm	9.52/15.9							
	Piping length	OU - IU	Max.	m	50	75			50	75		
		System	Equivalent	m	70	90			70	90		
			Chargeless	m	30							
	Additional refrigerant charge			kg/m	See installation manual							
	Level difference	IU - OU	Max.	m	30.0							
Power supply	Phase/Frequency/Voltage			Hz/V	1~/50/220-240				3N~/50/380-415			
Current - 50Hz	Maximum fuse amps (MFA)			A	25	40			16	25		

MFA is used to select the circuit breaker and the ground fault circuit interrupter (earth leakage circuit breaker). For more detailed information on each combination, please refer to the electrical data drawing.

Seasonal Classic

Ceiling suspended unit

For wide rooms with no false ceilings nor free floor space

- Combination with Seasonal Classic ensures good value for money for all types of commercial applications.
- Ideal for comfortable air flow in wide rooms thanks to Coanda effect: up to 100° discharge angle
- Even rooms with ceilings up to 3.8m can be heated up or cooled down very easily without capacity loss
- Can easily be installed in both new and refurbishment projects
- Unified indoor unit range for R-32 and R-410A

FHA-A

RZQSG71-125L3/9V1/L(8)Y1

BRC1H51W

BRP069A81

Efficiency data				FHA + RZQSG	71A + 71L3V1	100A + 100L9V1	125A + 125L9V1	140A + 140L9V1	100A + 100L8Y1	125A + 125L8Y1	140A + 140LY1
Cooling capacity	Nom.			kW	6.8	9.5	12.0	13.4	9.5	12.0	13.4
Heating capacity	Nom.			kW	7.50	10.80	13.50	15.50	10.80	13.50	15.50
Power input	Cooling		Nom.	kW	1.97	2.96	4.15	4.45	2.96	4.15	4.45
	Heating		Nom.	kW	1.88	2.99	3.73	4.54	2.99	3.73	4.54
Seasonal efficiency (according to EN14825)	Cooling		Energy efficiency class		A+			-	A+		-
			Pdesign	kW	6.80	9.50	12.00	-	9.50	12.00	-
			SEER		5.61			-	5.61		-
			Annual energy consumption	kWh	425	593	749	-	593	749	-
	Heating (Average climate)		Energy efficiency class		A		A+	-	A	A+	-
			Pdesign	kW	7.60			-	7.60		-
			SCOP/A		3.90	3.91	4.01	-	3.91	4.01	-
			Annual energy consumption	kWh	2,727	2,722	2,654	-	2,722	2,654	-
Nominal efficiency	EER				3.46	3.21	2.89	3.01	3.21	2.89	3.01
	COP				4.00	3.61	3.62	3.41	3.61	3.62	3.41
	Annual energy consumption			kWh	983	1,480	2,075	2,225	1,480	2,075	2,225
	Energy labeling Directive		Cooling/Heating		A/A		C/A	B/B	A/A	C/A	B/B

Indoor unit				FHA	71A	100A	125A	140A	100A	125A	140A
Dimensions	Unit	HeightxWidthxDepth		mm	235x1,270x690	235x1,590x690					
Weight	Unit			kg	32.0	38.0					
Air filter	Type				Resin net						
Fan	Air flow rate	Cooling	Low/Medium/High	m^3/min	14.0/17.0 /20.5	20.0/24.0 /28.0	23.0/27.0 /31.0	24.0/29.0 /34.0	20.0/24.0 /28.0	23.0/27.0 /31.0	24.0/29.0 /34.0
		Heating	Low/Medium/High	m^3/min	14.0/17.0 /20.5	20.0/24.0 /28.0	23.0/27.0 /31.0	24.0/29.0 /34.0	20.0/24.0 /28.0	23.0/27.0 /31.0	24.0/29.0 /34.0
Sound power level	Cooling			dBA	55	60	62	64	60	62	64
Sound pressure level	Cooling	Low/High		dBA	34/38	34/42	37/44	38/46	34/42	37/44	38/46
	Heating	Nom./High		dBA	36/38	38/42	41/44	42/46	38/42	41/44	42/46
Control systems	Infrared remote control				BRC7GA53 / BRC7GA56						
	Wired remote control				BRC1H51 / BRC1E53A / BRC1E53B / BRC1E53C / BRC1D52						
Power supply	Phase/Frequency/Voltage			Hz/V	1~/50/220-240						

Outdoor unit				RZQSG	71L3V1	100L9V1	125L9V1	140L9V1	100L8Y1	125L8Y1	140LY1
Dimensions	Unit	HeightxWidthxDepth		mm	770x900x320	990x940x320		1,430x940x320	990x940x320		1,430x940x320
Weight	Unit			kg	67	72	74	95	82		101
Sound power level	Cooling			dBA	65	70		69		70	69
Sound pressure level	Cooling	Nom./Silent operation		dBA	49/47	53/-	54/-	53/-		54/-	53/-
	Heating	Nom.		dBA	51	57	58	54	57	58	54
Operation range	Cooling	Ambient	Min.~Max.	°CDB	-15.0~46	-15~46					
	Heating	Ambient	Min.~Max.	°CWB	-15~15.5						
Refrigerant	Type/GWP				R-410A/2,087.5						
	Charge			kg/TCO2Eq	2.75/5.7	2.9/6.1		4.0/8.4	2.9/6.1		4.0/8.4
Piping connections	Liquid/Gas			mm	9.52/15.9						
	Piping length	OU - IU	Max.	m	50						
		System	Equivalent	m	70						
			Chargeless	m	30						
	Additional refrigerant charge			kg/m	See installation manual						
	Level difference	IU - OU	Max.	m	15	30.0					
Power supply	Phase/Frequency/Voltage			Hz/V	1~/50/220-240				3N~/50/380-415		
Current - 50Hz	Maximum fuse amps (MFA)			A	20	32		-	16		20

MFA is used to select the circuit breaker and the ground fault circuit interrupter (earth leakage circuit breaker). For more detailed information on each combination, please refer to the electrical data drawing. | Nominal cooling capacities are based on: indoor temperature: 27°CDB, 19°CWB, outdoor temperature: 35°CDB, equivalent refrigerant piping: 5m, level difference: 0m. Data for standard efficiency series | Nominal heating capacities are based on: indoor temperature: 20°CDB, outdoor temperature: 7°CDB, 6°CWB, equivalent refrigerant piping: 5m, level difference: 0m. Data for standard efficiency series

Ceiling suspended unit

For wide rooms with no false ceilings nor free floor space

- Combination with split outdoor units is ideal for small retail, offices or residential applications
- Ideal for comfortable air flow in wide rooms thanks to Coanda effect: up to 100° discharge angle
- Even rooms with ceilings up to 3.8m can be heated up or cooled down very easily without capacity loss
- Can easily be installed in both new and refurbishment projects
- Unified indoor unit range for R-32 and R-410A

FHA-A

RXS-L(3) BRC1H51W BRP069A81

Efficiency data				FHA + RXS	35A + 35L3	50A + 50L	60A + 60L
Cooling capacity	Nom.			kW	3.40	5.00	5.70
Heating capacity	Nom.			kW	4.00	6.00	7.20
Power input	Cooling		Nom.	kW	0.92	1.53	1.72
	Heating		Nom.	kW	0.98	1.79	2.17
Seasonal efficiency (according to EN14825)	Cooling		Energy efficiency class		A++	A+	
			Pdesign	kW	3.40	5.00	5.70
			SEER		6.18	5.87	6.02
			Annual energy consumption	kWh	193	298	332
	Heating (Average climate)		Energy efficiency class		A+	A	
			Pdesign	kW	3.10	4.35	4.71
			SCOP/A		4.43	3.86	3.87
			Annual energy consumption	kWh	981	1,578	1,705
Nominal efficiency	EER				3.70	3.27	3.31
	COP				4.08	3.35	3.32
	Annual energy consumption			kWh	459	765	861
	Energy labeling Directive		Cooling/Heating		A/A	A/C	

Indoor unit				FHA	35A	50A	60A
Dimensions	Unit	HeightxWidthxDepth		mm	235x960x690	235x960x690	235x1,270x690
Weight	Unit			kg	24.0	25.0	31.0
Air filter	Type				Resin net		
Fan	Air flow rate	Cooling	Low/Medium/High	m^3/min	10.0/11.5 /14.0	10.0/12.0 /15.0	11.5/15.0 /19.5
		Heating	Low/Medium/High	m^3/min	10.0/11.5 /14.0	10.0/12.0 /15.0	11.5/15.0 /19.5
Sound power level	Cooling			dBA	53	54	
Sound pressure level	Cooling	Low/High		dBA	31/36	32/37	33/37
	Heating	Nom./High		dBA	34/36	35/37	
Control systems	Infrared remote control				BRC7GA53 / BRC7GA56		
	Wired remote control				BRC1H51 / BRC1E53A / BRC1E53B / BRC1E53C / BRC1D52		
Power supply	Phase/Frequency/Voltage			Hz/V	1~/50/220-240		

Outdoor unit				RXS	35L3	50L	60L
Dimensions	Unit	HeightxWidthxDepth		mm	550x765x285	735x825x300	
Weight	Unit			kg	34	47	48
Sound power level	Cooling			dBA	61	62	
	Heating			dBA	61	62	
Sound pressure level	Cooling	Low/High		dBA	-/48	44/48	46/49
	Heating	Low/High		dBA	-/48	45/48	46/49
Operation range	Cooling	Ambient	Min.~Max.	°CDB	-10~46		
	Heating	Ambient	Min.~Max.	°CWB	-15~18		
Refrigerant	Type				R-410A		
	GWP				2,087.5		
	Charge			kg/TCO2Eq	1.2/2.5	1.7/3.5	1.5/3.1
Piping connections	Liquid	OD		mm	6.35		
	Gas	OD		mm	9.5	12.7	
	Piping length	OU - IU	Max.	m	20	30	
		System	Chargeless	m	10	-	
	Additional refrigerant charge			kg/m	0.02 (for piping length exceeding 10m)	0.020 (for piping length exceeding 10m)	
	Level difference	IU - OU	Max.	m	15	20.0	
Power supply	Phase/Frequency/Voltage			Hz/V	1~/50/220-240	1~/50/220-230-240	
Current - 50Hz	Maximum fuse amps (MFA)			A	-		

Ceiling suspended unit

For wide rooms with no false ceilings nor free floor space

- Ideal solution for commercial spaces with no or narrow false ceilings
- Exclusively offered for pair applications
- Can easily be installed in both new and refurbishment projects
- Air filter removes airborne dust particles to ensure a steady supply of clean air
- Decrease of temperature variation by automatic fan speed selection or freely selectable 3-step fan speed.
- Easy installation and maintenance

AHQ-C

AZQS71BV1

ARCWLA

Efficiency data				AHQ + AZQS	71C + 71BV1	100C + 100B8V1	125C + 125B8V1	140C + 140B8V1	100C + 100BY1	125C + 125BY1	140C + 140BY1
Cooling capacity	Nom.			kW	6.8	9.5	12.1	13.0	9.5	12.1	13.0
Heating capacity	Nom.			kW	7.5	10.8	13.5	15.5	10.8	13.5	15.5
Power input	Cooling	Nom.		kW	2.24	3.62	4.60	4.32	3.62	4.60	4.32
	Heating	Nom.		kW	2.46	3.17	3.74	4.55	3.17	3.74	4.55
Seasonal efficiency (according to EN14825)	Cooling	Energy label			B		-		B	-	
		Pdesign		kW	6.80	9.50	-		9.50	-	
		SEER			4.65	4.60	-		4.60	-	
		Annual energy consumption		kWh	511.85	723	-		723	-	
	Heating (Average climate)	Energy label			A		-		A	-	
		Pdesign		kW	6.33	7.60	-		7.60	-	
		SCOP			3.80		-		3.80	-	
		Annual energy consumption		kWh	2,332.26	2,800	-		2,800	-	
Nominal efficiency	EER				3.03	2.62	2.63	3.01	2.62	2.63	3.01
	COP				3.05	3.41	3.61	3.41		3.61	3.41
	Annual energy consumption			kWh	1,120	1,810	2,300	-	1,810	2,300	-
	Energy label	Cooling/Heating			B/D	D/B	D/A	-	D/B	D/A	-
Indoor unit				**AHQ**	**71C**	**100C**	**125C**	**140C**	**100C**	**125C**	**140C**
Dimensions	Unit	HeightxWidthxDepth		mm	260x1,320x634	260x1,538x634	260x1,786x634	285x1,902x680	260x1,538x634	260x1,786x634	285x1,902x680
Weight	Unit			kg	38	45	54	70	45	54	70
Air filter	Type				Removable / washable						
Fan - Air flow rate	Cooling	High/Nom./Low		m^3/min	23.8/21.3/18.9	31.1/27.8/24.8	34.4/30.6/27.2	43.9/39.1/28.3	31.1/27.8/24.8	34.4/30.6/27.2	43.9/39.1/28.3
	Heating	High/Nom./Low		m^3/min	23.8/21.3/18.9	31.1/27.8/24.8	34.4/30.6/27.2	43.9/39.1/28.3	31.1/27.8/24.8	34.4/30.6/27.2	43.9/39.1/28.3
Sound power level	Cooling			dBA	59	64	69	70	64	69	70
	Heating			dBA	62	64	69	70	64	69	70
Sound pressure level	Cooling	High/Nom./Low		dBA	49/48/46	52/47/46	52/50/49	56/53/46	52/47/46	52/50/49	56/53/46
	Heating	High/Nom./Low		dBA	49/48/46	52/47/46	52/50/49	56/53/46	52/47/46	52/50/49	56/53/46
Control systems	Infrared remote control				ARCWLA						
	Wired remote control				ARCWB						
Power supply	Phase / Frequency / Voltage			Hz / V	1~ / 50 / 220-240						
Outdoor unit				**AZQS**	**71BV1**	**100B8V1**	**125B8V1**	**140B8V1**	**100BY1**	**125BY1**	**140BY1**
Dimensions	Unit	HeightxWidthxDepth		mm	770x900x320	990x940x320		1,430x940x320	990x940x320		1,430x940x320
Weight	Unit			kg	67	72.8	74.3	94.9	82		101
Sound power level	Cooling			dBA	64	70	71	70		71	70
Sound pressure level	Cooling	Nom.		dBA	48	53	54	53		54	53
	Heating	Nom.		dBA	50	57	58	54	57	58	54
	Night quiet mode	Level 1		dBA	43	49					
Operation range	Cooling	Ambient	Min.~Max.	°CDB	-5~46						
	Heating	Ambient	Min.~Max.	°CWB	-15~15.5						
Refrigerant	Type/Charge kg-TCO^{2}Eq/GWP				R-410A/2.75/5.7/2,087.5	R-410A/2.9/6.1/2,087.5		R-410A/4.0/8.4/2,087.5	R-410A/2.9/6.1/2,087.5		R-410A/4.0/8.4/2,087.5
Piping connections	Liquid	OD		mm	9.52						
	Gas	OD		mm	15.9						
	Piping length	OU - IU	Max.	m	50						
		System	Equivalent	m	70						
			Chargeless	m	30						
	Additional refrigerant charge			kg/m	See installation manual						
	Level difference	IU - OU	Max.	m	30.0						
Power supply	Phase / Frequency / Voltage			Hz / V	1~ / 50 / 220-240				3N~ / 50 / 380-415		
Current - 50Hz	Maximum fuse amps (MFA)			A	20	32			16		20

(1) EER/COP according to Eurovent 2012, for use outside EU only (2) MFA is used to select the circuit breaker and the ground fault circuit interrupter (earth leakage circuit breaker). For more detailed information on each combination, please refer to the electrical data drawing.

UNIQUE

Seasonal Smart

4-way blow ceiling suspended unit

Unique Daikin unit for high rooms with no false ceilings nor free floor space

- Combination with Seasonal Smart ensures best in class quality, highest efficiency and performance
- Even rooms with ceilings up to 3.5m can be heated up or cooled down very easily without capacity loss
- Can easily be installed in both new and refurbishment projects
- Unified range for R-32 and R-410A
- Individual flap control: flexibility to suit every room layout without changing the location of the unit!
- Stylish modern casing finished in pure white (RAL9010) and iron grey (RAL7011) blends easily with any interior
- Optimum comfort guaranteed with automatic air flow adjustment to the required load
- 5 different discharge angles between 0 and 60°can be programmed via the remote control
- Standard drain pump with 500mm lift increases flexibility and installation speed

FUA-A

RZQG100-125-140L9V1/L(8)Y1

BRC1H51W

BRP069A81

Efficiency data				FUA + RZQG	71A + 71L9V1	100A + 100L9V1	125A + 125L9V1	71A + 71L8Y1	100A + 100L8Y1	125A + 125L8Y1
Cooling capacity	Nom.			kW	6.80	9.50	12.0	6.80	9.50	12.0
Heating capacity	Nom.			kW	7.50	10.8	13.5	7.50	10.8	13.5
Power input	Cooling		Nom.	kW	1.68	2.46	3.54	1.68	2.46	3.54
	Heating		Nom.	kW	1.84	2.73	3.95	1.84	2.73	3.95
Seasonal efficiency (according to EN14825)	Cooling		Energy efficiency class		A++		A+	A++		A+
			Pdesign	kW	6.80	9.50	12.0	6.80	9.50	12.0
			SEER		6.42	6.11	5.61	6.42	6.11	5.61
			Annual energy consumption	kWh	371	545	749	371	545	749
	Heating (Average climate)		Energy efficiency class		A+					
			Pdesign	kW	7.60	11.3	14.1	7.60	11.3	14.1
			SCOP/A		4.20	4.50	4.44	4.20	4.50	4.44
			Annual energy consumption	kWh	2,534	3,516	4,456	2,534	3,516	4,456
Nominal efficiency	EER				4.05	3.86	3.39	4.05	3.86	3.39
	COP				4.08	3.95	3.42	4.08	3.95	3.42
	Annual energy consumption			kWh	840	1,230	1,770	840	1,230	1,770
	Energy labeling Directive		Cooling/Heating		A/A		A/B	A/A		A/B

Indoor unit				FUA	71A	100A	125A	71A	100A	125A
Dimensions	Unit	HeightxWidthxDepth		mm	198x950x950					
Weight	Unit			kg	25.0	26.0		25.0	26.0	
Air filter	Type				Resin net					
Fan	Air flow rate	Cooling	Low/Medium/High	m^3/min	16.0/19.5 /23.0	20.0/25.5 /31.0	20.5/26.5 /32.5	16.0/19.5 /23.0	20.0/25.5 /31.0	20.5/26.5 /32.5
		Heating	Low/Medium/High	m^3/min	16.0/19.5 /23.0	20.0/25.5 /31.0	20.5/26.5 /32.5	16.0/19.5 /23.0	20.0/25.5 /31.0	20.5/26.5 /32.5
Sound power level	Cooling			dBA	59	64	65	59	64	65
	Heating			dBA	59	64	65	59	64	65
Sound pressure level	Cooling	Low/High		dBA	35/41	39/46	40/47	35/41	39/46	40/47
	Heating	Low/High		dBA	35/41	39/46	40/47	35/41	39/46	40/47
Control systems	Wired remote control				BRC1H51 / BRC1E53A / BRC1E53B / BRC1E53C / BRC1D52					
Power supply	Phase/Frequency/Voltage			Hz/V	1~/ 50/60 / 220-240/220					

Outdoor unit				RZQG	71L9V1	100L9V1	125L9V1	71L8Y1	100L8Y1	125L8Y1
Dimensions	Unit	HeightxWidthxDepth		mm	990x940x320	1,430x940x320		990x940x320	1,430x940x320	
Weight	Unit			kg	69	95		80	101	
Sound power level	Cooling			dBA	64	66	67	64	66	67
Sound pressure level	Cooling	Nom.		dBA	48	50	51	48	50	51
	Heating	Nom.		dBA	50	52	53	50	52	53
Operation range	Cooling	Ambient	Min.~Max.	°CDB	-15~50					
	Heating	Ambient	Min.~Max.	°CWB	-20~15.5					
Refrigerant	Type/GWP				R-410A/2,087.5					
	Charge			kg/TCO2Eq	2.9/6.1	4.0/8.4		2.9/6.1	4.0/8.4	
Piping connections	Liquid/Gas			mm	9.52/15.9					
	Piping length	OU - IU	Max.	m	50	75		50	75	
		System	Equivalent	m	70	90		70	90	
			Chargeless	m	30					
	Additional refrigerant charge			kg/m	See installation manual					
	Level difference	IU - OU	Max.	m	30.0					
Power supply	Phase/Frequency/Voltage			Hz/V	1~/50/220-240			3N~/50/380-415		
Current - 50Hz	Maximum fuse amps (MFA)			A	25	40		16	25	

MFA is used to select the circuit breaker and the ground fault circuit interrupter (earth leakage circuit breaker). For more detailed information on each combination, please refer to the electrical data drawing.

UNIQUE

Seasonal Classic

4-way blow ceiling suspended unit

Unique Daikin unit for high rooms with no false ceilings nor free floor space

- Combination with Seasonal Classic ensures good value for money for all types of commercial applications.
- Even rooms with ceilings up to 3.5m can be heated up or cooled down very easily without capacity loss
- Can easily be installed in both new and refurbishment projects
- Unified range for R-32 and R-410A
- Individual flap control: flexibility to suit every room layout without changing the location of the unit!
- 5 different discharge angles between 0 and 60°can be programmed via the remote control

FUA-A

RZQSG-L3/9V1/L(8)Y1

BRC1H51W

BRP069A81

Efficiency data				FUA + RZQSG	71A + 71L3V1	100A + 100L9V1	125A + 125L9V1	100A + 100L8Y1	125A + 125L8Y1
Cooling capacity	Nom.			kW	6.80	9.50	12.0	9.50	12.0
Heating capacity	Nom.			kW	7.50	10.8	13.5	10.8	13.5
Power input	Cooling		Nom.	kW	2.12	2.96	4.53	2.96	4.53
	Heating		Nom.	kW	2.08	2.99	3.95	2.99	3.95
Seasonal efficiency (according to EN14825)	Cooling		Energy efficiency class		A+		A	A+	A
			Pdesign	kW	6.80	9.50	12.0	9.50	12.0
			SEER		5.81	5.61	5.30	5.61	5.30
			Annual energy consumption	kWh	410	593	793	593	793
	Heating (Average climate)		Energy efficiency class		A	A+	A	A+	A
			Pdesign	kW	6.33	7.60			
			SCOP/A		3.90	4.01	3.85	4.01	3.85
			Annual energy consumption	kWh	2,273	2,654	2,764	2,654	2,764
Nominal efficiency	EER				3.21		2.65	3.21	2.65
	COP				3.61		3.41	3.61	3.41
	Annual energy consumption			kWh	1,060	1,480	2,265	1,480	2,265
	Energy labeling Directive		Cooling/Heating		A/A		D/B	A/A	D/B

Indoor unit				FUA	71A	100A	125A	100A	125A
Dimensions	Unit	HeightxWidthxDepth		mm	198x950x950				
Weight	Unit			kg	25.0	26.0			
Air filter	Type				Resin net				
Fan	Air flow rate	Cooling	Low/Medium/High	m^3/min	16.0/19.5 /23.0	20.0/25.5 /31.0	20.5/26.5 /32.5	20.0/25.5 /31.0	20.5/26.5 /32.5
		Heating	Low/Medium/High	m^3/min	16.0/19.5 /23.0	20.0/25.5 /31.0	20.5/26.5 /32.5	20.0/25.5 /31.0	20.5/26.5 /32.5
Sound power level	Cooling			dBA	59	64	65	64	65
	Heating			dBA	59	64	65	64	65
Sound pressure level	Cooling	Low/High		dBA	35/41	39/46	40/47	39/46	40/47
	Heating	Low/High		dBA	35/41	39/46	40/47	39/46	40/47
Control systems	Wired remote control				BRC1H51 / BRC1E53A / BRC1E53B / BRC1E53C / BRC1D52				
Power supply	Phase/Frequency/Voltage			Hz/V	1~/ 50/60 / 220-240/220				

Outdoor unit				RZQSG	71L3V1	100L9V1	125L9V1	100L8Y1	125L8Y1
Dimensions	Unit	HeightxWidthxDepth		mm	770x900x320	990x940x320			
Weight	Unit			kg	67	72	74	82	
Sound power level	Cooling			dBA	65	70			
Sound pressure level	Cooling	Nom./Silent operation		dBA	49/47	53/-	54/-	53/-	54/-
	Heating	Nom.		dBA	51	57	58	57	58
Operation range	Cooling	Ambient	Min.~Max.	°CDB	-15.0~46	-15~46			
	Heating	Ambient	Min.~Max.	°CWB	-15~15.5				
Refrigerant	Type/GWP				R-410A/2,087.5				
	Charge			kg/TCO2Eq	2.75/5.7	2.9/6.1			
Piping connections	Liquid/Gas			mm	9.52/15.9				
	Piping length	OU - IU	Max.	m	50				
		System	Equivalent	m	70				
			Chargeless	m	30				
	Additional refrigerant charge			kg/m	See installation manual				
	Level difference	IU - OU	Max.	m	15	30.0			
Power supply	Phase/Frequency/Voltage			Hz/V	1~/50/220-240			3N~/50/380-415	
Current - 50Hz	Maximum fuse amps (MFA)			A	20	32		16	

MFA is used to select the circuit breaker and the ground fault circuit interrupter (earth leakage circuit breaker). For more detailed information on each combination, please refer to the electrical data drawing. | Nominal cooling capacities are based on: indoor temperature: 27°CDB, 19°CWB, outdoor temperature: 35°CDB, equivalent refrigerant piping: 5m, level difference: 0m. Data for standard efficiency series | Nominal heating capacities are based on: indoor temperature: 20°CDB, outdoor temperature: 7°CDB, 6°CWB, equivalent refrigerant piping: 5m, level difference: 0m. Data for standard efficiency series

Seasonal Smart

Floor standing unit

For commercial spaces with high ceilings

Combination with seasonal smart ensures best in class quality, highest efficiency and performance

- Unified range for R-32 and R-410A
- Ideal solution for commercial and busy environments
- Decrease of temperature variation by automatic fan speed selection or freely selectable 3-step fan speed.
- Improved comfort as a result of better airflow distribution from the vertical out blow which allows manual adjustment of air outlet blades at the top of the unit.
- Selectable horizontal out blow to better suit the layout of the room (via wired remote controller BRC1E52)
- No optional adapter needed for DIII-connection, link your unit into the wider building management system.

FVA-A

RZQG-L9V1/L(8)Y1

BRC1H51W

BRP069A81

Efficiency data				FVA + RZQG	71A + 71L9V1	100A + 100L9V1	125A + 125L9V1	140A + 140L9V1	71A + 71L8Y1	100A + 100L8Y1	125A + 125L8Y1	140A + 140LY1
Cooling capacity	Nom.			kW	6.80	9.50	12.0	13.4	6.80	9.50	12.0	13.4
Heating capacity	Nom.			kW	7.50	10.8	13.5	15.5	7.50	10.8	13.5	15.5
Power input	Cooling	Nom.		kW	2.02	2.49	3.74	4.17	2.02	2.49	3.74	4.17
	Heating	Nom.		kW	2.06	2.61	3.65	4.30	2.06	2.61	3.65	4.30
Seasonal efficiency (according to EN14825)	Cooling	Energy efficiency class			A++	A+			A++	A+		
		Pdesign		kW	6.80	9.50	12.00		6.80	9.50	12.00	
		SEER			6.23	5.61			6.23	5.61		
		Annual energy consumption		kWh	383	593	749		383	593	749	
	Heating (Average climate)	Energy efficiency class			A+		A		A+		A	
		Pdesign		kW	6.33	11.30			6.33	11.30		
		SCOP/A			4.05	4.20	3.87		4.05	4.20	3.87	
		Annual energy consumption		kWh	2,189	3,767	4,088		2,189	3,767	4,088	
Nominal efficiency	EER				3.37	3.81	3.21		3.37	3.81	3.21	
	COP				3.64	4.14	3.70	3.61	3.64	4.14	3.70	3.61
	Annual energy consumption			kWh	1,010	1,245	1,870	2,085	1,010	1,245	1,870	2,085
	Energy labeling Directive	Cooling/Heating			A / A	A / A	A / A		A / A	A / A	A / A	

Indoor unit				FVA	71A	100A	125A	140A	71A	100A	125A	140A
Dimensions	Unit	HeightxWidthxDepth	mm		1,850x600x270	1,850x600x350			1,850x600x270	1,850x600x350		
Weight	Unit		kg		39	47			39	47		
Air filter	Type				Resin net with mold resistance							
Fan - Air flow rate	Cooling	High/Low	m^3/min		18/14	28/22	28/24	30/26	18/14	28/22	28/24	30/26
	Heating	High/Low	m^3/min		18/14	28/22	28/24	30/26	18/14	28/22	28/24	30/26
Sound power level	Cooling		dBA		55	62	63	65	55	62	63	65
	Heating		dBA		55	62	63	65	55	62	63	65
Sound pressure level	Cooling	High/Low	dBA		43/38	50/44	51/46	53/48	43/38	50/44	51/46	53/48
	Heating	High/Low	dBA		43/38	50/44	51/46	53/48	43/38	50/44	51/46	53/48
Refrigerant	Type				R-32 / R-410A							
Control systems	Wired remote control				BRC1H51 / BRC1E53A / BRC1E53B / BRC1E53C / BRC1D52							
Power supply	Phase / Frequency / Voltage		Hz / V		1~ / 50/60 / 220-240/220							

Outdoor unit					RZQG	71L9V1	100L9V1	125L9V1	140L9V1	71L8Y1	100L8Y1	125L8Y1	140LY1
Dimensions	Unit	HeightxWidthxDepth		mm		990x940x320	1,430x940x320			990x940x320	1,430x940x320		
Weight	Unit			kg		69	95			80	101		
Sound power level	Cooling			dBA		64	66	67	69	64	66	67	69
Sound pressure level	Cooling	Nom.		dBA		48	50	51	52	48	50	51	52
	Heating	Nom.		dBA		50	52	53		50	52	53	
Operation range	Cooling	Ambient	Min.~Max.	°CDB		-15~50							
	Heating	Ambient	Min.~Max.	°CWB		-20~15.5							
Refrigerant	Type/GWP					R-410A/2,087.5							
	Charge			kg/TCO2Eq		2.9/6.1	4.0/8.4			2.9/6.1	4.0/8.4		
Piping connections	Liquid/Gas			mm		9.52/15.9							
	Piping length	OU - IU	Max.	m		50	75			50	75		
		System	Equivalent	m		70	90			70	90		
			Chargeless	m		30							
	Additional refrigerant charge			kg/m		See installation manual							
	Level difference	IU - OU	Max.	m		30.0							
Power supply	Phase/Frequency/Voltage			Hz/V		1~/50/220-240				3N~/50/380-415			
Current - 50Hz	Maximum fuse amps (MFA)			A		25	40			16	25		

(1) EER/COP according to Eurovent 2012, for use outside EU only

(2) MFA is used to select the circuit breaker and the ground fault circuit interrupter (earth leakage circuit breaker). For more detailed information on each combination, please refer to the electrical data drawing.

Seasonal Classic

Floor standing unit

For commercial spaces with high ceilings

Combination with Seasonal Classic ensures good value for money for all types of commercial applications

- Unified range for R-32 and R-410A
- Ideal solution for commercial and busy environments
- Decrease of temperature variation by automatic fan speed selection or freely selectable 3-step fan speed.
- Improved comfort as a result of better airflow distribution from the vertical out blow which allows manual adjustment of air outlet blades at the top of the unit.
- Selectable horizontal out blow to better suit the layout of the room (via wired remote controller BRC1E52)
- No optional adapter needed for DIII-connection, link your unit into the wider building management system.

FVA-A

RZQSG-L3/9V1/L(8)Y1

BRC1H51W

BRP069A81

Efficiency data				FVA + RZQSG	71A + 71L3V1	100A + 100L9V1	125A + 125L9V1	140A + 140L9V1	100A + 100L8Y1	125A + 25L8Y1	140A + 140LY1
Cooling capacity	Nom.			kW	6.80	9.50	12.0	13.4	9.50	12.0	13.4
Heating capacity	Nom.			kW	7.50	10.8	13.5	15.5	10.8	13.5	15.5
Power input	Cooling	Nom.		kW	2.12	2.96	4.27	4.45	2.96	4.27	4.45
	Heating	Nom.		kW	2.08	2.99	3.96	4.54	2.99	3.96	4.54
Seasonal efficiency (according to EN14825)	Cooling	Energy efficiency class			A				A		
		Pdesign		kW	6.80	9.50	12.0		9.50	12.0	
		SEER			5.50				5.50		
		Annual energy consumption		kWh	433	605	764		605	764	
	Heating (Average climate)	Energy efficiency class			A	A+	A		A+	A	
		Pdesign		kW	6.33	7.60			7.60		
		SCOP/A			3.86	4.01	3.85		4.01	3.85	
		Annual energy consumption		kWh	2,297	2,654	2,764		4.02	3.86	
Nominal efficiency	EER				3.21	3.21	2.81	3.01	3.21	2.81	3.01
	COP				3.61	3.61	3.41	3.41	3.61	3.41	3.41
	Annual energy consumption			kWh	1,060	1,480	2,135	2,225	1,480	2,135	2,225
	Energy labeling Directive	Cooling/Heating			A / A		A / B		A / A	C / B	

Indoor unit				FVA	71A	100A	125A	140A	100A	125A	140A
Dimensions	Unit	HeightxWidthxDepth	mm		1,850x600x270	1,850x600x350					
Weight	Unit		kg		39	47					
Air filter	Type				Resin net with mold resistance						
Fan - Air flow rate	Cooling	High/Low	m^3/min		18/14	28/22	28/24	30/26	28/22	28/24	30/26
	Heating	High/Low	m^3/min		18/14	28/22	28/24	30/26	28/22	28/24	30/26
Sound power level	Cooling		dBA		55	62	63	65	62	63	65
	Heating		dBA		55	62	63	65	62	63	65
Sound pressure level	Cooling	High/Low	dBA		43/38	50/44	51/46	53/48	50/44	51/46	53/48
	Heating	High/Low	dBA		43/38	50/44	51/46	53/48	50/44	51/46	53/48
Refrigerant	Type				R-32 / R-410A						
Control systems	Wired remote control				BRC1H51 / BRC1E53A / BRC1E53B / BRC1E53C / BRC1D52						
Power supply	Phase / Frequency / Voltage		Hz / V		1~ / 50/60 / 220-240/220						

Outdoor unit					RZQSG	71L3V1	100L9V1	125L9V1	140L9V1	100L8Y1	125L8Y1	140LY1
Dimensions	Unit	HeightxWidthxDepth		mm		770x900x320	990x940x320		1,430x940x320	990x940x320		1,430x940x320
Weight	Unit			kg		67	72	74	95	82		101
Sound power level	Cooling			dBA		65	70		69		70	69
Sound pressure level	Cooling	Nom./Silent operation		dBA		49/47	53/-	54/-	53/-		54/-	53/-
	Heating	Nom.		dBA		51	57	58	54	57	58	54
Operation range	Cooling	Ambient	Min.~Max.	°CDB		-15.0~46	-15~46					
	Heating	Ambient	Min.~Max.	°CWB		-15~15.5						
Refrigerant	Type/GWP					R-410A/2,087.5						
	Charge			kg/TCO2Eq		2.75/5.7	2.9/6.1		4.0/8.4	2.9/6.1		4.0/8.4
Piping connections	Liquid/Gas			mm		9.52/15.9						
	Piping length	OU - IU	Max.	m		50						
		System	Equivalent	m		70						
			Chargeless	m		30						
	Additional refrigerant charge			kg/m		See installation manual						
	Level difference	IU - OU	Max.	m		15	30.0					
Power supply	Phase/Frequency/Voltage			Hz/V		1~/50/220-240				3N~/50/380-415		
Current - 50Hz	Maximum fuse amps (MFA)			A		20	32		-	16		20

(1) EER/COP according to Eurovent 2012, for use outside EU only

(2) MFA is used to select the circuit breaker and the ground fault circuit interrupter (earth leakage circuit breaker). For more detailed information on each combination, please refer to the electrical data drawing.

Concealed floor standing unit

Designed to be concealed in walls

Combination with split outdoor units is ideal for small retail, offices or residential applications

- Unified range for R-32 and R-410A
- Ideal for installation in offices, hotels and residential applications
- Blends unobtrusively with any interior design: only the suction and discharge grills are visible
- Its low height (620 mm) enables the unit to fit perfectly beneath a window
- Requires very little installation space as the depth is only 200mm
- High ESP allows flexible installation

FNQ-A

RXS35L3

BRC1H51W

BRP069A81

Efficiency data			FNA + RXS	25A + 25L3	35A + 35L3	50A + 50L	60A + 60L
Cooling capacity	Nom.		kW	2.60	3.40	5.00	6.00
Heating capacity	Nom.		kW	3.20	4.00	5.80	7.00
Power input	Cooling	Nom.	kW	0.69	1.11	1.49	2.24
	Heating	Nom.	kW	0.80	1.15	1.74	2.25
Seasonal efficiency (according to EN14825)	Cooling	Energy efficiency class		A+			A
		Pdesign	kW	2.60	3.40	5.00	6.00
		SEER		5.63	5.65	5.72	5.51
		Annual energy consumption	kWh	162	211	306	381
	Heating (Average climate)	Energy efficiency class		A+			
		Pdesign	kW	2.80	2.90	4.00	4.60
		SCOP/A		4.24	4.05	4.09	4.16
		Annual energy consumption	kWh	925	1,002	1,369	1,548
Nominal efficiency	EER			3.77	3.06	3.35	2.68
	COP			4.00	3.48	3.34	3.11
	Annual energy consumption		kWh	345	556	746	1,119
	Energy labeling Directive	Cooling/Heating		A / A	B / B	A / C	D / D

Indoor unit			FNA	25A	35A	50A	60A
Dimensions	Unit	HeightxWidthxDepth	mm	620 / 720(2)x750x200		620 / 720(2)x1,150x200	
Weight	Unit		kg	23		30	
Air filter	Type			Resin net with mold resistance			
Fan - Air flow rate	Cooling	High/Low	m^3/min	8.7/7.3		16.0/13.5	
	Heating	High/Low	m^3/min	8.7/7.3		16.0/13.5	
Fan - External static pressure	High/Nom./Maximum available/High		Pa	48/30/-		49/40/-	
Sound power level	Cooling		dBA	53		56	
Sound pressure level	Cooling	High/Low	dBA	33/28		36/30	
	Heating	High/Low	dBA	33/28		36/30	
Refrigerant	Type			R-32 / R-410A			
Control systems	Infrared remote control			BRC4C65			
	Wired remote control			BRC1H51 / BRC1E53A / BRC1E53B / BRC1E53C / BRC1D52			
Power supply	Phase / Frequency / Voltage		Hz / V	1~ / 50/60 / 220-240/220			

Outdoor unit				RXS	25L3	35L3	50L	60L
Dimensions	Unit	HeightxWidthxDepth		mm	550x765x285		735x825x300	
Weight	Unit			kg	34		47	48
Sound power level	Cooling			dBA	59	61	62	
	Heating			dBA	59	61	62	
Sound pressure level	Cooling	Low/High		dBA	-/46	-/48	44/48	46/49
	Heating	Low/High		dBA	-/47	-/48	45/48	46/49
Operation range	Cooling	Ambient	Min.~Max.	°CDB	-10~46			
	Heating	Ambient	Min.~Max.	°CWB	-15~18			
Refrigerant	Type				R-410A			
	GWP				2,087.5			
	Charge			kg/TCO2Eq	1.0/2.1	1.2/2.5	1.7/3.5	1.5/3.1
Piping connections	Liquid	OD		mm	6.35			
	Gas	OD		mm	9.5		12.7	
	Piping length	OU - IU	Max.	m	20		30	
		System	Chargeless	m	10		-	
	Additional refrigerant charge			kg/m	0.02 (for piping length exceeding 10m)		0.020 (for piping length exceeding 10m)	
	Level difference	IU - OU	Max.	m	15		20.0	
Power supply	Phase/Frequency/Voltage			Hz/V	1~/50/220-240		1~/50/220-230-240	
Current - 50Hz	Maximum fuse amps (MFA)			A	-			

(1) EER/COP according to Eurovent 2012, for use outside EU only
(2) Including installation legs (3) MFA is used to select the circuit breaker and the ground fault circuit interrupter (earth leakage circuit breaker). For more detailed information on each combination, please refer to the electrical data drawing.

SKY AIR ALPHA-SERIES



SKY AIR ADVANCE-SERIES

SUPER INVERTER

Outdoor units

A range of industry leading technology outdoor units

Products overview 320
Benefits overview 321

Sky Air A-series 324

R-32 BLUEVOLUTION range 324

RZAG-MV1/MY1 Sky Air Alpha-series 324
RZASG-MV1/MY1 Sky Air Advance-series 325
AZAS-MV1/MY1 Sky Air Active-series 326

R-410A range 328

RZQG-L9V1/L(8)Y1 Seasonal Smart 328
RZQSG-L3/L9V1/LY1 Seasonal Classic 329
AZQS-B8V1/BY1 330
RZQ-C Super Inverter 331

Multi model and VRV range

See split or VRV chapter

Rooftop 332

UATYQ-CY1 332
UATYP-AY1(B) 333

Options & Accessories 334

Pair solution

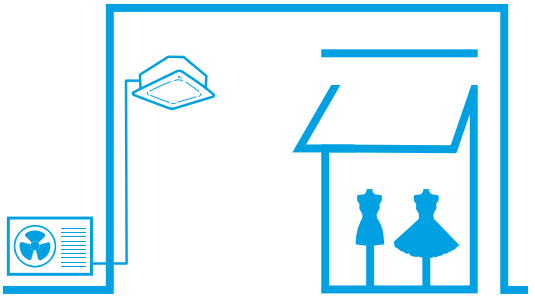

Twin, triple, double twin solution

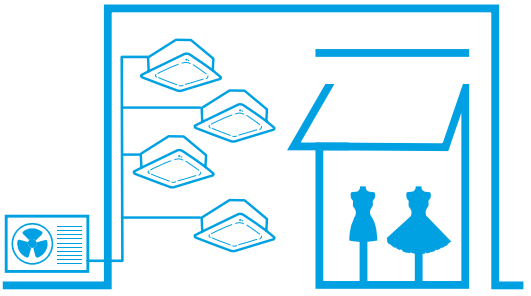

Multi solution

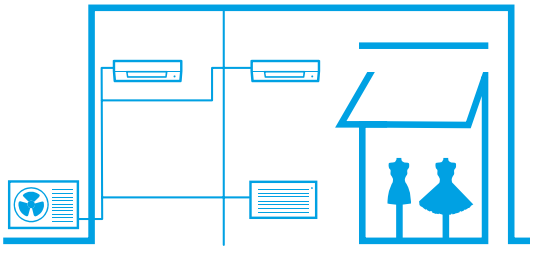

Products overview outdoor units

Pair, twin, triple & double twin application

BLUEVOLUTION R-32 SkyAir A-series

Capacity clas

System	Type	Model		Product name	PG	71	100	125	140
						6.8 kW	9.5 kW	12.1 kW	13.4 kW
Air cooled	Heat pump	SkyAir Alpha-series - Industry leading technology for commercial applications - Dedicated solution for infrastructure cooling - Variable Refrigerant Temperature - Maximum piping length up to 85m - Replacement technology - Extended operation range down to -20°C in both heating and cooling - Pair, twin, triple and double twin application	R-32 A++	RZAG-MV1	273				
				RZAG-MY1	273				
		SkyAir Advance-series - Technology and comfort combined for commercial applications - Very compact and easy to install outdoor units - Maximum piping length up to 50m - Replacement technology - Operation range down to -15°C both cooling and in heating - Pair, twin, triple and double twin application	R-32 A+	RZASG-MV1	274				
				RZASG-MY1	274				
		SkyAir Active-series - Ideal solution for busy environments and small shops - Very compact and easy to install outdoor units - Maximum piping length up to 30m - Replacement technology - Easy-to-mount outdoor units: roof, terrace or wall - Exclusively offered for pair applications	R-32 A	AZAS-MV1	275				
				AZAS-MY1	275				

Pair, twin, triple & double twin application

R-410A SkyAir

Capacity class

System	Type	Model		Product name		PG	71	100	125	140	200	250
Air cooled	Heat pump	Seasonal Smart - Industry leading technology for commercial applications - Dedicated solution for infrastructure cooling - Variable Refrigerant Temperature - Maximum piping length up to 75m - Re-use technology - Extended operation range down to -20°C in heating and -15°C in cooling - Pair, twin, triple and double twin application	A++	RZQG-L9V1		292	•	•	•	•		
				RZQG-L(8)Y1		292	•	•	•	•		
		Seasonal Classic - Technology and comfort combined for commercial applications - Maximum piping length up to 50m - Re-use technology - Operation range down to -15°C both cooling and in heating - Pair, twin, triple and double twin application	A+	RZQSG-L3/ L9V1		295	•	•	•	•		
				RZQSG-L(8)Y1		295		•	•	•		
		Standard outdoor unit - Ideal solution for busy environments and small shops - Easy-to-mount outdoor units: roof, terrace or wall - Outdoor units with swing or scroll compressor - Exclusively offered for pair applications	A	AZQS-B8V1		296	•	•	•	•		
				AZQS-BY1		296		•	•	•		
		Super Inverter - Packaged system for commercial applications - For large commercial applications - Re-use technology - Pair, twin, triple and double twin applications		RZQ-C		304					•	•

Products overview Rooftops

Rooftops

Capacity (class)

System	Type	Model	Product name	Refrigerant		250	350	450	550	600	700	900	1000	1200
Air cooled	Heat pump	Rooftop Unit - Plug and play' for easy installation - High efficiency - Compact unit - Factory pre-charged refrigerant - Belt driven fan	UATYP-AY1(B)	R-407C									●	●
		Rooftop Unit - Plug and play' for easy installation - High efficiency - Free cooling and fresh air intake possible - Field convertible return and supply air - Factory pre-charged refrigerant - Belt driven fan	UATYQ-CY1	R-410A		●	●	●	●	●	●	●		

Benefits overview outdoor units

			SkyAir Alpha-series RZAG-MV1 / MY1	SkyAir Advance-series RZASG-MV1 / MY1	SkyAir Active-series AZAS-MV1 / MY1	RZQG-L9V1/ L(8)Y1-	RZQSG-L3/9V1/L(8)Y1	AZQS-B8V1/BY1	RZQ-C	UATYP-AY1(B)	UATYQ-CY1
We care icons	Seasonal efficiency - Smart use of energy	Seasonal efficiency gives a more realistic indication on how efficient air conditioners operate over an entire heating or cooling season.	A++	A+	A	A++	A+	A	●		
	Inverter technology	In combination with inverter controlled outdoor units	●	●	●	●	●	●	●		
	Replacement technology	Quick and quality system replacement in the most cost effective way	●	●	●	●	●	●	●		
Comfort	Night quiet	Lowers the operation sound of the outdoor unit automatically.	●	●	●	●	●				
	Auto cooling-heating changeover	Automatically selects cooling or heating mode to achieve the set temperature.	●	●	●	●	●	●	●		
Other functions	Variable refrigeration temperature	The intelligent systems ensures highest energy savings with additional comfort to better suit application requirements.	●			●					
	Twin/triple/double twin application	2, 3 or 4 indoor units can be connected to only 1 outdoor unit even if they have different capacities. All indoor units operate within the same mode (cooling or heating) from one remote control.	●	●		●	●		●		
	Multi model application	Up to 5 indoor units (even different capacities) can be connected to a single outdoor unit. All indoor units can individually be operated within the same mode.									
	Swing compressor	Outdoor units are fitted with a swing compressor, renowned for its low noise and high reliability	●	●	●	●	●	●	●		
	Scroll compressor	Outdoor units are fitted with a scroll compressor, renowned for its low noise and high energy efficiency								●	●
	Guaranteed operation down to -20°C	Daikin is suitable for all climates, even withstanding severe winter conditions with an operation range down to -20°C.	●			●					
	Infrastructure cooling	For high sensible, infrastructure cooling applications, dedicated infrastructure cooling settings and allowing asymmetric combinations enhance the system's reliability.	●			●					

Technical benefit overview SkyAir A-series

	SkyAir Alpha-series	SkyAir Advance-series	SkyAir Active-series
Compact single fan casing on the entire range		●	●
Maximum piping length	85 m	50 m	30 m
Pivoting front plate	●	●	●
7 segment display	●	●	●
Increased factory charge	●		
Integrated leak check	●		
Refrigerant bottom plate pass	●		
Specially deveoloped R-32 swing compressor	●	●	●
Refrigerant cooled PCB	●	●	●
Intelligent Tablet controller - Online controller app	●	●	●

The new Sky Air A-series, built for all Sky Air applications

Lighter and more compact units for easy installation. Unique single fan range up to 14 kW

Full range below 1m in height!

New replacement technology

A quicker, easier and more reliable approach when replacing existing systems

› Hepta filtration ensures reliable operation without the need for pipe cleaning

Increased piping length up to 85m

Widest operation range

› Cooling operation from -20°C to 52°C
› Heating operation down to -20°C

Faster installation **with up to 40m pre-charged pipe**

› Up to 60% of applications can be installed without additional refrigerant charge

Redesigned **pivoting front plate** for easy access to vital system components

New **7-segment display** to view errors and systems settings



Guaranteed **reliable performance in all weather conditions**

New refrigerant passes
Lower part of the outdoor heat exchanger and drain holes are kept completely open and free of ice allowing ice water to evacuate perfectly, eliminating all risk of ice build-up.

bottom plate refrigerant pass

› **Refrigerant cooled PCB's**
Reliable and stable cooling, independent from outdoor conditions

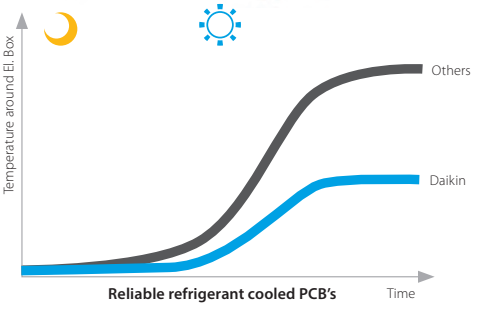

Integrated **leak-check function** reduces on-site checks and improves reliability

Daikin Sky Air A-series uses patented Daikin technology at the heart of the system

3-row heat exchanger
› Unqiue 3-row heat exchanger to allow compact casing up to 14 kW

Jigsaw curved propeller
› Curved discharge grill and Jigsaw curved propeller for minimal turbulence and optimal airflow

Bottom plate and heat exchanger refrigerant pass
› Drain holes are kept ice free
› Guaranteed operation down to -20°C



Refrigerant cooled PCB

Daikin swing compressor

R-32

Integration of main moving parts into one component

› No abrasion or friction
› No refrigerant leakages
› No temperature rise because of leakage

UNIQUE & PATENTED TECHNOLOGY

› High compressor efficiencies
› Increased system life span

R-32

Sky Air Alpha-series BLUEVOLUTION

Sky Air Alpha-series

Industry leading technology for commercial applications and technical rooms

- Top efficiency:
  - energy labels up to A++ in both cooling and heating
  - compressor offers substantial improvements in efficiency
- The perfect balance in efficiency and comfort due to Variable Refrigerant Temperature: top seasonal efficiency throughout most of the year and quick reaction speed on the hot days.

Variable Refrigerant Temperature

- For high sensible infrastructure cooling applications
- Replace existing systems without having to replace the piping
- Extended operation range down to -20°C in heating and cooling
- With a gas cooled PCB, reliable cooling is guaranteed, as it is not influenced by ambient temperature
- Maximum piping length up to 85m

RZAG100-140MV1/MY1

Comfort cooling combination table

		FCAHG-G				FCAG-A							FFA-A			FDA-A	FDXM-F3			FBA-A							FHA-A							FAA-A		FUA-A			FNA-A			FVA-A			
capacity class		71	100	125	140	35	50	60	71	100	125	140	35	50	60	125	35	50	60	35	50	60	71	100	125	140	35	50	60	71	100	125	140	71	100	71	100	125	35	50	60	71	100	125	140
RZAG71MV1	RZAG71MY1	P				2			P				2				2			2			P				2			P				P		P			2			P			
RZAG100MV1	RZAG100MY1		P			3	2			P			3	2			3	2		3	2			P			3	2			P				P		P			3	2			P		
RZAG125MV1	RZAG125MY1			P		4	3	2			P		4	3	2	P	4	3	2	4	3	2			P		4	3	2			P					P	4	3	2			P	
RZAG140MV1	RZAG140MY1	2			P	4	3		2			P	4	3			4	3		4	3		2			P	4	3		2			P	2		2			4	3		2			P

P = Pair, 2 = Twin, 3 = Triple, 4 = Double twin

Infrastructure cooling combination table

		FAA-A		FHA-A							FBA-A							FDXM-F3			FUA-A			FVA-A				FFA-A			FCAHG-G				FCAG-A									
capacity class		71	100	35	50	60	71	100	125	140	35	50	60	71	100	125	140	35	50	60	71	100	125	71	100	125	140	35	50	60	71	100	125	140	35	50	60	71	100	125	140	35	50	60	71	100	125	140
RZAG71MV1	RZAG71MY1		P	3	2			P			3	2			P			3	2			P			P			3	2						3	2									
RZAG100MV1	RZAG100MY1	2		4	3		2			P	4	3		2			P	4	3		2			2			P	4	3		2			P	4	3		2			P				P
RZAG125MV1	RZAG125MY1	2		4	3		2			P	4	3		2			P	4	3		2			2			P	4	3		2			P	4	3		2			P				P
RZAG140MV1	RZAG140MY1	2		4	3		2			P	4	3		2			P	4	3		2			2			P	4	3		2			P	4	3		2			P				P

P = Pair, 2 = Twin, 3 = Triple, 4 = Double twin; For more information on infrastructure cooling options refer to infrastructure cooling catalogue.

More details and final information can be found on **my.daikin.eu**

RZAG-MV1

RZAG-MY1

Outdoor unit				RZAG	71MV1	100MV1	125MV1	140MV1	71MY1	100MY1	125MY1	140MY1
Dimensions	Unit	HeightxWidthxDepth		mm	990x940x320	1,430x940x320			990x940x320	1,430x940x320		
Weight	Unit			kg	70	92			70	92		
Sound power level	Cooling			dBA	64	66	69	70	65	66	69	70
Sound pressure level	Cooling	Nom.		dBA	46	47	50	51	46	47	50	51
	Heating	Nom.		dBA	49	51	52		49	51	52	
Operation range	Cooling	Ambient	Min.~Max.	°CDB	-20~52							
	Heating	Ambient	Min.~Max.	°CWB	-20~18.0							
Refrigerant	Type/GWP				R-32/675							
	Charge			kg/TCO2Eq	2.95/1.99	3.75/2.53			2.95/1.99	3.75/2.53		
Piping connections	Liquid/Gas			mm	9.52/15.9							
	Piping length	OU - IU	Max.	m	55	85			55	85		
		System	Equivalent	m	75	100			75	100		
			Chargeless	m	40							
	Additional refrigerant charge			kg/m	See installation manual							
	Level difference	IU - OU	Max.	m	30.0							
Power supply	Phase/Frequency/Voltage			Hz/V	1~/50/220-240				3~/50/380-415			
Current - 50Hz	Maximum fuse amps (MFA)			A	20	32			16			

R-32

Sky Air Advance-serie
BLUEVOLUTION

Sky Air Advance-series

Technology and comfort combined for commercial applications

› High efficiency:
  • Energy labels up to A++ (cooling) /A+ (heating)
  • compressor offers substantial efficiency improvements
› Very compact and easy to install outdoor units
› Replace existing systems without having to replace the piping

› Guarantees operation in both heating and cooling mode down to -15°C
› With a gas cooled PCB, reliable cooling is guaranteed, as it is not influenced by ambient temperature
› Maximum piping length up to 50m.

RZASG100-140MV1/MY1

Pair, twin, triple and double twin application

		FCAG-A							FFA-A			FDXM-F3			FBA-A						
capacity class		35	50	60	71	100	125	140	35	50	60	35	50	60	35	50	60	71	100	125	140
RZASG71MV1		2			P				2			2			2			P			
RZASG100MV1	RZASG100MY1	3	2			P			3	2		3	2						P		
RZASG125MV1	RZASG125MY1	4	3	2			P		4	3	2	4	3	2	4	3	2			P	
RZASG140MV1	RZASG140MY1	4	3		2			P	4	3		4	3		4	3		2			P

		FDA-A	FHA-A							FUA-A			FAA-A		FVA-A				FNA-A		
capacity class		125	35	50	60	71	100	125	140	71	100	125	71	100	71	100	125	140	35	50	60
RZASG71MV1			2			P				P			P		P				2		
RZASG100MV1	RZASG100MY1		3	2			P				P			P		P			3	2	
RZASG125MV1	RZASG125MY1	P	4	3	2			P				P					P		4	3	2
RZASG140MV1	RZASG140MY1		4	3		2			P	2			2		2			P	4	3	

P = Pair, 2 = Twin, 3 = Triple, 4 = Double twin

More details and final information can be found on **my.daikin.eu**

RZASG-MV1

RZASG-MY1

Outdoor unit				RZASG	71MV1	100MV1	125MV1	140MV1	100MY1	125MY1	140MY1
Dimensions	Unit	HeightxWidthxDepth		mm	770x900x320	990x940x320					
Weight	Unit			kg	60	70		78	70		77
Sound power level	Cooling			dBA	65	70	71	73	70	71	73
Sound pressure level	Cooling	Nom.		dBA	46	53		54	53		54
	Heating	Nom.		dBA	47	57					
Operation range	Cooling	Ambient	Min.~Max.	°CDB	-15~46						
	Heating	Ambient	Min.~Max.	°CWB	-15~15.5						
Refrigerant	Type/GWP				R-32/675						
	Charge			kg/TCO2Eq	2.45/1.65	2.60/1.76		2.90/1.96	2.60/1.76		2.90/1.96
Piping connections	Liquid/Gas			mm	9.52/15.9						
	Piping length	OU - IU	Max.	m	50						
		System	Equivalent	m	70						
			Chargeless	m	30						
	Additional refrigerant charge			kg/m	See installation manual						
	Level difference	IU - OU	Max.	m	30.0						
Power supply	Phase/Frequency/Voltage			Hz/V	1~/50/220-240				3~/50/380-415		
Current - 50Hz	Maximum fuse amps (MFA)			A	20	25		32	16	20	16

R-32

Sky Air Active-series BLUEVOLUTION

Sky Air Active-series

Ideal solution for small shops

› High efficiency:
  • Energy labels up to A+ (cooling) /A (heating)
  • compressor offers substantial efficiency improvements
› Very compact and easy to install outdoor units
› Replace existing systems without having to replace the piping

› Guarantees operation in both heating mode down to -15°C and in cooling mode down to -5°C
› With a gas cooled PCB, reliable cooling is guaranteed, as it is not influenced by ambient temperature
› Maximum piping length up to 30m
› Exclusively offered in pair applications

AZAS71MV1/MY1

Pair application

	FCAG-A				FBA-A				FAA-A			
Capacity class	71	100	125	140	71	100	125	140	71	100	125	140
AZAS-MV1	P	P	P	P	P	P	P	P	P	P		
AZAS-MY1		P	P	P		P	P	P		P		

P = Pair, 2 = Twin, 3 = Triple, 4 = Double twin

More details and final information can be found on **my.daikin.eu**

AZAS-MV1

AZAS-MY1

Outdoor unit				AZAS	71M2V1B	100M7V1B	125M7V1B	140M7V1B	100M7Y1B	125M7Y1B	140M7Y1B
Dimensions	Unit	HeightxWidthxDepth		mm	770x900x320	990x940x320					
Weight	Unit			kg	60	70		78	70		77
Sound power level	Cooling			dBA	65	70	71	73	70	71	73
Sound pressure level	Cooling	Nom.		dBA	46	53		54	53		54
	Heating	Nom.		dBA	47	57					
Operation range	Cooling	Ambient	Min.~Max.	°CDB	-5~46						
	Heating	Ambient	Min.~Max.	°CWB	-15~15.5						
Refrigerant	Type/GWP				R-32/675						
	Charge			kg/TCO2Eq	2.45/1.65	2.60/1.76		2.90/1.96	2.60/1.76		2.90/1.96
Piping connections	Liquid/Gas			mm	9.52/15.9						
	Piping length	OU - IU	Max.	m	30						
		System	Equivalent	m	50						
			Chargeless	m	30						
	Additional refrigerant charge			kg/m	See installation manual						
	Level difference	IU - OU	Max.	m	30.0						
Power supply	Phase/Frequency/Voltage			Hz/V	1~/50/220-240				3~/50/380-415		
Current - 50Hz	Maximum fuse amps (MFA)			A	20	25		32	16		20

Seasonal Smart

Pair, Twin, Triple, double twin

Industry leading technology for commercial applications and technical rooms

› Top efficiency:
- energy labels up to A++ in both cooling and heating
- compressor that offers substantial efficiency improvements
- control logic that optimises efficiency at the most frequently encountered operating conditions and that optimises the auxiliary modes (when the unit is not active)
- heat exchangers that optimise the refrigerant flow at the most frequent operating conditions (temperature and load)
- via improved nominal performances

› The perfect balance in efficiency and comfort thanks to Variable Refrigerant Temperature: top seasonal efficiency throughout most of the year and quick reaction speed on the hottest days.

Variable Refrigerant Temperature

› Suits high sensible, infrastructure cooling applications

› Replace existing R-22 or R-407C systems without having to replace the piping

RZQG100-125-140L9V1/L(8)Y1

› Extended operation range down to -20°C in heating and down to -15°C in cooling

› With a gas cooled PCB reliable cooling is guaranteed as it is not influenced by ambient temperature

› Maximum piping length up to 75m, minimum piping length is 5m.

Comfort cooling combination table

		FCAHG-G				FCAG-A							FFA-A			FDA-A	FDXM-F3			FBA-A							FHA-A							FAA-A		FUA-A			FNA-A			FVA-A			
capacity class		71	100	125	140	35	50	60	71	100	125	140	35	50	60	125	35	50	60	35	50	60	71	100	125	140	35	50	60	71	100	125	140	71	100	71	100	125	35	50	60	71	100	125	140
RZQG71L9V1	RZQG71L8Y1					2			P				2				2			2			P				2			P				P		P			2			P			
RZQG100L9V1	RZQG100L8Y1		P			3	2			P			3	2			3	2		3	2			P			3	2			P				P		P			3	2			P		
RZQG125L9V1	RZQG125L8Y1			P		4	3	2			P		4	3	2	P	4	3	2	4	3	2			P		4	3	2			P					P	4	3	2			P	
RZQG140L9V1	RZQG140LY1	2			P	4	3		2			P	4	3			4	3		4	3		2			P	4	3		2			P	2		2			4	3					P

P = Pair, 2 = Twin, 3 = Triple, 4 = Double twin

Infrastructure cooling combination table

		FAA-A		FHA-A							FBA-A							FDXM-F3			FUA-A			FVA-A				FFA-A			FCAHG-G				FCAG-A							
capacity class		71	100	35	50	60	71	100	125	140	35	50	60	71	100	125	140	35	50	60	71	100	125	71	100	125	140	35	50	60	71	100	125	140	35	50	60	71	100	125	140
RZQG71L9V1	RZQG71L8Y1		P	3	2			P			3	2			P			3	2			P			P			3	2			P			3	2			P		
RZQG100L9V1	RZQG100L8Y1	2		4	3		2			P	4	3		2			P	4	3		2						P	4	3		2			P	4	3		2			P
RZQG125L9V1	RZQG125L8Y1	2		4	3		2			P	4	3		2			P	4	3		2						P	4	3		2			P	4	3		2			P
RZQG140L9V1	RZQG140LY1	2		4	3		2			P	4	3		2			P	4	3		2						P	4	3		2			P	4	3		2			P

P = Pair, 2 = Twin, 3 = Triple, 4 = Double twin; For more information on infrastructure cooling options refer to infrastructure cooling catalogue.

Outdoor unit				RZQG	71L9V1	100L9V1	125L9V1	140L9V1	71L8Y1	100L8Y1	125L8Y1	140LY1
Dimensions	Unit	HeightxWidthxDepth		mm	990x940x320	1,430x940x320			990x940x320	1,430x940x320		
Weight	Unit			kg	69	95			80	101		
Sound power level	Cooling			dBA	64	66	67	69	64	66	67	69
Sound pressure level	Cooling	Nom.		dBA	48	50	51	52	48	50	51	52
	Heating	Nom.		dBA	50	52	53		50	52	53	
	Night quiet mode	Level 1		dBA	43	45			43	45		
Operation range	Cooling	Ambient	Min.~Max.	°CDB	-15~50							
	Heating	Ambient	Min.~Max.	°CWB	-20~15.5							
Refrigerant	Type				R-410A							
	Charge			kg	2.9	4.0			2.9	4.0		
				TCO_2eq	6.1	8.4			6.1	8.4		
	GWP				2,087.5							
Piping connections	Liquid	OD		mm	9.52							
	Gas	OD		mm	15.9							
	Piping length	OU - IU	Max.	m	50	75			50	75		
		System	Equivalent	m	70	90			70	90		
			Chargeless	m	30							
	Additional refrigerant charge			kg/m	See installation manual							
	Level difference	IU - OU	Max.	m	30.0							
Power supply	Phase / Frequency / Voltage			Hz / V	1~ / 50 / 220-240				3N~ / 50 / 380-415			
Current - 50Hz	Maximum fuse amps (MFA)			A	25	40			16	25		

(1) MFA is used to select the circuit breaker and the ground fault circuit interrupter (earth leakage circuit breaker). For more detailed information on each combination, please refer to the electrical data drawing.

Seasonal Classic

Pair, Twin, Triple, double twin

Technology and comfort combined for commercial applications

› Top efficiency:
- Energy labels up to A++ (cooling) /A+ (heating) for RZQG71/100L9V1 + FCQG71/100F
- compressor that offers substantial efficiency improvements
- control logic that optimises efficiency at the most frequently encountered operating condition

› Replace existing R-22 or R-407C systems without having to replace the piping

› Guarantees operation in both heating and cooling mode down to -15°C

› With a gas cooled PCB reliable cooling is guaranteed as it is not influenced by ambient temperature

› Maximum piping length up to 50m, minimum piping length is 5m.

RZQSG71-100-125L3/9V1

Pair, twin, triple and double twin application

		FCAHG-G				FCAG-A							FFA-A			FDXM-F3			FBA-A						
capacity class		71	100	125	140	35	50	60	71	100	125	140	35	50	60	35	50	60	35	50	60	71	100	125	140
RZQSG71L3V1		P				2			P				2			2			2			P			
RZQSG100L9V1	RZQSG100L8Y1		P			3	2			P			3	2		3	2		3	2			P		
RZQSG125L9V1	RZQSG125L8Y1			P		4	3	2			P		4	3	2	4	3	2	4	3	2			P	
RZQSG140L9V1	RZQSG140LY1	2			P	4	3		2			P	4	3		4	3		4	3		2			P

		FDA-A	FHA-A							FUA-A			FAA-A		FVA-A				FNA-A		
capacity class		125	35	50	60	71	100	125	140	71	100	125	71	100	71	100	125	140	35	50	60
RZQSG71L3V1			2			P				P			P		P				2		
RZQSG100L9V1	RZQSG100L8Y1		3	2			P				P			P		P			3	2	
RZQSG125L9V1	RZQSG125L8Y1	P	4	3	2			P				P					P		4	3	2
RZQSG140L9V1	RZQSG140LY1		4	3		2			P	2			2					P	4	3	

Outdoor unit				RZQSG	71L3V1	100L9V1	125L9V1	140L9V1	100L8Y1	125L8Y1	140LY1
Dimensions	Unit	HeightxWidthxDepth		mm	770x900x320	990x940x320		1,430x940x320	990x940x320		1,430x940x320
Weight	Unit			kg	67	72	74	95	82		101
Sound power level	Cooling			dBA	65	70		69	70	70	69
Sound pressure level	Cooling	Nom./Silent operation		dBA	49/47	53/-	54/-	53/-		54/-	53/-
	Heating	Nom.		dBA	51	57	58	54	57	58	54
	Night quiet mode	Level 1		dBA	-	49					
Operation range	Cooling	Ambient	Min.~Max.	°CDB	-15.0~46	-15~46					
	Heating	Ambient	Min.~Max.	°CWB	-15~15.5						
Refrigerant	Type				R-410A						
	Charge			kg	2.75	2.9		4.0	2.9		4.0
				TCO_2eq	5.7	6.1		8.4	6.1		8.4
	GWP				2,087.5						
Piping connections	Liquid	OD		mm	9.52						
	Gas	OD		mm	15.9						
	Piping length	OU - IU	Max.	m	50						
		System	Equivalent	m	70						
			Chargeless	m	30						
	Additional refrigerant charge			kg/m	See installation manual						
	Level difference	IU - OU	Max.	m	15	30.0					
Power supply	Phase / Frequency / Voltage			Hz / V	1~ / 50 / 220-240				3N~ / 50 / 380-415		
Current - 50Hz	Maximum fuse amps (MFA)			A	20	32			16		20

(1) MFA is used to select the circuit breaker and the ground fault circuit interrupter (earth leakage circuit breaker). For more detailed information on each combination, please refer to the electrical data drawing

Outdoor units

Ideal solution for small shops

- Daikin outdoor units are neat, sturdy and can easily be mounted on a roof or terrace or simply placed against an outside wall
- With a gas cooled PCB reliable cooling is guaranteed as it is not influenced by ambient temperature
- Outdoor units are fitted with either a swing or scroll compressor, renowned for low noise and high energy efficiency
- Exclusively offered for pair applications (capacity from 71 up to 140)
- Units optimized for seasonal efficiency give an indication on how efficient an air conditioner operates over an entire heating or cooling season.

- With a gas cooled PCB reliable cooling is guaranteed as it is not influenced by ambient temperature
- Daikin outdoor units are neat, sturdy and can easily be mounted on a roof or terrace or simply placed against an outside wall
- Outdoor units are fitted with either a swing or scroll compressor, renowned for low noise and high energy efficiency
- Exclusively offered for pair applications (capacity from 71 up to 140)
- Units optimized for seasonal efficiency give an indication on how efficient an air conditioner operates over an entire heating or cooling season.

AZQS100-125B(8)V1/BY1

Pair application

ROUND FLOW

	FCAG-A				ADEQ-C				ABQ-C				AHQ-C			
Capacity class	71	100	125	140	71	100	125	140	71	100	125	140	71	100	125	140
AZQS-B(8)V1	P	P	P	P	combines with ARXS	P	P					P	P	P	P	P
AZQS-BY1		P	P	P						P	P	P		P	P	P

					ARXS	AZQS						
Outdoor unit				**ARXS / AZQS**	**71L**	**71BV1**	**100B8V1**	**125B8V1**	**140B8V1**	**100BY1**	**125BY1**	**140BY1**
Dimensions	Unit	HeightxWidthxDepth		mm	735x825x300	770x900x320	990x940x320		1,430x940x320	990x940x320		1,430x940x320
Weight	Unit			kg	53	67	72.8	74.3	94.9	82		101
Sound power level	Cooling			dBA	-	64	70	71	70		71	70
Sound pressure level	Cooling	Nom.		dBA	-	48	53	54	53		54	53
	Heating	Nom.		dBA	-	50	57	58	54	57	58	54
	Night quiet mode	Level 1		dBA	-	43	49					
Operation range	Cooling	Ambient	Min.~Max.	°CDB	+10~46	-5~46						
	Heating	Ambient	Min.~Max.	°CWB	-15~18	-15~15.5						
Refrigerant	Type				R-410A							
	Charge			kg	-	2.75	2.9		4.0	2.9		4.0
				TCO_2eq	-	5.7	6.1		8.4	6.1		8.4
	GWP				2,087.5							
Piping connections	Liquid	OD		mm	9.52							
	Gas	OD		mm	15.9							
	Piping length	OU - IU	Max.	m	30	50				50		
		System	Equivalent	m	-	70				40 for combinations with FCQG		
			Chargeless	m	10	30						
	Additional refrigerant charge			kg/m	See installation manual							
	Level difference	IU - OU	Max.	m	20.0	30.0						
Power supply	Phase / Frequency / Voltage			Hz / V	1~ / 50 / 220-240					3N~ / 50 / 380-415		
Current - 50Hz	Maximum fuse amps (MFA)			A	-	20	32		40	16	20	25

(1) MFA is used to select the circuit breaker and the ground fault circuit interrupter (earth leakage circuit breaker). For more detailed information on each combination, please refer to the electrical data drawing.

Pair, Twin, Triple, double twin

Packaged system for commercial applications

- Available as 20 and 25kW
- Replace existing R-22 or R-407C systems without having to replace the piping

- Guarantees operation in heating mode down to -15°C
- Standard night quiet mode
- Maximum piping length up to 100m
- Maximum installation height difference up to 30m
- Wide range of connectable indoor units

RZQ200-250C

Pair, twin, triple and double twin application

	FCAG-A					FFA-A		FDXM-F3		FBA-A					FHA-A					FDQ-B		FUA-A			FAA-A		FDA-A	FNA-A	
capacity class	50	60	71	100	125	50	60	50	60	50	60	71	100	125	50	60	71	100	125	200	250	71	100	125	71	100	125	50	60
RZQ200C	4	3	3	2		4	3	4	3	4	3	3	2		4	3	3	2		P		3	2		3	2		4	3
RZQ250C		4			2		4		4		4			4		2			2		P			2			2		4

Outdoor unit				RZQ	200C	250C
Dimensions	Unit	HeightxWidthxDepth		mm	1,680x930x765	
Weight	Unit			kg	183	184
Sound power level	Cooling			dBA	78	
	Heating			dBA	78	
Sound pressure level	Nom.			dBA	57	
Operation range	Cooling	Ambient	Min.~Max.	°CDB	-5.0~46.0	
	Heating	Ambient	Min.~Max.	°CWB	-15.0~15.0	
Refrigerant	Type				R-410A	
	Charge			kg	8.3	9.3
				TCO_2eq	17.3	19.4
	GWP				2,087.5	
Piping connections	Liquid	OD		mm	9.52	12.7
	Gas	OD		mm	22.20	
	Piping length	OU - IU	Max.	m	100	
	Level difference	IU - OU	Max.	m	-	
Power supply	Phase / Frequency / Voltage			Hz / V	3N~ / 50 / 380-415	
Current - 50Hz	Maximum fuse amps (MFA)			A	20	

(1) MFA is used to select the circuit breaker and the ground fault circuit interrupter (earth leakage circuit breaker). For more detailed information on each combination, please refer to the electrical data drawing.

Rooftop

- Easy to install 'plug and play' concept plus single installation configuration; no additional piping is required since indoor and outdoor sides are pre-connected
- High efficiency and reliable scroll compressor
- Wide operating range
- Flat top unit design allows maximum use of warehouse and container space
- Free cooling and fresh air intake possible with optional economiser
- Convertible return and supply air: fan can be mounted in two directions
- Factory pre-charged refrigerant ensures clean and efficient operation
- Belt driven fan enables air volume and static pressure to be adjusted as required.
- Adjustable fan pulley as standard to meet a wide range of supply air volumes and external static pressures
- Anti-corrosion treated coil

UATYQ-CY1

Remote control

Indoor unit				UATYQ	250CY1	350CY1	450CY1	550CY1	600CY1	700CY1	900CY1
Cooling capacity	Nom.			kW	27.340	35.580	44.720	55.690	66.820	72.600	90.0
Heating capacity	Nom.			kW	24.910	34.790	41.790	53.930	61.690	69.610	87.9
Power input	Cooling	Nom.		kW	8.140	10.780	13.040	16.740	19.650	21.610	28.5
	Heating	Nom.		kW	7.330	10.840	12.860	15.540	18.580	21.420	27.9
EER					3.36	3.30	3.43	3.33	3.40	3.36	3.16
COP					3.40	3.21	3.25	3.47	3.32	3.25	3.15
Evaporator	Air flow rate	Cooling		m^3/min	93.6	121.8	160.2	189.6	206.7	235.02	271.86
	External static pressure			Pa	147				206		206
Evaporator piping connections	Condensation drain size	OD		mm	25.4						
Condenser	Dimensions	Unit	Height	mm	1,150	1,028	1,130	1,048	1,302	1,454	1,454
			Width	mm	1,638	2,209					
			Depth	mm	2,063	2,113		2,670			
	Weight	Unit		kg	445	580	610	830	880	1,020	1,020
	Casing	Colour			Light grey						
	Air flow rate	Cooling		cfm	8,230	12,000	12,100	12,900	20,200	21,200	
	Operation range	Cooling	Min.~Max.	°CDB	0~52						
		Heating	Min.~Max.	°CWB	-15~18						
	Sound pressure level	Nom.		dBA	68	64	65	68	70		70
	Sound power level	Nom.		dBA	82	83		87	90		90
	Refrigerant	Type			R-410A						
		GWP			2,087.5						
		Charge		TCO_2eq	12.7	12.1	15	18.2	21.7	24.2	
				kg	6.1	5.8	7.2	8.7	10.4	11.6	
Power supply	Phase/Frequency/Voltage			Hz/V	3~/50/380-415						

(1) All units are being tested and comply to ISO5151. (2) Sound pressure levels are measured according to JIS B 8616 standard (3) All performance calculations are strictly according to Eurovent standard

Economiser option

Indoor unit				ECONO	250AY1	350AY1	450AY1	550AY1	600AY1	700AY1	900AY1
Dimensions	Packed unit	Height		mm	534						
		Width		mm	1,440	1,430			1,458		1,460
		Depth		mm	1,144	1,124			1,564		1,682
Weight	Unit			kg	51	42	43	53	54	69	78
Packing	Weight			kg	152	140	141	165	166	181	190
Fan	Air flow rate	Cooling	Nom.	l/s	1,560	2,030	2,670	3,160	3,445	3,917	4,533
				cfm	3,300	4,300	5,650	6,700	7,300	8,300	9,604.5
Power supply	Voltage			V	24 DC						
Option for					UATYQ250CY1	UATYQ350CY1	UATYQ450CY1	UATYQ550CY1	UATYQ600CY1	UATYQ700CY1	UATYQ900CY1
Test Standard					ISO 13253						

Rooftop

- Easy to install 'plug and play' concept plus single installation configuration; no additional piping is required since indoor and outdoor sides are pre-connected
- Factory pre-charged refrigerant ensures clean and efficient operation
- Belt driven fan enables air volume and static pressure to be adjusted as required.
- Flat top unit design allows maximum use of warehouse and container space
- High efficiency and reliable scroll compressor
- Anti-corrosion treated coil

UATYP-AY1(B)

Remote control

Indoor unit					UATYP	10AY1	12AY1
Cooling capacity	Nom.				kW	101.110	109.609
Heating capacity	Nom.				kW	102.290	126.314
Power input	Cooling	Nom.			kW	43.170	48.200
	Heating	Nom.			kW	41.670	46.800
EER						2.34	2.27
COP						2.45	2.70
Evaporator	Air flow rate	Cooling			m^3/min	312	354
	External static pressure				Pa		
Evaporator piping connections	Condensation drain size	OD			mm		
Condenser	Dimensions	Unit	Height		mm	1,974	
			Width		mm	2,252	
			Depth		mm	3,180	
	Weight	Unit			kg	1,510	1,600
	Casing	Colour					
		Material				Electro-galvanised mild steel	
	Air flow rate	Cooling			cfm	20,000	
	Operation range	Cooling	Min.~Max.		°CDB		
		Heating	Min.~Max.		°CWB		
	Sound power level	Nom.			dBA		
	Refrigerant	Type					
		GWP					
		Charge			TCO_2eq	23.9	35.5
					kg	13.5 / 20.0	20.0
Power supply	Phase/Frequency/Voltage				Hz/V	3~/50/380-415	

(1) All units are being tested and comply to ISO5151. (2) Sound pressure levels are according to JIS B 8615 standard. Position of the measurement is 1m in front and 1m below the unit. (3) Designation based on cooling cycle.

Options - Sky Air

	INDOOR UNITS	FCAHG-G FCAG-A	FFA-A	FDBQ-B	FDXM-F3	FBA-A	FDA-A
Panels	Decoration panel (obligatory for cassette units, optional for others)	BYCQ140D (standard) BYCQ140DW (white)(1) BYCQ140DG9/ BYCQ140DGF9 (auto-cleaning)(2)(4)	BYFQ60CW (white) BYFQ60CS (silver) BYFQ60B3 (standard)				
	Panel spacer for reducing required installation height		KDBQ44B60 (only for standard panel)				
	Sealing kit for 3- or 2-directional air discharge	KDBHQ55B140 (11)	BDBHQ44C60				
	Sensor kit	BRYQ140A	BRYQ60AW (white)(9) BRYQ60AS (silver)(9)				
Individual control systems	**BRP069A81** - Online Controller	●	●		●	●	●
	Infrared remote control (incl. receiver)	BRC7FA532F (11)	BRC7EB530W for standard panel (5)(6) BRC7F530W for white panel (5)(6) BRC7F530S - for silver panel (5)(6)		BRC4C65	BRC4C65	BRC4C65
	BRC1H51W (White) / **BRC1H51S** (Silver) / **BRC1H51K** (Black) User-friendly wired remote controller with premium design	●	●	●	●	●	●
	BRC1E53A/B/C (3) (13) - Wired remote control with full-text interface and back-light	●	●	●	●	●	●
	BRC1D52 (13) - Standard wired remote control with weekly timer	●	●	●	●	●	●
	BRC2E52C (3) (13) - Simplified remote control (with operation mode selector button)	●	●	●	●	●	●
	BRC3E52C (3) (13) - Simplified remote control (without operation mode selector button)	●	●	●	●	●	●
	ARCWB - Wired remote controller						
Centralised control systems	DIII-net connection - for connection to centralized control	standard	standard		standard	standard	standard
	DCC601A51 - Intelligent tablet controller	●	●	●	●	●	●
	DCS601C51 (13) - Intelligent touch controller	●	●	●	●	●	●
	DCS302C51 (13) - Central remote control	●	●	●	●	●	●
	DCS301B51 (13) - Unified ON/OFF control	●	●	●	●	●	●
	DST301B51 (13) - Schedule timer	●	●	●	●	●	●
	NIM03 - R04084124324 - Option PCB for group control						
Building Management System & Standard protocol interface	**DCM601A51** - Intelligent Touch Manager	●	●	●	●	●	●
	RTD-NET - Modbus interface for monitoring and control	●	●	●	●	●	●
	RTD-10 - Modbus interface for infrastructure cooling	●	●	●	●	●	●
	RTD-20 - Modbus interface for retail	●	●	●	●	●	●
	RTD-HO - Modbus interface for hotel	●	●	●	●	●	●
	EKMBDXA - Modbus interface	●	●	●	●	●	●
	KLIC-DI - KNX Interface	●	●	●	●	●	●
	DCM010A51 - Daikin PMS interface	●	●	●	●	●	●
	DMS502A51 - BACnet Interface	●	●	●	●	●	●
	DMS504B51 - LonWorks Interface	●	●	●	●	●	●
Filters	Replacement long-life filter, non-woven type	KAFP551K160	KAFQ441BA60				
	Auto cleaning filter	see deco panel			BAE20A62 (25 - 35) BAE20A102 (50 - 60)		
Adapter	Wiring adapter for external monitoring/control via dry contacts and setpoint control via 0-140 Ω	KRP4A53 (10)(11)	KRP4A53 (10)		KRP4A54 (10)	KRP4A52 (10)	
	Wiring adapter with 2 output signals (compressor/ Error, Fan output)	KRP1B57 (10)(11)	KRP1B57 (10)		KRP1B56 (10)		
	Wiring adapter for external central monitoring/control (controls 1 entire system)				KRP2A53 (10)	KRP2A51 (7)(10)	KRP2A51 (8)
	Adapter for wiring (interlock for fresh air intake fan)					KRP1B54	KRP1C64 (7)
	Wiring adapter with 4 output signals (compressor / Error, Fan, Aux, heater, Humidifier output)	EKRP1C11 (10)(11)	EKRP1B2	EKRP1B2		EKRP1B2 (7)	EKRP1B2 (7)
	Adapter for keycard or window contact connection (in combination with BRC1H*, BRC1/2/3E* only)	BRP7A53	BRP7A53	BRP7A53	BRP7A54 (10)	BRP7A51 (12)	BRP7A54 (12)
	Installation box/Mounting plate for adapter PCBs (when there is no space in the switchbox, an installation box is required)	KRP1H98 (11)	KRP1B101/KRP1BA101		KRP1BA101	KRP1B101/KRP1BA101	KRP4A96
	External wired temperature sensor	KRCS01-4	KRCS01-4	KRCS01-1	KRCS01-4	KRCS01-4	KRCS01-4
	K.RSS - External wireless temperature sensor	●	●	●		●	●
	Remote ON/OFF, forced OFF kit	standard	standard	standard	standard	standard	EKRORO3
	DTA112B51 - Interface adapter for Sky Air						●
Others	Drain pump kit						
	Multi zoning kit (for detailed model code overview refer to multizoning argue card in this catalogue)				2 dampers (25 - 35) 3 dampers (25 - 35) 4 dampers (50) 5 dampers (60)	2 dampers (35 - 50) 3 dampers (35 - 50) 4 dampers (35 - 71) 5 dampers (60 - 140) 6 dampers (60 - 140) 7 dampers (100 - 140) 8 dampers (100 - 140)	
	L-type piping kit (upward direction)						
	Fresh air intake kit (direct installation type)	KDDQ55B140-1 + KDDQ55B140-2 (11)	KDDQ44XA60				
	Air discharge adapter for round duct					KDAP25A56A (35-50) KDAP25A71A (60-71) KDAP25A140A [100-140)	KDAJ25K140A

(1) Dirt formation is more easily visible on white insulation. It is recommended not to install this option in environments with a high concentration of dirt.

(2) To be able to control option BYCQ140DG(F)9, controller BRC1H*, BRC1E* is needed. These options cannot be combined with RXYSQ*, multi or non-inverter split units

(3) Included languages are:
A: English, German, French, Dutch, Spanish, Italian and Portuguese
B: English, Bulgarian, Croatian, Czech, Hungarian, Romanian and Slovenian
C: English, Greek, Polish, Russian, Albanian, Slovak and Turkish (in case of BRC2/3E52C Serbian is available instead of Albanian)
For BRC2/3E52C use PC cable EKPCCAB3 in combination with the updater PC software to change to language pack B or C

FDQ-B	ADEQ-C	ABQ-C	FHA-A	AHQ-C	FUA-A	FAA-A	FVA-A	FNA-A
					KDBHP49B140 + KDBTP49B140			
	●		●		●	●	●	●
BRC4C65	BRC4C65		BRC7G53		BRC7CB58	BRC7EB518		BRC4C65
●			●		●	●	●	●
●			●		●	●	●	●
●	●		●		●	●	●	●
●			●		●	●	●	●
●			●		●	●	●	●
		●		●				
DTA112B51			standard		standard	standard	standard	standard
●			●		●	●	●	●
●			●		●	●	●	●
●			●		●	●	●	●
●			●		●	●	●	●
●			●		●	●	●	●
		●		●				
●			●		●	●	●	●
●			●		●	●	●	●
●			●		●	●	●	●
●			●		●	●	●	●
●			●		●	●	●	●
●			●		●	●	●	●
●			●		●	●	●	●
●			●		●	●	●	●
●			●		●	●	●	●
			KAFP501A56 (35-50) KAFP501A80 (60-71) KAFP501A60 (100-140)		KAFP551K160		KAFJ95L160	
KRP4A51 (8)			KRP4A52 (10)		KRP4A53 (10)	KRP4A51 (10)	KRP4A52 (10)	KRP4A54
							KRP1B57 (10)	
	KRP2A51 (8)							
KRP1B54 (8)	KRP1B59		KRP1B54 (10)					
EKRP1B2 (7)(8)	EKRP1B2A (7)							KRP1B56
BRP7A54 (8)			BRP7A52 (10)		BRP7A53 (10)	BRP7A51 (10)	BRP7A52	BRP7A51
KRP4A96			KRP1D93A [box] KKSAP50A56 (35-50) [mounting plate]		KRP1BA97	KRP4A93	KRP4AA95	KRP1BA101
KRCS01-1			KRCS01-4		KRCS01-4	KRCS01-4		KRCS01-4
●			●		●	●		●
EKRORO		standard		standard				
●								
			KDUP50Q63 (35 - 60) KDUP50Q160 (71 - 140)			K-KDU572EVE		
	4 dampers (71) 5 dampers (71 - 125) 6 dampers (71 - 125) 7 dampers (100 - 125) 8 dampers (100 - 125)							
			KHFP5MA35 (35) KHFP5N63 (50-60) KHFPN5N160 (71-140)					
			KDDQ50A140					
	KDAP25A71A (71) KDAP25A140A (100/125)							

(4) The option is intended exclusively for use in fine dust enviornments (e.g. Clothing shops). Do not use it in environments that are greasy or have high humidity.
(5) Sensing function is not available
(6) Individual flap control function not available
(7) If installing an electrical heater, an option PCB for external electrical heater (EKRP1B2) for each indoor unit is required. These options require mounting plate KRP4A96. Electrical heaters and humidifiers are field-supplied. Do not install them inside the equipment.
(8) Mounting plate KRP4A96 is required for these options. Maximum 2 option PCB's can be mounted.
(9) This option cannot be used with RR and RQ models
(10) Requires installation box for adapter PCB, refer to table for model code
(11) This option cannot be combined with BYCQ140DG(F)9
(12) Maximum 2 optional PCBs can be mounted
(13) Applicable boxes (KJB*) to mount controllers can be found in the controls option list

		R-32		
		RZAG-MV1/MY1	RZASG-MV1/MY1	AZAS-MV1/MY1
Refrigerant branch piping	for twin	KHRQ22M20TA	KHRQ22M20TA	
	for triple	KHRQ127H (100 - 140)	KHRQ127H (100 - 140)	
	for double twin	KHRQ22M20TA (3x) (125 - 140)	KHRQ22M20TA (3x) (125 - 140)	
Demand adapter kit		SB.KRP58M52	SB.KRP58M52	SB.KRP58M52
Bottom plate heater		EKBH140L7		

		R-410A						
		RZQG-L9V1	RZQG-L(8)Y1	RZQSG-L3V1	RZQSG-L(8)Y1	AZQS-B8V1	AZQS-BY1	RZQ-C
Drain plug								KWC26B280
Refrigerant branch	For twin	KHRQ22M20TA	KHRQ22M20TA (KHRQ58T) (1)	KHRQ22M20TA	KHRQ22M20TA (KHRQ58T) (1)			KHRQ22M20TA
	For triple	KHRQ127H (100 - 140)	KHRQ127H (100 - 140) (KHRQ58H) (1)	KHRQ127H (100 - 140)	KHRQ127H (100 - 140) (KHRQ58H) (1)			KHRQ250H7
	For double twin	KHRQ22M20TA (x3) (125 - 140)	KHRQ22M20TA (x3) (125 - 140) (KHRQ58T) (1)	KHRQ22M20TA (x3) (125 - 140)	KHRQ22M20TA (x3) (125 - 140) (KHRQ58T) (1)			KHRQ22M20TA (x3)
Demand adapter kit		SB.KRP58M51	KRP58M51	KRP58M51 (71) SB.KRP58M51 (100 - 125 - 140)	KRP58M51	KRP58M51 (71) SB.KRP58M51 (100-140)	KRP58M51	KRP58M51
Bottom plate heater		EKBPH140L7	EKBPH140L7 (2)					

(1) For RZQG-L(8)Y1 in combination with FCAG35-71* or FCAHG-* use refrigerant branch piping between brackets
(2) For combination of RZQG71 and EKBPH140L7 the demand adapter kit is needed in order to connect the bottom plate heater

		R-32	R-410A						
		RZAQG-F	RZQG-L9V1	RZQG-L(8)Y1	RZQSG-L3V1	RZQSG-L(8)Y1	AZQS-B8V1/ BY1	RZQ-C	RXS-L(3)
Drain plug								KWC26B280	KKP937A4
Refrigerant branch	For twin		KHRQ22M20TA (2)	KHRQ22M20TA (KHRQ58T) (2)	KHRQ22M20TA (2)	KHRQ22M20TA (KHRQ58T) (2)		KHRQ22M20TA	
	For triple		KHRQ127H - class 100-140 (2)	KHRQ127H (KHRQ58H) - class 100-140 (2)	KHRQ127H class 100-140 (2)	KHRQ127H (KHRQ58H) class 100-140 (2)		KHRQ250H7	
	For double twin		KHRQ22M20TA 3x - class 125-140 (2)	KHRQ22M20TA (KHRQ58T) 3x - class 125-140 (2)	KHRQ22M20TA 3x - class 125-140 (2)	KHRQ22M20TA (KHRQ58T) 3x - class 125-140 (2)		KHRQ22M20TA (x3)	
Demand adapter kit		SB.KRP58M51	SB.KRP58M51	KRP58M51	KRP58M51 (71) SB.KRP58M51 (100 - 125 - 140)	SB.KRP58M51 (125 - 140)	KRP58M51 (V1)	KRP58M51	
Bottom plate heater		EKBPH140L7	EKBPH140L7	EKBPH140L7 (1)					KPW937E4

	ROOFTOPS	
Description	**UATYQ-C**	**UATYP-AY1(B)**
Rooftop controller	•	-
PCB	•	-
EXV	•	-
Gold Fin (NA549)	•	-
Scroll compressor	•	-
Saranet Air Filter	•	-
Side flow	•	-
Convertible	•	-
Filter drier	•	-
High pressure switch	•	-
Low pressure switch	•	-
ECONO-AY1 Economiser	•	-

Concealed floor standing unit hidden in cupboard

VRV the solution for the commercial sector

Daikin's VRV technology leads the way in customisation to match individual commercial building requirements in comfort and energy efficiency. Flexible to cover all applications and climate conditions, VRV has the unique products that make the difference for you and your customers.

VISIT OUR BIM APPLICATION SUITE ON WWW.DAIKIN.EU/BIM

VRV

The solution for any commercial application no matter the size.

Why choose Daikin VRV? 340
Total solution concept 342
Application overview 345
VRV outdoor - products overview 352
VRV outdoor units 356

Heat recovery 356
REYQ-T 356

Heat pump 358
RYYQ-T(8) / RXYQ-T(8) 358
RXYSCQ-TV1 360
RXYSQ-T8V / RXYSQ-T8Y/TY1 361
UNIQUE SB.RKXYQ-T 364

Replacement VRV 368
RQCEQ-P3 368
RQYQ-P/RXYQQ-T 369

Water-cooled VRV 372
NEW RWEYQ-T9 372

Branch selector (BS box) 375
BS1Q-A 375
BS-Q14AV1B 375

VRV indoor - products overview 378
VRV indoor - benefits overview 380

VRV indoor units

Ceiling mounted cassette units 385
UNIQUE FXFQ-A 385
UNIQUE FXZQ-A 389
FXCQ-A 390
FXKQ-MA 391

Concealed ceiling units 392
FXDQ-M9 392
UNIQUE Auto cleaning filter for concealed ceiling units 393
Multi zoning kit 394
FXDQ-A3 395
FXSQ-A 396
FXMQ-P7 / FXMQ-MB 398

Wall mounted unit 400
NEW FXAQ-A 400

Ceiling suspended units 401
FXHQ-A 401
UNIQUE FXUQ-A 403

Floor standing units 404
FXNQ-A 404
FXLQ-P 405

Hot water 406
HXY-A8 406
NEW HXHD-A8 407
Accessories for hot water 408

Options & accessories 410

For latest data, please consult my.daikin.eu

VRV IV sets the standard . . . again

9 reasons why VRV is unique in the market

Variable Refrigerant Temperature

1 High energy efficiency

› Variable Refrigerant Temperature leading to the highest seasonal efficiency
  • Up to 28% higher seasonal efficiency (ESEER)
NEW › Round flow cassette and concealed ceiling units with auto cleaning filter
› Absolute credibility of data with Eurovent certification of air-cooled outdoor units
› The best partner for your green project
  • A team of AP's across Europe who are there to help you
  • Maximise your BREEAM points with Daikin
  • Daikin is the first HVAC manufacturer to achieve BES6001 certificates gaining additional BREEAM credits

EUROVENT CERTIFIED PERFORMANCE www.eurovent-certification.com

Check ongoing validity of certificate: www.eurovent-certification.com

BES 6001 Responsible Sourcing www.greenbooklive.com

BREEAM®

2 Best comfort

› Variable Refrigerant Temperature preventing cold draughts thanks to high outblow temperatures
› True continuous heating, during defrost
› Low sound indoor and outdoor units
› Presence and floor sensors direct the air flow away from persons, while ensuring an even temperature distribution

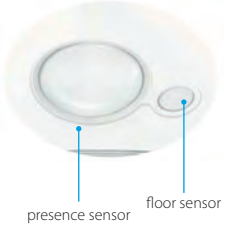

3 Top reliability

› True technical cooling
› Refrigerant cooled PCB
› Most extensive testing before new units leave the factory
› Widest support network and after sales service
› All spare parts available in Europe
› Preventive maintenance via i-Net

4 Stylish design products

› Fully flat cassette, fully integrated in the ceiling
› Daikin Emura, unique iconic design

Daikin Emura

5 Market leading controls

NEW

A new, sleek wired controller designed to enhance the user experience

› Intuitive touch button control
› 3 color versions
› Advanced settings and commissioning via smartphone

BRC1H51W

› Intelligent Touch manager, cost-effective mini BMS integrating all Daikin products
› Easy integrating in third party BMS via BACnet, LonWorks, Modbus, KNX
› Dedicated control solutions for applications such as technical cooling, shops, hotels, ...

NEW

› Daikin Cloud Service offers services such as online control, energy monitoring, comparison of multiple sites

6 Unique installation benefits

› Automatic refrigerant charge and refrigerant containment check
› 4-way blow ceiling suspended cassette (FXUQ)
› Plug & play Daikin air handling unit
› Total solution incl. low and high temperature hydro box, Biddle air curtains, etc.
› VRV configurator software for the fastest commissioning, configuration and customisation
› Outdoor unit display for quick on-site settings

FXUQ

7-segment display

7 Inventor and market leader of VRV systems since 1982

› Over 90 years of expertise in heat pumps
› Designed for and produced in Europe

VRV

8 Unique outdoor unit range covering all applications and climate conditions in design

9 VRV IV technologies

Variable Refrigerant Temperature

Variable refrigerant temperature

The biggest leap since the inverter compressor
› Seasonal efficiency increased by 28%
› The first weather accommodating control on the market
› Customer comfort is assured thanks to higher outblow temperatures (preventing cold draughts)

Continous heating

Real continuous heating providing heating even during defrost
› Continuous indoor comfort ensured by the heat accumulating element or alternate defrost
› An innovative alternative to traditional heating systems

VRV configurator

Software for simplified commissioning, configuration and customisation
› Graphical interface
› Manage systems over multiple sites in exactly the same way
› Retrieve initial settings

VRV IV

Heat pump
Heat recovery
Replacement
Water cooled

The VRV air conditioning system is the world's first individual air conditioning system with variable refrigerant flow control and was commercialised by Daikin in 1982. VRV is the trademark of Dakin Industries Ltd, which is derived from the technology we call "variable refrigerant volume". BREEAM is a registered trademark of BRE (the Building Research Establishment Ltd. Community Trade Mark E5778551). The BREEAM marks, logos and symbols are the Copyright of BRE and are reproduced by permission

But VRV is more…
standard VRV features

Low running costs

› Precise zone control
› All inverter compressors
› Running costs of a water-based fan coil unit can be 40 to 72% higher compared to a VRV heat recovery system

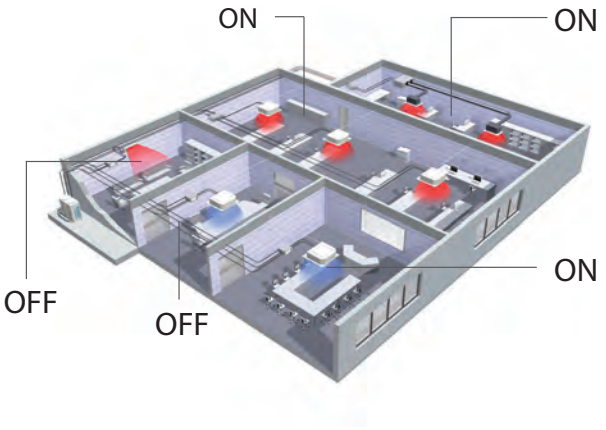

Great design flexibility

› Solutions for every climate, from -25 to +52°C

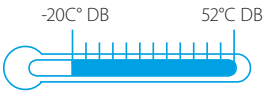

Cooling mode

multi tenant

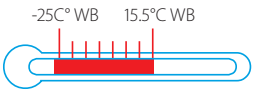

Heating mode

max. 398kg for a 20HP unit

› Long refrigerant piping
› Zone by zone phased installation
› Outdoor units can be installed indoors
› Use one outdoor unit for multiple tenants

› Compact units require up to 29% less space than traditional water based systems, offering more lettable space and avoiding the need for structural reinforcement

Reliable

› Special anti corrosion treatment of the heat exchanger provides 5 to 6 times greater resistance against corrosion
› Duty cycling extends operation life
› Sequential start
› Only brazed connections

indoor installation of outdoor units



3 options:

› ESP up to 78pa for standard air-cooled outdoor units
› VRV IV i-series air cooled heat pump for indoor installation
› VRV IV W-series water cooled unit for indoor installation

Easy installation and servicing

› Automatic testing and refrigerant charging
› Easy servicing and F-gas compliance with remote refrigerant containment check
› VRV configurator software
› Compact unit design



› Daikin unified REFNET piping
› Easy wiring
› Plug & play connection for VRV to Daikin Air Handling Units, the easiest solution with only one point of contact



High comfort levels

› Individual control and simultaneous cooling and heating for perfect personal environment
› Night quiet mode on outdoor units to ensure low outdoor operation sound
› Back-up function
› Low indoor sound levels down to 19 dBA

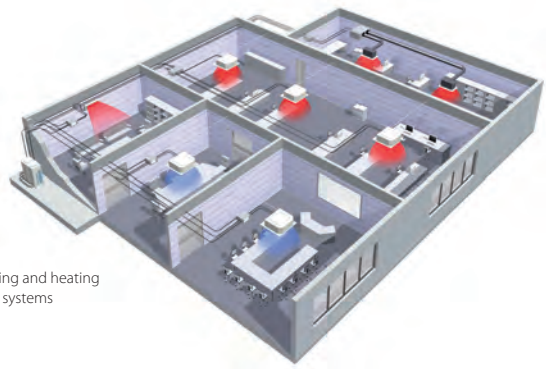

Simultaneous cooling and heating with heat recovery systems

DAIKIN emura — 19 dB(A)

nexura — 19 dB(A)

FULLY FLAT CASSETTE — 25.5 dB(A)

› CO_2 sensor in combination with Daikin ventilation (VAM, VKM) units ensures fresh air, while preventing energy losses from over-ventilation

We're here to help you!
Online and offline

Online and offline VRV selection software

Business portal via mobile or desktop

my.daikin.eu

Full BIM object library available

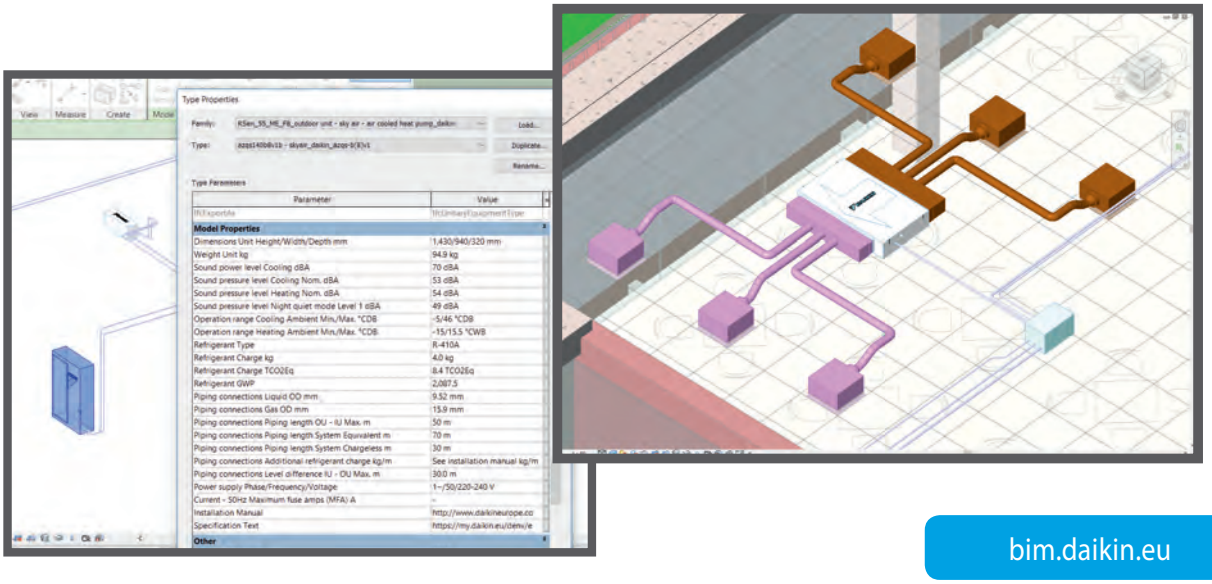

bim.daikin.eu

Commercial Solutions
Daikin offers solutions for commercial applications
100

Green Buiding Solutions
Clear building owner/investor benefits why to choose Daikin for a green building, with emphasis on BREEAM
216

Hotel Solutions
Clear building owner/investor benefits why to choose Daikin for a hotel
218

Reference books:

Reference catalogue
Daikin commercial and industrial references
213

Product profiles:

VRV IV range
Detailed VRV IV standards and technologies benefits. Main features and specs of VRV IV product range
206

VRV IV S-series
Main benefits, application examples and specs of VRV IV S-series product range
208

VRV IV i-series
Main benefits, application examples and specs of VRV IV i-series product range
207

Intelligent Touch Manager
Detailed benefits of Intelligent Touch Manager
302

Intelligent Tablet Controller
Detailed benefits of Intelligent Tablet Controller
303

Focus topics:

Replacement Technology
Clear installer benefits of VRV replacement technology
214

Infrastructure cooling
Clear installer benefits why to choose Daikin for infrastructure cooling
140

Replacement technology
Clear building owner/investor benefits of replacement technology
15-215

Product flyers:

Wired Remote Control
Detailed info on BRC1E-52A/B remote control
306

RTD modbus interface
Detailed info on RTD controls and applications
308

Sky Air product leaflets
Single page leaflet with the main benefits and technical specifications of each individual Sky Air unit. Ideal for quotations

VRV product leaflets
Single page leaflet with the main benefits and technical specifications of each individual VRV unit. Ideal for quotations

Product catalogues:

Sky Air Catalogue
Detailed technical information & benefits on Sky Air
100

VRV Catalogue
Detailed technical information & benefits of the VRV total solution
200

Ventilation Catalogue
Detailed info on Ventilation products
203

Product portfolios:

Sky Air product portfolio
Overview of Sky air product range
121

VRV product portfolio
Overview of VRV total solution product range
201



Controls systems portfolio
Overview of all Daikin control systems
301

Technical documentation:

Download all technical documentation such as engineering databooks, selection software, installation and operation manuals and service manuals directly from our business portal: my.daikin.eu

Which applications?

Typically, many buildings today rely on several separate systems for heating, cooling, air curtain heating and hot water. As a result energy is wasted. To provide a much more efficient alternative, VRV technology has been developed into a total solution managing up to 70% of a buildings energy consumption giving large potential to cost saving.

- **Heating and cooling** for year round comfort
- **Hot water** for efficient production of hot water
- **Underfloor heating /cooling** for efficient space heating/cooling
- **Ventilation** for high quality environments
- **Air curtains** for optimum air separation
- **Controls** for maximum operating efficiency
- **Cooling** for server rooms, telecom shelters, ... via VRV heat recovery or Sky Air units
- **Refrigeration** via our VRV based refrigeration units

Combine up to 70% of your building's energy consumption

Average hotel energy consumption

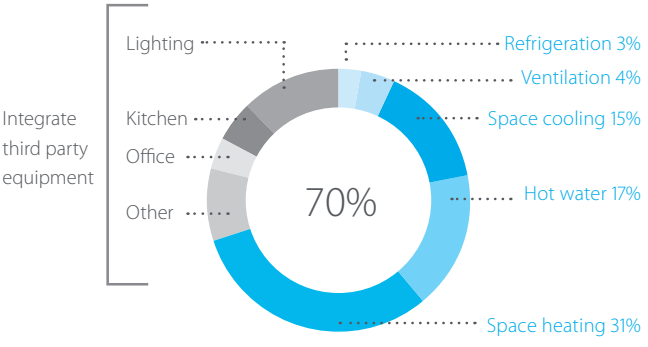

Average office energy consumption

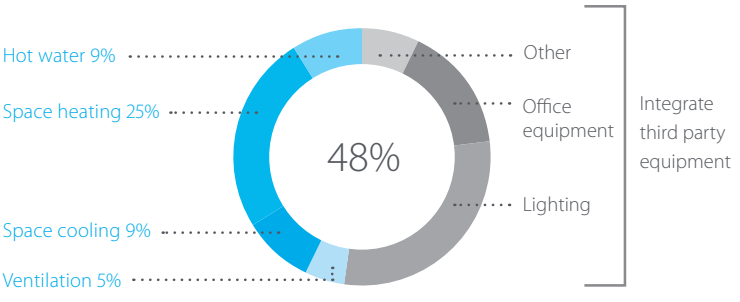

One system,

multiple applications for hotels, offices, retail, home …

Heating and cooling

› Combine VRV indoor units with other stylish indoor units in one system
› New round flow cassette sets the standard for efficiency and comfort
› Extensive range of models and capacities for optimal selection

Intelligent control systems

› Mini BMS which connects Daikin and third-party equipment
› Integrate intelligent control solutions with energy management tools to reduce running costs

Low-temperature hydrobox

› Highly efficient space heating through:
  - Underfloor heating
  - Low temperature radiators
  - AHU water heat exchangers
› Hot water from 25 °C to 45 °C
› Cold water from +5°C to +20°C

Biddle air curtain



› Payback time less than 1.5 years compared to electrical air curtain
› A highly efficient solution for doorway climate separation

High temperature hydrobox

› Efficient hot water production for:
  - Showers
  - Sinks
  - Tapwater for cleaning
› Hot water from 25 °C to 80 °C
NEW › Connectable to VRV heat recovery and Water - cooled VRV

Ventilation

› Widest range in DX ventilation – from small heat recovery ventilation to large scale air handling units
› Provides a fresh, healthy and comfortable environment

VRV
for offices and banks

Efficiency in the workplace

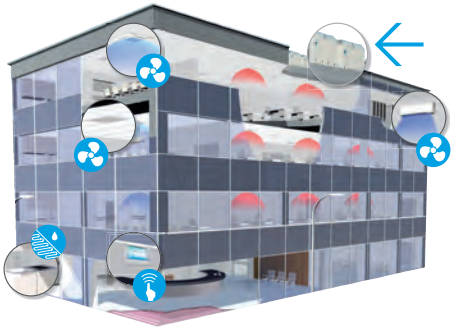

Efficient building and facilities management are key to minimising operational costs

Our solutions for offices:

› Significantly reduced costs for hot water and heating by re-using heat recovered from areas requiring cooling
› Unique cassette integrating fully flat into architectural ceilings
› Intelligent sensors
- maximise efficiency by raising the indoor set point or switching off the unit if there is nobody in the room
- maximise comfort by directing the air flow away from people to avoid cold draughts
› A complete Daikin mini Building Energy Management System (BEMS), with the Intelligent Touch Manager
› Plug & play connection to air handling units for a healthier office atmosphere
› Hot water production for sanitary use (e.g. kitchens) and space heating (e.g. underfloor loops)
› Truly reliable technical cooling down to -20°C, including duty/standby function

Check on YouTube
www.youtube.com/DaikinEurope

VRV
for hotels

Hospitality with economy

A hotel's reputation depends on how welcome and comfortable guests feel during their stay. Yet at the same time, hotel owners must maintain complete control of their operating costs and energy consumption.

Our solutions for hotels:

› Low cost heating and hot water by recovering heat from areas requiring cooling
› The perfect personal environment for guests by simultaneously heating spaces while cooling others
› Flexible installation: the outdoor unit can be installed outdoors to maximise hospitality space or indoors to minimise external space or noise in city centres
› Concealed ceiling units developed for small, well-insulated rooms such as hotel bedrooms, offering very low sound levels ensuring a good night's rest
› Smart energy management via Intelligent Touch Manager puts the hotel owner in full control of energy costs
› Intelligent and user-friendly hotel room controllers change the set point automatically when a guest leaves the room or opens the window
› Easy integration in hotel booking software
› Hot water production for bathrooms, underfloor heating and radiators up to 80°C

Check on YouTube
www.youtube.com/DaikinEurope

Hotel

Bank / Retail

VRV for retail

Reducing retail costs

Retailers are under pressure to reduce both store development costs and running costs. That is why affordable, energy-efficient solutions are vital for minimising lifetime costs, while ensuring compliance with the latest regulations.

Our retail solutions:

› Compact inverter heat pump technology
› Flexible installation: the outdoor unit can be installed outdoors to maximise commercial space or indoors to minimise external space or noise in city centres
› Unique round flow cassettes with autocleaning panel saving up to 50% of energy use compared to standard cassette units
› Intuitive touch screen intelligent Tablet Controller allowing multi site control via the Daikin Cloud Service
› Easy to use remote control with lock-key function to avoid improper use
› Individual control of each indoor unit or shop zone
› Savings on runningcost via pre/post trade modes, limiting energy use by lights, air conditioning, ...
› The most efficient open-door solution with Biddle air curtains

VRV for residential use

There is no place like home

A cost effective, low energy consumption heat pump system for home owners, offering maximum comfort

Our residential solutions:

› Lower CO_2 emissions compared to traditional heating systems
› Compact outdoor unit design with a low sound level
› Whisper-quiet indoor units down to 19dBA
› Daikin Emura, iconic design wall mounted unit
› Unique Nexura floor standing unit offering the feel of a radiator with the efficiency of a heat pump
› Units to be concealed in the wall or ceiling to make them completely unnoticed
› User-friendly, intuitive touch control, controlling your entire shop including lights, sensors, ...
› Manage and control multiple shops from a central location via the Daikin Cloud Service
› Up to 9 indoor units that can be connected to one outdoor unit

Want to know more about our commercial solutions?

Check on YouTube

www.youtube.com/DaikinEurope

Residential

EIFFAGE ENERGIE ET EIFFAGE ENERGIE THERMIE
OFFICE BUILDING
VRV IV HEAT PUMP WITH CONTINUOUS HEATING

PARK PHI
BREEAM EXCELLENT OFFICE BUILDING
WATERCOOLED VRV

HIGH STREET STORE GHENT
VRV IV I-SERIES

HOTEL LE PIGONNET, 8 REPLACEMENT VRV

VRV IV S-SERIES



BASTIDE ROUGE, OFFICE BUILDING, VRV IV WITH CONTINUOUS HEATING

Products overview VRV

	Model		Product name	4	5	6	8	10	12	13	14	16	18	20	22	24	26	28	30
Air cooled - heat recovery	VRV IV heat recovery	Best efficiency & comfort solution › Fully integrated solution with heat recovery for maximum efficiency › Covers all thermal needs of a building via a single point of contact: accurate temperature control, ventilation, hot water, air handling units and Biddle air curtains › "Free" heating and hot water through heat recovery › The perfect personal comfort for guests/tenants via simultaneous cooling and heating › Incorporates VRV IV standards & technologies such as Variable Refrigerant temperature and continuous heating › Allows technical cooling › Widest range of BS boxes on the market	REYQ-T VRV IV				●	●	●		●	●	●	●					
								○		○		○	○	○	○	○	○	○	○
Air cooled - heat pump	VRV IV heat pump with continuous heating	Daikin's optimum solution with top comfort › Continuous heating during defrost › Covers all thermal needs of a building via a single point of contact: accurate temperature control, ventilation, hot water, air handling units and Biddle air curtains › Connectable to stylish indoor units (Daikin Emura, Nexura) › Incorporates VRV IV standards & technologies such as Variable Refrigerant temperature and continuous heating	RYYQ-T(8) VRV IV				●	●	●		●	●	●	●					
								○				○	○	○	○	○	○	○	○
	VRV IV heat pump without continuous heating	Daikin's solution for comfort & low energy consumption › Covers all thermal needs of a building via a single point of contact: accurate temperature control, ventilation, hot water, air handling units and Biddle air curtains › Connectable to stylish indoor units (Daikin Emura, Nexura) › Incorporates VRV IV standards & technologies such as Variable Refrigerant temperature	RXYQ-T(9) VRV IV				●	●	●		●	●	●	●					
								○				○	○	○	○	○	○	○	○
	VRV IV-S series Compact	The most compact VRV › Compact and lightweight single fan design saves space and is easy to install › Covers all thermal needs of a building via a single point of contact: accurate temperature control, ventilation, air handling units and Biddle air curtains › Either connect VRV of stylish indoor units (Daikin Emura, Nexura) › Incorporates VRV IV standards & technologies such as Variable Refrigerant temperature	RXYSCQ-TV1 VRV IV S-series Compact	●	●														
	VRV IV-S series	Space saving solution without compromising on efficiency › Space saving trunk design for flexible installation › Covers all thermal needs of a building via a single point of contact: accurate temperature control, ventilation, air handling units and Biddle air curtains › Either connect VRV of stylish indoor units (Daikin Emura, Nexura) › Incorporates VRV IV standards & technologies such as Variable Refrigerant temperature	RXYSQT8V/T8Y/TY1 VRV IV S-series	T8V ●	●	●													
				T8Y/TY1 ●	●	●	●	●	●										
	UNIQUE VRV IV heat pump for indoor installation	The invisible VRV › Unique VRV heat pump for indoor installation › Total flexibility for any shop location and building type as the outdoor unit is invisible and split up in 2 parts › Incorporates VRV IV standards & technologies such as Variable Refrigerant temperature › Covers all thermal needs of a building via a single point of contact: accurate temperature control, ventilation and Biddle air curtains	SB.RKXYQ-T(8) VRV IV i-series		○		○												
Replacement	heat recovery	Quick & quality replacement for R-22 and R-407C systems › Cost-effective and fast replacement through re-use of exisiting piping › Drastically improve your comfort, efficiency and reliability › No interuption of daily business while replacing your system › Replace Daikin and other manufacturers systems safely	RQCEQ-P3* VRVIII-Q					○		○		○	○	○	○	○	○	○	○
	heat pump	Quick & quality replacement for R-22 and R-407C systems › Cost-effective and fast replacement through re-use of exisiting piping › Drastically improve your comfort, efficiency and reliability › No interuption of daily business while replacing your system › Replace Daikin and other manufacturers systems safely › Incorporates VRV IV standards & technologies such as Variable Refrigerant temperature	RXYQQ-T* VRV IV Q-series		●		●	●	●		●	●	●	●					
												○	○	○	○	○	○	○	○
Water cooled	NEW Water cooled VRV IV	Ideal for high rise buildings, using water as heat source › Reduced CO2 emissions thanks to the use of geothermal energy as a renewable energy source › No need for an external heating or cooling source when used in geothermal mode › Compact & lightweight design can be stacked for maximum space saving › Incorporates VRV IV standards & technologies such as Variable Refrigerant temperature › Variable Water Flow control option increases flexibility and control › Mixed connection of HT hydroboxes and VRV indoor units › Either connect VRV of stylish indoor units (Daikin Emura, Nexura › 2 analogue input signals allowing external control	RWEYQ-T9* VRV IV W-series				●	●	●		●								
												○	○	○	○	○	○	○	○

Ranges marked with '*' are not Eurovent certified. Multi combinations are not in scope of the Eurovent certification programme

● Single unit
○ Multi combination

Capacity (HP)												Description / Combination	**VRV** indoor units	Residential indoor units	**LT Hydrobox** HXY-A	**HT Hydrobox** HXHD-A	HRV units VAM-, VKM-	**AHU connection** EKEXV- + EKEQMCBA	**AHU connection** EKEXV- + EKEQFCBA	**Air curtains** CYV-DK-	Remarks
32	34	36	38	40	42	44	46	48	50	52	54										
												VRV IV Heat Recovery REYQ-T	○	×	○	○	○	○	×	○	› Standard total system connection ratio limit: 50 ~ 130%
												with only VRV indoor units	✓								
												with LT/HT Hydroboxes	✓		✓	✓	✓				› Max 32 indoor units, even on 16HP and larger systems › Total system connection ratio up to 200% possible
												HRV units VAM-, VKM-	✓		✓	✓	✓	✓		✓	
●	●	●	●	●	●	●	●	●	●	●	●	AHU connection EKEXV + EKEQMCBA	✓				✓	✓		✓	› Dedicated systems (with only ventilation units) not allowed – a mix with standard VRV indoor units is allways neccessary
												Biddle air curtain CYV-DK-	✓				✓	✓		✓	
												VRV IV Heat Pump RYYQ-T(8) / RXYQ-T(9)	○	○	○	×	○	○	○	○	› Standard total system connection ratio limit: 50 ~ 130%
												with only VRV indoor units	✓								› 200% total system connection ratio possible under special circumstances
												with residential indoor units	✓	✓			✓				› Only single-module systems (RYYQ 8~20 T / RXYQ 8~20 T) › Max 32 indoor units, even on 16HP, 18HP and 20HP systems
●	●	●	●	●	●	●	●	●	●	●	●	with LT Hydroboxes	✓		✓		✓				› Max 32 indoor units, even on 16HP and larger systems › Contact Daikin in case of multi-module systems (>20HP)
												HRV units VAM-, VKM-	✓	✓	✓		✓	✓		✓	
												AHU connection EKEXV + EKEQMCBA	✓				✓	✓		✓	
												AHU connection EKEXV + EKEQFCBA							✓		
●	●	●	●	●	●	●	●	●	●	●	●	Biddle air curtain CYV-DK-	✓				✓	✓		✓	
												VRV IV-S RXYSQ-/RXYSCQ-	○	○	×	×	○	○	×	○	› Standard total system connection ratio limit: 50 ~ 130%
												with VRV indoor units only	✓				✓	✓		✓	
												with residential indoor units only		✓							› With residential indoor: connection ratio limit: 80 ~ 130%
												VRV IV i series SB.RKXYQ-T(8)	✓	×	×	×	✓	✓	×	✓	› Standard total system connection ratio limit: 50 ~ 130%
												VRV III-Q Replacement H/R RQCEQ-P3	✓	×	×	×	✓	×	×	×	› Standard total system connection ratio limit: 50 ~ 130%
●	●	●	●	●	●							**VRV IV-Q Replacement H/P** RXYQQ-T	✓	×	×	×	✓	✓	×	✓	› Standard total system connection ratio limit: 50 ~ 130%
												VRV IV-W Water-cooled VRV RWEYQ-T9	○	○	×	○	○	○	○	○	› Standard total system connection ratio limit: 50 ~ 130%
												with VRV indoor units	✓			✓	✓	✓	✓	✓	
												with split indoor units		✓							
●	●	●	●	●	●							with HT hydrobox	✓			✓					

○ ... connection of indoor unit possible, but not neccessarily simultaneously with other allowed indoor units
✓ ... connection of indoor unit possible even simultaneously with other checked units in the same row
× ... connection of indoor not possible on this outdoor unit system

VRV IV Heat Recovery

Innovation in detail

Improved efficiency

In heat-recovery operation the VRV IV is up to 15% more efficient compared to VRV III. In single mode operation, the seasonal efficiency of the system can be even as much as 28% higher - thanks to the variable refrigerant temperature technology - compared to a conventional VRF system.

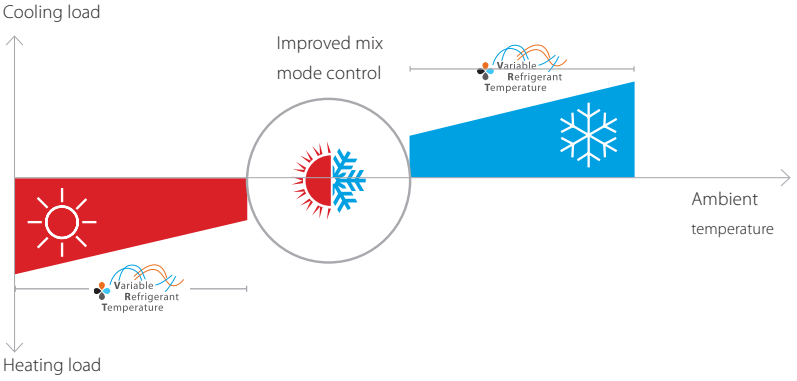

"Free" heat and hot water production

An integrated heat recovery system reuses heat from offices, server rooms, to warm other areas or create hot water.

Maximum comfort

A VRV heat-recovery system allows simultaneous cooling and heating.

› For hotel owners, this means a perfect environment for guests as they can freely choose between cooling or heating.
› For offices, it means a perfect working indoor climate for both north and south-facing offices.

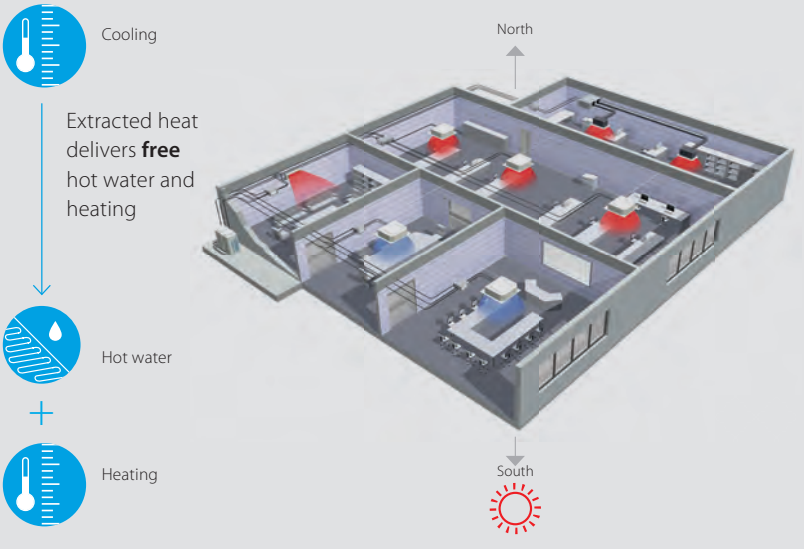

Advantages of 3-pipe technology

More "free" heat

Daikin 3-pipe technology needs less energy to recover heat, meaning significantly higher efficiency during heat recovery mode. Our system can recover heat at a low condensing temperature because it has dedicated gas, liquid and discharge pipes.

In a 2-pipe system, gas and liquid travel as a mixture so the condensing temperature needs to be higher in order to separate the mixed gas and liquid refrigerant. The higher condensing temperature means more energy is used to recover heat resulting in lower efficiency.

5 to 15% more efficient in heat recovery mode compared to 2-pipe system

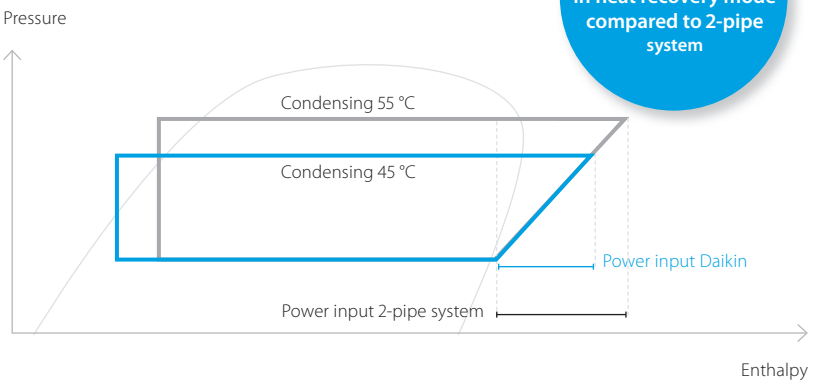

Lower pressure drop means more efficiency

- Smooth refrigerant flow in 3-pipe system thanks to 2 smaller gas pipes results in higher energy efficiency
- Disturbed refrigerant flow in large gas pipe on 2-pipe system results in bigger pressure drop

Up to 5% more cooling capacity available at longer piping lengths compared to 2-pipe system

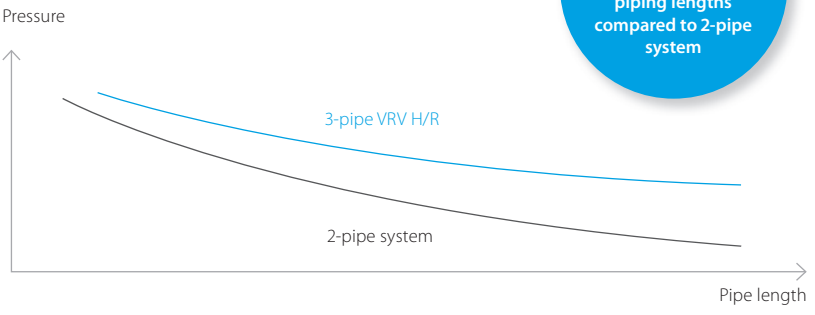

Maximum design flexibility and installation speed

- Quickly and flexibly design your system with a unique range of single and multi BS boxes.
- A wide variety of compact and lightweight multi BS boxes greatly reduces installation time.
- Free combination of single and multi BS boxes

Single port

BS1Q 10,16,25A

Multi port: 4 – 6 – 8 – 10 – 12 – 16

BS 4 Q14 A

BS 6, 8 Q14 A

BS 10, 12 Q14 A

BS 16 Q14 A

VRV IV heat recovery

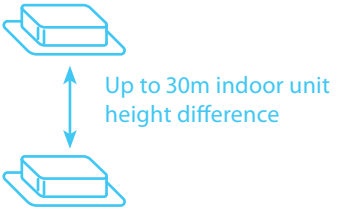

Best efficiency & comfort solution

- Fully integrated solution with heat recovery for maximum efficiency with COPs of up to 8 !
- Covers all thermal needs of a building via a single point of contact: accurate temperature control, ventilation, hot water, air handling units and Biddle air curtains
- „Free" heating and hot water production provided by transferring heat from areas requiring cooling to areas requiring heating or hot water
- The perfect personal comfort for guests/tenants via simultaneous cooling and heating
- Incorporates VRV IV standards & technologies: Variable Refrigerant Temperature, continuous heating, VRV configurator, 7 segment display and full inverter compressors, 4-side heat exchanger, refrigerant cooled PCB, new DC fan motor
- Free combination of outdoor units to meet installation space or efficiency requirements
- Possibility to extend the operation range in cooling down to -20°C for technical cooling operation such as server rooms
- Contains all standard VRV features

Outdoor system				**REYQ**	**8T**	**10T**	**12T**	**14T**	**16T**	**18T**	**20T**
Capacity range				HP	8	10	12	14	16	18	20
Cooling capacity	Nom.	35°CDB		kW	22.4 (1)	28.0 (1)	33.5 (1)	40.0 (1)	45.0 (1)	50.4 (1)	56.0 (1)
Heating capacity	Nom.	6°CWB		kW	22.4 (2)	28.0 (2)	33.5 (2)	40.0 (2)	45.0 (2)	50.4 (2)	56.0 (2)
	Max.	6°CWB		kW	25.0 (2)	31.5 (2)	37.5 (2)	45.0 (2)	50.0 (2)	56.5 (2)	63.0 (2)
Power input - 50Hz	Cooling	Nom.	35°CDB	kW	5.31 (1)	7.15 (1)	9.23 (1)	10.7 (1)	12.8 (1)	15.2	18.6
	Heating	Nom.	6°CWB	kW	4.75 (2)	6.29 (2)	8.05 (2)	9.60 (2)	11.2 (2)	12.3	14.9
		Max.	6°CWB	kW	5.51 (2)	7.38 (2)	9.43 (2)	11.3 (2)	12.9 (2)	14.3	17.5
EER at nom. capacity	35°CDB			kW/kW	4.22 (1)	3.92 (1)	3.63 (1)	3.74 (1)	3.52 (1)	3.32	3.01
COP at nom. capacity	6°CWB			kW/kW	4.72 (2)	4.45 (2)	4.16 (2)	4.17 (2)	4.02 (2)	4.10	3.76
COP at max. capacity	6°CWB			kW/kW	4.54 (2)	4.27 (2)	3.98 (2)		3.88 (2)	3.95	3.60
ESEER - Automatic					7.41	7.37	6.84	7.05	6.63	6.26	5.68
Maximum number of connectable indoor units					64 (3)						
Indoor index connection	Min.				100	125	150	175	200	225	250
	Nom.				200	250	300	350	400	450	500
	Max.				260	325	390	455	520	585	650
Dimensions	Unit	HeightxWidthxDepth		mm	1,685x930x765			1,685x1,240x765			
Weight	Unit			kg	210	218		304	305	337	
Fan	Air flow rate	Cooling	Nom.	m^3/min	162	175	185	223	260	251	261
Sound power level	Cooling	Nom.		dBA	78	79	81		86		88
Sound pressure level	Cooling	Nom.		dBA	58		61		64	65	66
Operation range	Cooling	Min.~Max.		°CDB	-5.0~43.0						
	Heating	Min.~Max.		°CWB	-20~15.5						
Refrigerant	Type				R-410A						
	GWP				2,087.5						
	Charge			TCO_2eq	20.2	20.5	20.7	24.6			
				kg	9.7	9.8	9.9	11.8			
Piping connections	Liquid	OD		mm	9.52		12.7			15.9	
	Gas	OD		mm	19.1	22.2	28.6				
	Total piping length	System	Actual	m	1,000						
	Discharge gas	OD		mm	15.9	19.1		22.2			28.6
Power supply	Phase/Frequency/Voltage			Hz/V	3N~/50/380-415						
Current - 50Hz	Maximum fuse amps (MFA)			A	20	25		32	40		50

Outdoor system				**REYQ**	**10T**	**13T**	**16T**	**18T**	**20T**	**22T**	**24T**	**26T**	**28T**	**30T**	**32T**
System	Outdoor unit module 1				REMQ5T			REYQ8T		REYQ10T	REYQ8T		REYQ12T		REYQ16T
	Outdoor unit module 2				REMQ5T	REYQ8T		REYQ10T	REYQ12T		REYQ16T	REYQ14T	REYQ16T	REYQ18T	REYQ16T
Capacity range				HP	10	13	16	18	20	22	24	26	28	30	32
Cooling capacity	Nom.	35°CDB		kW	28.0 (1)	36.4 (1)	44.8 (1)	50.4 (1)	55.9 (1)	61.5 (1)	67.4 (1)	73.5 (1)	78.5 (1)	83.9 (1)	90.0 (1)
Heating capacity	Nom.	6°CWB		kW	28.0 (2)	36.4 (2)	44.8 (2)	50.4 (2)	55.9 (2)	61.5 (2)	67.4 (2)	73.5 (2)	78.5 (2)	83.9 (2)	90.0 (2)
	Max.	6°CWB		kW	32.0 (2)	41.0 (2)	50.0 (2)	56.5 (2)	62.5 (2)	69.0 (2)	75.0 (2)	82.5 (2)	87.5 (2)	94.0 (2)	100.0 (2)
Power input - 50Hz	Cooling	Nom.	35°CDB	kW	6.34	8.48	10.62	12.46	14.54	16.38	18.11	19.93	22.03	24.43	25.6
	Heating	Nom.	6°CWB	kW	5.42	7.46	9.50	11.04	12.80	14.34	15.95	17.65	19.25	20.35	22.4
		Max.	6°CWB	kW	6.50	8.76	11.02	12.89	14.94	16.81	18.41	20.73	22.33	23.73	25.8
EER at nom. capacity	35°CDB			kW/kW	4.42	4.29	4.22	4.04	3.84	3.75	3.72	3.69	3.56	3.43	3.52
COP at nom. capacity	6°CWB			kW/kW	5.17	4.88	4.72	4.57	4.37	4.29	4.23	4.16	4.08	4.12	4.02
COP at max. capacity	6°CWB			kW/kW	4.92	4.68	4.54	4.38	4.18	4.10	4.07	3.98	3.92	3.96	3.88
ESEER - Automatic					7.77	7.54	7.41	7.38	7.06	7.07	6.87	6.95	6.72	6.48	6.63
ESEER - Standard					6.55	6.36	6.25	5.98	5.68	5.54	5.46	5.41	5.23	5.03	5.14
Maximum number of connectable indoor units					64 (3)										
Indoor index connection	Min.				125	162.5	200	225	250	275	300	325	350	375	400
	Nom.				250	325.0	400	450	500	550	600	650	700	750	800
	Max.				325	422.5	520	585	650	715	780	845	910	975	1,040
Piping connections	Liquid	OD		mm	9.52	12.7		15.9				19.1			
	Gas	OD		mm	22.2	28.6					34.9				
	Total piping length	System	Actual	m	500					1,000					
	Discharge gas	OD		mm	19.1	22.2			28.6						
Current - 50Hz	Maximum fuse amps (MFA)			A	40			50	63						80
Continuous heating					v										

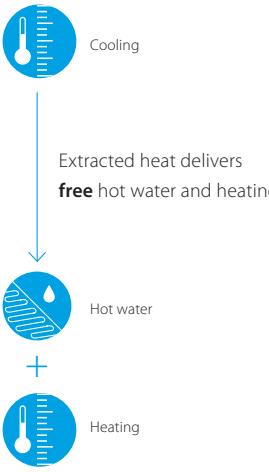

REYQ-T

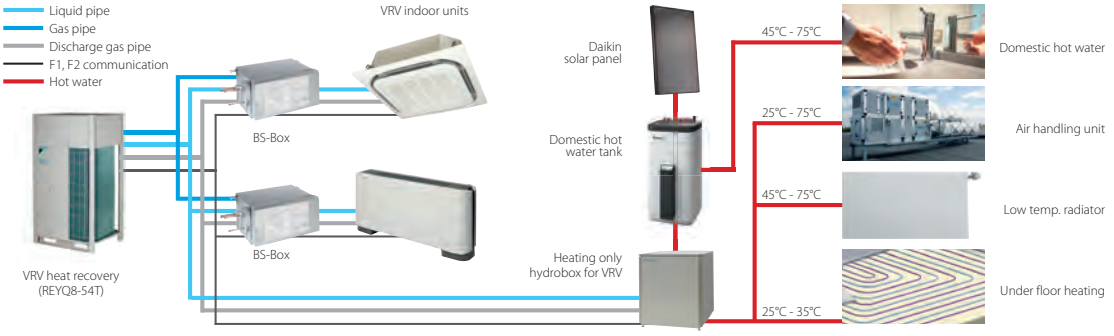

Outdoor system					REYQ	34T	36T	38T	40T	42T	44T	46T	48T	50T	52T	54T
System	Outdoor unit module 1					REYQ16T		REYQ8T	REYQ10T		REYQ12T	REYQ14T		REYQ16T		REYQ18T
	Outdoor unit module 2					REYQ18T	REYQ20T	REYQ12T		REYQ16T					REYQ18T	
	Outdoor unit module 3					-		REYQ18T		REYQ16T				REYQ18T		
Capacity range					HP	34	36	38	40	42	44	46	48	50	52	54
Cooling capacity	Nom.	35°CDB			kW	95.4 (1)	101.0 (1)	106.3 (1)	111.9 (1)	118.0 (1)	123.5 (1)	130.0 (1)	135.0 (1)	140.4 (1)	145.8 (1)	151.2 (1)
Heating capacity	Nom.	6°CWB			kW	95.4 (2)	101.0 (2)	106.3 (2)	111.9 (2)	118.0 (2)	123.5 (2)	130.0 (2)	135.0 (2)	140.4 (2)	145.8 (2)	151.2 (2)
	Max.	6°CWB			kW	106.5 (2)	113.0 (2)	119.0 (2)	125.5 (2)	131.5 (2)	137.5 (2)	145.0 (2)	150.0 (2)	156.5 (2)	163.0 (2)	169.5 (2)
Power input - 50Hz	Cooling	Nom.	35°CDB		kW	28.0	31.4	29.74	31.58	32.75	34.83	36.3	38.4	40.8	43.2	45.6
	Heating	Nom.	6°CWB		kW	23.5	26.1	25.10	26.64	28.69	30.45	32.00	33.6	34.7	35.8	36.9
		Max.	6°CWB		kW	27.2	30.4	29.24	31.11	33.18	35.23	37.1	38.7	40.1	41.5	42.9
EER at nom. capacity	35°CDB				kW/kW	3.41	3.22	3.57	3.54	3.60	3.55	3.58	3.52	3.44	3.38	3.32
COP at nom. capacity	6°CWB				kW/kW	4.06	3.87	4.24	4.20	4.11	4.06		4.02	4.05	4.07	4.10
COP at max. capacity	6°CWB				kW/kW	3.92	3.72	4.07	4.03	3.96	3.90	3.91	3.88	3.90	3.93	3.95
ESEER - Automatic						6.43	6.06	6.66	6.68	6.79	6.68	6.75	6.63	6.49	6.37	6.26
Maximum number of connectable indoor units						64 (3)										
Indoor index connection	Min.					425	450	475	500	525	550	575	600	625	650	675
	Nom.					850	900	950	1,000	1,050	1,100	1,150	1,200	1,250	1,300	1,350
	Max.					1,105	1,170	1,235	1,300	1,365	1,430	1,495	1,560	1,625	1,690	1,755
Piping connections	Liquid	OD			mm	19.1										
	Gas	OD			mm	34.9	41.3									
	Total piping length	System	Actual		m	1,000										
	Discharge gas	OD			mm	28.6		34.9								
Current - 50Hz	Maximum fuse amps (MFA)				A	80			100			125				
Continuous heating						v										

Outdoor unit module				REMQ	5T
Dimensions	Unit	Height/Width/Depth		mm	1,685/930/765
Weight	Unit			kg	210
Fan	Air flow rate	Cooling	Nom.	m^3/min	162
	External static pressure	Max.		Pa	78
	Discharge direction				Vertical
	Type				Propeller fan
Sound power level	Cooling	Nom.		dBA	77
Sound pressure level	Cooling	Nom.		dBA	56
Operation range	Cooling	Min.~Max.		°CDB	-5.0~43.0
	Heating	Min.~Max.		°CWB	-20~15.5
Refrigerant	Type				R-410A
	GWP				2,087.5
	Charge			TCO_2eq	20.2
				kg	9.7
Power supply	Phase/Frequency/Voltage			Hz/V	3N~/50/380-415
Current - 50Hz	Maximum fuse amps (MFA)			A	20

(1) Nominal cooling capacities are based on: indoor temperature: 27°CDB, 19°CWB, outdoor temperature: 35°CDB, equivalent refrigerant piping: 5m, level difference: 0m. Data for standard efficiency series
(2) Nominal heating capacities are based on: indoor temperature: 20°CDB, outdoor temperature: 7°CDB, 6°CWB, equivalent refrigerant piping: 5m, level difference: 0m. Data for standard efficiency series
(3) Actual number of connectable indoor units depends on the indoor unit type (VRV indoor, Hydrobox, RA indoor, etc.) and the connection ratio restriction for the system (50% <= CR <= 130%) | REMQ5 unit cannot be used as standalone unit. | Technical cooling setting, refer to the installation manual for more information | From 01/01/2018 LOT21 data will be available

VRV IV heat pump

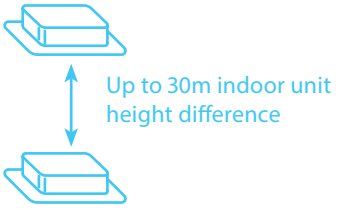

Daikin's optimum solution with top comfort

- Covers all thermal needs of a building via a single point of contact: accurate temperature control, ventilation, hot water, air handling units and Biddle air curtains
- Wide range of indoor units: possibility to combine VRV with stylish indoor units (Daikin Emura, Nexura, ...)
- Incorporates VRV IV standards & technologies: Variable Refrigerant Temperature, continuous heating, VRV configurator, 7 segment display and full inverter compressors, 4-side heat exchanger, refrigerant cooled PCB, new DC fan motor
- Free combination of outdoor units to meet installation space or efficiency requirements
- Available as heating only by irreversible field setting
- Contains all standard VRV features

Outdoor unit				RYYQ/RXYQ	8T8/8T9	10T	12T	14T	16T	18T	20T
Capacity range				HP	8	10	12	14	16	18	20
Cooling capacity	Nom.	35°CDB		kW	22.4 (1)	28.0 (1)	33.5 (1)	40.0 (1)	45.0 (1)	50.4 (1)	56.0 (1)
Heating capacity	Nom.	6°CWB		kW	22.4 (2)	28.0 (2)	33.5 (2)	40.0 (2)	45.0 (2)	50.4 (2)	56.0 (2)
	Max.	6°CWB		kW	25.0 (2)	31.5 (2)	37.5 (2)	45.0 (2)	50.0 (2)	56.5 (2)	63.0 (2)
Power input - 50Hz	Cooling	Nom.	35°CDB	kW	5.21 (1)	7.29 (1)	8.98 (1)	11.0 (1)	13.0 (1)	15.0 (1)	18.5 (1)
	Heating	Nom.	6°CWB	kW	4.75 (2)	6.29 (2)	7.77 (2)	9.52 (2)	11.1 (2)	12.6 (2)	14.5 (2)
		Max.	6°CWB	kW	5.51 (2)	7.38 (2)	9.10 (2)	11.2 (2)	12.8 (2)	14.6 (2)	17.0 (2)
EER at nom. capacity	35°CDB			kW/kW	4.30 (1)	3.84 (1)	3.73 (1)	3.64 (1)	3.46 (1)	3.36 (1)	3.03 (1)
COP at nom. capacity	6°CWB			kW/kW	4.72 (2)	4.45 (2)	4.31 (2)	4.20 (2)	4.05 (2)	4.00	3.86
COP at max. capacity	6°CWB			kW/kW	4.54 (2)	4.27 (2)	4.12 (2)	4.02 (2)	3.91 (2)	3.87	3.71
ESEER - Automatic					7.53	7.20	6.96	6.83	6.50	6.38	5.67
Maximum number of connectable indoor units					64 (3)						
Indoor index connection	Min.				100	125	150	175	200	225	250
	Nom.				200	250	300	350	400	450	500
	Max.				260	325	390	455	520	585	650
Dimensions	Unit	HeightxWidthxDepth		mm	1,685x930x765			1,685x1,240x765			
Weight	Unit			kg	243	252		356		391	
Fan	Air flow rate	Cooling	Nom.	m^3/min	162	175	185	223	260	251	261
Sound power level	Cooling	Nom.		dBA	78	79	81		86		88
Sound pressure level	Cooling	Nom.		dBA	58		61		64	65	66
Operation range	Cooling	Min.~Max.		°CDB	-5~43						
	Heating	Min.~Max.		°CWB	-20~15.5						
Refrigerant	Type				R-410A						
	GWP				2,087.5						
	Charge			TCO_2eq	12.3	12.5	13.2	21.5	21.7	24.4	24.6
				kg	5.9	6	6.3	10.3	10.4	11.7	11.8
Piping connections	Liquid	OD		mm	9.52		12.7			15.9	
	Gas	OD		mm	19.1	22.2	28.6				
	Total piping length	System	Actual	m	1,000						
Power supply	Phase/Frequency/Voltage			Hz/V	3N~/50/380-415						
Current - 50Hz	Maximum fuse amps (MFA)			A	20	25	32		40		50

Outdoor system				RYYQ/RXYQ	22T	8T8/8T9	26T	28T	30T	32T	34T	36T	38T8/38T9	40T
System	Outdoor unit module 1				10T	8T	12T			16T			8T	10T
	Outdoor unit module 2				12T	16T	14T	16T	18T	16T	18T	20T	10T	12T
	Outdoor unit module 3				-								20T	18T
Capacity range				HP	22	24	26	28	30	32	34	36	38	40
Cooling capacity	Nom.	35°CDB		kW	61.5 (1)	67.4 (1)	73.5 (1)	78.5 (1)	83.9 (1)	90.0 (1)	95.4 (1)	101.0 (1)	106.3 (1)	111.9 (1)
Heating capacity	Nom.	6°CWB		kW	61.5 (2)	67.4 (2)	73.5 (2)	78.5 (2)	83.9 (2)	90.0 (2)	95.4 (2)	101.0 (2)	106.3 (2)	111.9 (2)
	Max.	6°CWB		kW	69.0	75.0	82.5	87.5	94.0	100.0	106.5	113.0	119.0	125.5
Power input - 50Hz	Cooling	Nom.	35°CDB	kW	16.27 (1)	18.2 (1)	20.0 (1)	22.0 (1)	24.0 (1)	26.0 (1)	28.0 (1)	31.5 (1)	29.2 (1)	31.3 (1)
	Heating	Nom.	6°CWB	kW	14.06 (2)	15.85 (2)	17.29 (2)	18.87 (2)	20.4 (2)	22.2 (2)	23.7 (2)	25.6 (2)	25.1 (2)	26.7 (2)
		Max.	6°CWB	kW	16.48	18.31	20.30	21.90	23.7	25.6	27.4	29.8	29.2	31.1
EER at nom. capacity	35°CDB			kW/kW	3.77 (1)	3.70 (1)	3.68 (1)	3.57 (1)	3.5 (1)	3.46 (1)	3.4 (1)	3.21 (1)	3.6 (1)	
COP at nom. capacity	6°CWB			kW/kW	4.37	4.25		4.16	4.1	4.05	4.0	3.95	4.2	
COP at max. capacity	6°CWB			kW/kW	4.19	4.10	4.06	4.00		3.91	3.9	3.79	4.1	4.0
ESEER - Automatic					7.07	6.81	6.89	6.69	6.60	6.50	6.44	6.02	6.36	6.74
Maximum number of connectable indoor units					64 (3)									
Indoor index connection	Min.				275	300	325	350	375	400	425	450	475	500
	Nom.				550	600	650	700	750	800	850	900	950	1,000
	Max.				715	780	845	910	975	1,040	1,105	1,170	1,235	1,300
Piping connections	Liquid	OD		mm	15.9		19.1							
	Gas	OD		mm	28.6	34.9						41.3		
	Total piping length	System	Actual	m	1,000									
Current - 50Hz	Maximum fuse amps (MFA)			A	63				80				100	



RYYQ8-12T(8) / RXYQ8-12T(8)

Connectable stylish indoor units

		15 CLASS	20 CLASS	25 CLASS	35 CLASS	42 CLASS	50 CLASS	60 CLASS	71 CLASS
Daikin Emura - Wall mounted unit	FTXG-LW/LS		•	•	•		•		
Wall mounted unit	CTXS-K	•			•				
Wall mounted unit	FTXS-K		•	•	•	•	•		
Wall mounted unit	FTXS-G							•	•
Nexura - Floor standing unit	FVXG-K			•	•		•		
Floor standing unit	FVXS-F			•	•		•		
Flexi type unit	FLXS-B(9)			•	•		•	•	

BPMKS box needed to connect RA indoors to VRV IV (RYYQ-T and RXYQ-T(9))

Outdoor system				RYYQ/RXYQ	42T	44T	46T	48T	50T	52T	54T
System	Outdoor unit module 1				10T	12T	14T		16T		18T
	Outdoor unit module 2						16T			18T	
	Outdoor unit module 3					16T			18T		
Capacity range				HP	42	44	46	48	50	52	54
Cooling capacity	Nom.	35°CDB		kW	118.0 (1)	123.5 (1)	130.0 (1)	135.0 (1)	140.0 (1)	145.8 (1)	151.2 (1)
Heating capacity	Nom.	6°CWB		kW	118.0 (2)	123.5 (2)	130.0 (2)	135.0 (2)	140.0 (2)	145.8 (2)	151.2 (2)
	Max.	6°CWB		kW	131.5	137.5	145.0	150.0	156.0	163.0	169.5
Power input - 50Hz	Cooling	Nom.	35°CDB	kW	33.3 (1)	35.0 (1)	37.0 (1)	39.0 (1)	40.7 (1)	43.0 (1)	45.0 (1)
	Heating	Nom.	6°CWB	kW	28.49 (2)	29.97 (2)	31.72 (2)	33.3 (2)	34.6 (2)	36.3 (2)	37.8 (2)
		Max.	6°CWB	kW	32.98	34.70	36.8	38.4	40.0	42.0	43.8
EER at nom. capacity	35°CDB			kW/kW	3.54 (1)		3.51 (1)	3.46 (1)	3.44 (1)	3.4 (1)	3.40 (1)
COP at nom. capacity	6°CWB			kW/kW	4.14	4.12	4.10	4.05		4.0	
COP at max. capacity	6°CWB			kW/kW	3.99	3.96	3.94	3.91		3.90	
ESEER - Automatic					6.65	6.62	6.60	6.50	6.46	6.42	6.38
Maximum number of connectable indoor units					64 (3)						
Indoor index connection	Min.				525	550	575	600	625	650	675
	Nom.				1,050	1,100	1,150	1,200	1,250	1,300	1,350
	Max.				1,365	1,430	1,495	1,560	1,625	1,690	1,755
Piping connections	Liquid	OD		mm	19.1						
	Gas	OD		mm	41.3						
	Total piping length	System	Actual	m	1,000						
Current - 50Hz	Maximum fuse amps (MFA)			A	100			125			

Outdoor unit module				RYMQ	10T	12T	14T	16T	18T	20T	8T
Dimensions	Unit	Height/Width/Depth		mm	1,685/930/765		1,685/1,240/765				1,685/930/765
Weight	Unit			kg	195		309		319		188
Fan	Air flow rate	Cooling	Nom.	m^3/min	175	185	223	260	251	261	162
	External static pressure	Max.		Pa	78						
	Discharge direction				Vertical						
	Type				Propeller fan						
Sound power level	Cooling	Nom.		dBA	79	81		86		88	78
Sound pressure level	Cooling	Nom.		dBA	58	61		64	65	66	58
Operation range	Cooling	Min.~Max.		°CDB	-5~43						
	Heating	Min.~Max.		°CWB	-20~15.5						
Refrigerant	Type				R-410A						
	GWP				2,087.5						
	Charge			TCO_2eq	12.5	13.2	21.5	21.7	24.4	24.6	12.3
				kg	6	6.3	10.3	10.4	11.7	11.8	5.9
Power supply	Phase/Frequency/Voltage			Hz/V	3N~/50/380-415						
Current - 50Hz	Maximum fuse amps (MFA)			A	25	32		40		50	20

(1) Nominal cooling capacities are based on: indoor temperature: 27°CDB, 19°CWB, outdoor temperature: 35°CDB, equivalent refrigerant piping: 5m, level difference: 0m. Data for standard efficiency series (2) Nominal heating capacities are based on: indoor temperature: 20°CDB, outdoor temperature: 7°CDB, 6°CWB, equivalent refrigerant piping: 5m, level difference: 0m. Data for standard efficiency series (3) Actual number of connectable indoor units depends on the indoor unit type (VRV indoor, Hydrobox, RA indoor, etc.) and the connection ratio restriction for the system (50% <= CR <= 130%) | The AUTOMATIC SEER value corresponds with normal VRV4 Heat Pump operation, taking into account advanced energy saving operation functionality (variable refrigerant temperature control operation) | From 01/01/2018 LOT21 data will be available

VRV IV S-series heat pump

RXYSCQ-TV1 / RXYSQ-T8V / RXYSQ-T8Y

Variable Refrigerant Temperature

A wide range, big on features

They may be discreet, but Daikin VRV IV S-series units stand out when it comes to benefits they deliver. They provide the perfect indoor climate, while remaining totally discreet from the outside. If you need efficient and effective air conditioning from a completely unnoticeable unit, look no further.

Features

- A wide range of stylish residential or commercial indoor units can be connected
- A total air conditioning solution integrating air handling units and/or air curtains
- Complete reliability thanks to refrigerant-cooled PCB
- Suitable for bigger projects of up to 150 to 200m^2
- Light weight unit (down to 88kg) is easy to install and handle
- A perfect match for any application thanks to the wide range of small-footprint units
- Widest range of front blow units on the market

Total solution

Daikin Emura wall mounted unit



Fully flat cassette

Biddle air curtain

Nexura Floor standing unit

Air handling unit for ventilation

8-10-12HP (three phase)

4-5-6HP (single & three phase)

4-5HP (single phase)

Most compact unit on the market 823mm high & 88kg

823mm

Compact: Easy for a two person crew to move and install.

YouTube

www.youtube.com/DaikinEurope

VRV IV S-series compact heat pump

The most compact VRV

- Compact & lightweight single fan design makes the unit almost unnoticeable
- Covers all thermal needs of a building via a single point of contact: accurate temperature control, ventilation, air handling units and Biddle air cutains
- Wide range of indoor units: either connect VRV or stylish indoor units such as Daikin Emura, Nexura ...
- Incorporates VRV IV standards & technologies: Variable Refrigerant Temperature and full inverter compressors
- Possibility to limit peak power consumption between 30 and 80%, for example during periods with high power demand
- Contains all standard VRV features

RXYSCQ-TV1

Less then 1m high incl. feet

Connectable stylish indoor units

	15 CLASS	20 CLASS	25 CLASS	35 CLASS	42 CLASS	50 CLASS	60 CLASS	71 CLASS
Round flow cassette FCAG-A				●		●	●	●
Fully flat cassette FFA-A			●	●		●	●	
Slim concealed ceiling unit FDXM-F3			●	●		●	●	
Concealed ceiling unit with inverter driven fan FBA-A			●	●		●	●	
Daikin Emura - Wall mounted unit FTXG-LW/LS		●	●	●		●		
Wall mounted unit CTXS-K	●			●				
Wall mounted unit FTXS-K		●	●	●	●	●		
Wall mounted unit FTXS-G							●	●
Ceiling suspended unit FHA-A				●		●	●	
Nexura - Floor standing unit FVXG-K			●	●		●		
Floor standing unit FVXS-F			●	●		●		
Concealed floorstanding unit FNA-A			●	●		●	●	
Flexi type unit FLXS-B(9)			●	●		●	●	

Outdoor unit				RXYSCQ	4TV1	5TV1
Capacity range				HP	4	5
Cooling capacity	Nom.	35°CDB		kW	12.1	14.0
Heating capacity	Nom.	6°CWB		kW	12.1	14.0
	Max.	6°CWB		kW	14.2	16.0
Power input - 50Hz	Cooling	Nom.	35°CDB	kW	3.43	4.26
	Heating	Nom.	6°CWB	kW	3.18	3.19
		Max.	6°CWB	kW	4.14	5.00
EER at nom. capacity	35°CDB			kW/kW	3.53	3.29
COP at nom. capacity	6°CWB			kW/kW	3.81	3.58
COP at max. capacity	6°CWB			kW/kW	3.43	3.20
ESEER - Automatic					6.93	6.57
Maximum number of connectable indoor units					64	
Indoor index connection	Min.				50	62.5
	Nom.				-	
	Max.				130	162.5
Dimensions	Unit	HeightxWidthxDepth		mm	823x940x460	
Weight	Unit			kg	94	
Fan	Air flow rate	Cooling	Nom.	m^3/min	91	
Sound power level	Cooling	Nom.		dBA	68	69
Sound pressure level	Cooling	Nom.		dBA	51	52
Operation range	Cooling	Min.~Max.		°CDB	-5~46	
	Heating	Min.~Max.		°CWB	-20~15.5	
Refrigerant	Type				R-410A	
	GWP				2,087.5	
	Charge			TCO_2eq	7.7	
				kg	3.7	
Piping connections	Liquid	OD		mm	9.52	
	Gas	OD		mm	15.9	
Power supply	Phase/Frequency/Voltage			Hz/V	1~/50/220-240	
Current - 50Hz	Maximum fuse amps (MFA)			A	32	

Actual number of units depends on the indoor unit type (VRV DX indoor, RA DX indoor, etc.) and the connection ratio restriction for the system (being; 50% ≤ CR ≤130%).
The automatic ESEER value corresponds with normal VRV IV-S heat pump operation, including the advanced energy saving functionality (variable refrigerant temperature control).
From 01/01/2018 LOT21 data will be available.

VRV IV S-series heat pump

Space saving solution without compromising on efficiency

- Space saving trunk design for flexible installation
- Covers all thermal needs of a building via a single point of contact: accurate temperature control, ventilation, air handling units and Biddle air cutains
- Wide range of indoor units: either connect VRV or stylish indoor units such as Daikin Emura, Nexura ...
- Wide range of units (4 to 12HP) suitable for projects up to 200m^2 with space limitations
- Incorporates VRV IV standards & technologies: Variable Refrigerant Temperature and full inverter compressors
- Possibility to limit peak power consumption between 30 and 80%, for example during periods with high power demand
- Contains all standard VRV features

RXYSQ4-6T8V_T8Y

Connectable stylish indoor units

		15 CLASS	20 CLASS	25 CLASS	35 CLASS	42 CLASS	50 CLASS	60 CLASS	71 CLASS
Round flow cassette	FCAG-A				•		•	•	•
Fully flat cassette	FFA-A			•	•		•	•	
Slim concealed ceiling unit	FDXM-F3			•	•		•	•	
Concealed ceiling unit with inverter driven fan	FBA-A			•	•		•	•	
Daikin Emura - Wall mounted unit	FTXG-LW/LS		•	•	•		•		
Wall mounted unit	CTXS-K	•			•				
Wall mounted unit	FTXS-K		•	•	•	•	•		
Wall mounted unit	FTXS-G							•	•
Ceiling suspended unit	FHA-A				•		•	•	
Nexura - Floor standing unit	FVXG-K			•	•		•		
Floor standing unit	FVXS-F			•	•		•		
Concealed floorstanding unit	FNA-A			•	•		•	•	
Flexi type unit	FLXS-B(9)			•	•		•	•	

Outdoor unit				**RXYSQ**	**4T8V**	**5T8V**	**6T8V**	**4T8Y**	**5T8Y**	**6T8Y**	**8TY1**	**10TY1**	**12TY1**
Capacity range				HP	4	5	6	4	5	6	8	10	12
Heating capacity	Nom.	6°CWB		kW	12.1	14.0	15.5	12.1	14.0	15.5	22.4	28.0	33.5
	Max.	6°CWB		kW	14.2	16.0	18.0	14.2	16.0	18.0	25.0	31.5	37.5
Power input - 50Hz	Heating	Nom.	6°CWB	kW	2.68	3.27	3.97	2.68	3.27	3.97	5.20	6.60	8.19
		Max.	6°CWB	kW	3.43	4.09	5.25	3.43	4.09	5.25	6.22	8.33	10.2
COP at nom. capacity	6°CWB			kW/kW	4.52	4.28	3.90	4.52	4.28	3.90	4.31	4.24	4.09
COP at max. capacity	6°CWB			kW/kW	4.14	3.91	3.43	4.14	3.91	3.43	4.02	3.78	3.66
ESEER - Automatic					7.89	7.49	6.73	7.89	7.49	6.73	6.72	6.41	6.18
Maximum number of connectable indoor units					64 (1)								
Indoor index connection	Min.				50	62.5	70	50	62.5	70	100	125	150
	Nom.				-								
	Max.				130	162.5	182	130	162.5	182	260	325	390
Dimensions	Unit	HeightxWidthxDepth		mm	1,345x900x320						1,430x940x320	1,615x940x460	
Weight	Unit			kg	104						144	175	180
Fan	Air flow rate	Cooling	Nom.	m^3/min	106						140	182	
Sound power level	Cooling	Nom.		dBA	68	69	70	68	69	70	73	74	76
Sound pressure level	Cooling	Nom.		dBA	50	51		50	51		55		57
Operation range	Cooling	Min.~Max.		°CDB	-5~46						-5~52		
	Heating	Min.~Max.		°CWB	-20~15.5								
Refrigerant	Type				R-410A								
	GWP				2,087.5								
	Charge			TCO_2eq	7.5						9.4	14.6	16.7
				kg	3.6						5.5	7	8
Piping connections	Liquid	OD		mm	9.52								12.7
	Gas	OD		mm	15.9		19.1	15.9		19.1		22.2	25.4
	Total piping length	System	Actual	m	300						-		
Power supply	Phase/Frequency/Voltage			Hz/V	1N~/50/220-240			3N~/50/380-415					
Current - 50Hz	Maximum fuse amps (MFA)			A	32			16			25		32

(1) Actual number of units depends on the indoor unit type (VRV DX indoor, RA DX indoor, etc.) and the connection ratio restriction for the system (being; 50% ≤ CR ≤130%). | The automatic ESEER value corresponds with normal VRV IV-S heat pump operation, including the advanced energy saving functionality (variable refrigerant temperature control). | From 01/01/2018 LOT21 data will be available


PIPE RUN OF 70m ALLOWS
INSTALLATION AWAY FROM THE HOUSE

LARGE VILLA APPLICATION

PARAPET INSTALLATION

OFFICE ROOFTOP INSTALLATION

VRV IV heat pump for indoor installation

SB.RKXYQ-T8

Keep looking you'll never find me

You can install highly efficient, reliable Daikin air conditioning systems in the most demanding locations while remaining invisible from street level.

Invisible

- Completely invisible only the grilles are visible
- Seamless integration into surrounding architecture
- Highly suited to densely populated areas thanks to the low operation sound

Intuitive

- Total flexibility as the outdoor unit is split up in 2 parts
- Easy and quick to transport and install by just 2 persons
- Easy servicability, all components can be easily reached

Intelligent

- Patented V-shape heat exchanger for the most compact unit (400 mm high) ever
- Connectable to all VRV indoor units
- Provides a total solution when combined with ventilation units, Biddle air curtains and controls

Unique concept with 5 patents

Variable Refrigerant Temperature

Invisible



Unique outdoor unit in 2 parts

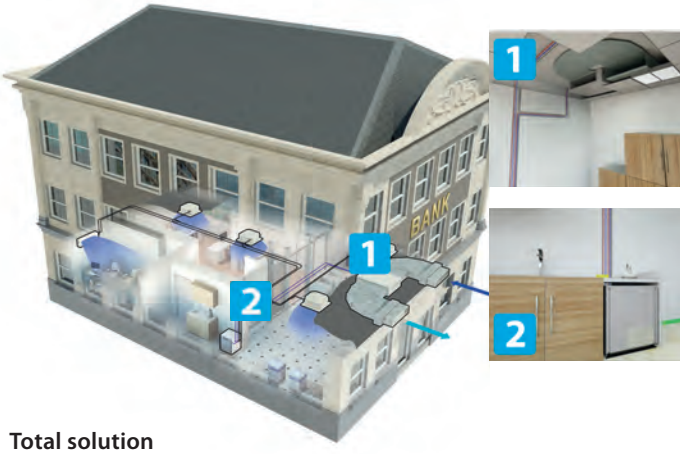

Total solution



VRV IV heat pump for indoor installation

The invisible VRV

› Unique VRV heat pump for indoor installation

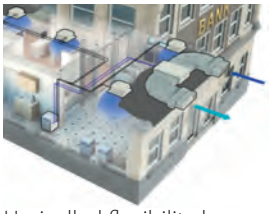

› Unrivalled flexibility because the unit is split up into two elements: the heat exchanger and the compressor

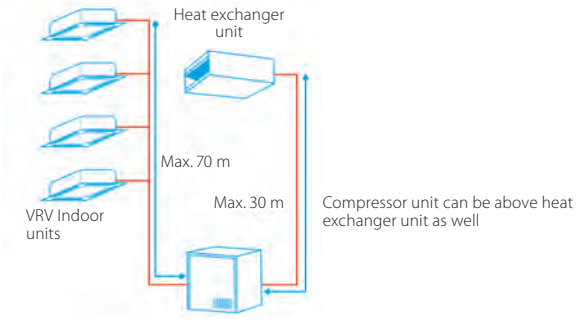

› Highly suited to densely populated areas thanks to the low operation sound and seamless integration into surrounding architecture as only the grille is visible

SB.RKXYQ5T

› Incorporates VRV IV standards & technologies: Variable Refrigerant Temperature, VRV configurator and full inverter compressors
› Lightweight units (max. 105kg) can be installed by two people
› Unique V-shape heat exchanger results in compact dimensions (h/e unit only 400mm high) allowing false ceiling installation, while ensuring top efficiency
› Super efficient centrifugal fans (over 50% efficiency increase compared to sirocco fan)
› Small footprint compressor unit (760 x 554 mm) maximizing useable floor space
› Contains all standard VRV features

Outdoor system				SB.RKXYQ	5T	8T8
System	Heat exchanger unit				RDXYQ5T	RDXYQ8T8
	Compressor unit				RKXYQ5T	RKXYQ8T8
Capacity range				HP	5	8
Cooling capacity	Nom.	35°CDB		kW	14.0	21.4
Heating capacity	Nom.	6°CWB		kW	14.0	21.4
	Max.	6°CWB		kW	16.0	25.0
Power input - 50Hz	Cooling	Nom.	35°CDB	kW	4.38	7.64
	Heating	Nom.	6°CWB	kW	3.68	5.94
		Max.	6°CWB	kW	4.71	7.60
EER at nom. capacity	35°CDB			kW/kW	3.20	2.80
COP at nom. capacity	6°CWB			kW/kW	3.80	3.60
COP at max. capacity	6°CWB			kW/kW	3.40	3.29
Maximum number of connectable indoor units					10 (1)	17 (1)
Indoor index connection	Min.				63	100
	Nom.				125	200
	Max.				163	260
Fan	External static pressure	Max.		Pa	150	
		Nom.		Pa	60	
Piping connections	Between Compressor module (CM) and heat exchanger module (HM)	Liquid	OD	mm	12.7	
		Gas	OD	mm	19.1	22.2
	Between Compressor module (CM) and indoor units (IU)	Liquid	OD	mm	9.52	
		Gas	OD	mm	15.9	19.1
	Total piping length	System	Actual	m	140	300

(1) Actual number of units depends on the indoor unit type (VRV DX indoor, etc.) and the connection ratio restriction for the system (being; 50% ≤ CR ≤ 130%).

Outdoor unit module					compressor module		heat exchanger module	
					RKXYQ5T	RKXYQ8T8	RDXYQ5T	RDXYQ8T8
Dimensions	Unit	Height/Width/Depth		mm	701/600/554	701/760/554	397/1,456/1,044	397/1,456/1,044
Weight	Unit			kg	77	100	97	107
Fan	Air flow rate	Cooling	Nom.	m^3/min	-	-	55	100
Sound power level	Cooling	Nom.		dBA	60	64	76	81
Sound pressure level	Cooling	Nom.		dBA	47	48	46	54
Refrigerant	Type				R-410A			
	GWP				2,087.5	2,087.5	-	-
	Charge			TCO_2eq	4.20	8.35	-	-
				kg	2.00	4.00	-	-
Power supply	Phase/Frequency/Voltage			Hz/V	3N~/50/380-415	3N~/50/380-415	1N~/50/220-240	1N~/50/220-240
Current - 50Hz	Maximum fuse amps (MFA)			A	16	20	10	10

Replacement technology

The quick and quality way of upgrading R-22 and R-407C systems

These benefits will convince your customer

Drastically improve your efficiency, comfort and reliability

Avoid loss of business

Replacing now prevents unplanned, lengthy downtime of air conditioning systems. It also avoids loss of business for shops, complaints from guests in hotels, lower working efficiency and loss of tenants in offices.

Quick and easy installation

No interruption of daily business while replacing the system thanks to phased-in, fast installation.

Smaller footprint, more performance

Thanks to a smaller footprint, Daikin outdoor units save space. Also, more indoor units can be connected to the new outdoor unit compared to the old system, allowing to increase capacity.

Lower long-term costs

EU Directives prohibit system repairs with R-22 after January 1, 2015. Delaying the required R-22 replacement until an unplanned system breakdown is a losing game. Replacement day will come. Installing a technically advanced system lowers energy consumption and maintenance costs from day one.

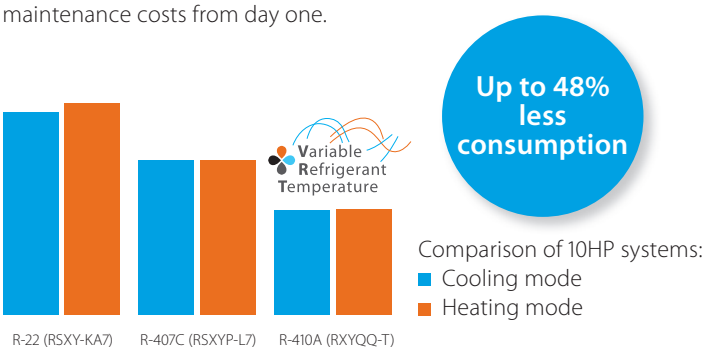

Keep your refrigerant piping

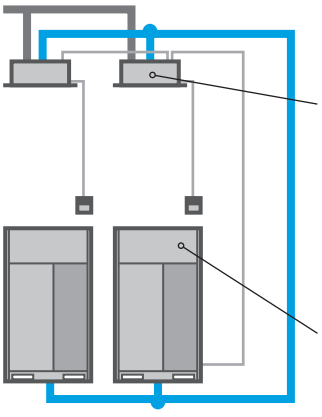

The Daikin low-cost upgrade solution

! Replace indoor units and BS boxes

Contact your local dealer to check compatibility in case you need to keep the indoor units.

! Replace outdoor units

Your copper pipes will last for multiple generations

- copper pipes used in air conditioning systems tested by Daikin will last over 60 years after installation.
- Japan/China have replaced with VRV Q-series already 10 years ago!

Umeda Center Building, Japan

- original A/C system: 20 years in use
- replacement with VRV Q-series: 2006 - 2009
- capacity up from 1620HP to 2322HP
- SHASE renewal award: 2013 (1st)

Planning your replacement in future?

Monitor your system now!

Your building use might have changed over the years. Monitoring and Daikin expert advice prepare you for an optimum replacement to maximize efficiency and comfort, while minizing the investment cost of your new system.

VRV-Q benefits to increase your profit

Optimise your business

Less installation time

Tackle more projects in less time thanks to faster installation. It is more profitable than replacing the full system with new piping.

Lower installation costs

Reducing installation costs enables you to offer customers the most cost-effective solution and improve your competitive edge.

Replace non-Daikin systems NON DAIKIN DAIKIN

It is a trouble-free replacement solution for Daikin systems and for systems made by other manufacturers.

Easy as one-two-three

A simple solution for replacement technology enables you to handle more projects for more customers in less time and offer them the best price! Everybody gains.

Automatic refrigerant charge

The unique automatic refrigerant charge eliminates the need to calculate refrigerant volume and ensures that the system will operate perfectly. Not knowing the exact piping lengths because of changes or mistakes in case you didn't do the original installation or replacing a competitor installation no longer poses a problem.

Automatic pipe cleaning

There is no need to clean inside piping as this is handled automatically by the VRV-Q unit. Finally the test operation is performed automatically to save time.

Compare installation steps

Conventional solution	VRV-Q
1 Recover refrigerant	1 Recover refrigerant
2 Remove units	2 Remove units
3 Remove refrigerant pipes	Re-use existing piping and wiring
4 Install new piping and wiring	3 Install new units
5 Install new units	4 Leak test
6 Leak test	5 Vacuum drying
7 Vacuum drying	6 Auromatic refrigerant charging, cleaning and testing
8 Refrigerant charging	
9 Collect contamination	
10 Test operation	

Up to 45% shorter installation time



One touch convenience:

› Measure and charge refrigerant
› Automatic pipe cleaning
› Test operation

Replacement VRV , heat recovery

Quick & quality replacement for R-22 and R-407C systems

- Cost effective and fast replacement as only the outdoor and indoor unit needs to be replaced, meaning almost no work has to be carried out inside the building
- Efficiency gains of more than 70% can be realized, by virtue of technological developments in heat pump technology and the more efficient R-410A refrigerant
- Less intrusive and time consuming installation compared to installing a new system, as the refrigerant piping can be maintained
- Unique automatic refrigerant charge eliminates the need to calculate refrigerant volume and allows safe replacement of competitor replacement
- Automatic cleaning of refrigerant piping ensures a clean piping network, even when a compressor breakdown has occurred
- Accurate temperature control, fresh air provision, air handling units and Biddle air curtains all integrated in a single system requiring only one single point of contact (RXYQQ-T only)
- Incorporates VRV IV standards & technologies: Variable Refrigerant Temperature and full inverter compressors (RXYQQ-T only)
- Possibility to add indoor units and increase capacity without changing the refrigerant piping
- Possibility to spread the various stages of repclacement thanks to the modular design of the VRV system
- Free combination of outdoor units to meet installation space or efficiency requirements (RXYQQ-T only)

RQCEQ712-848P3

Outdoor system					RQCEQ	280P3	360P3	460P3	500P3	540P3	636P3	712P3	744P3	816P3	848P3
System	Outdoor unit module 1					RQEQ140P3	RQEQ180P3	RQEQ140P3		RQEQ180P3	RQEQ212P3	RQEQ140P3		RQEQ180P3	RQEQ212P3
	Outdoor unit module 2					RQEQ140P3	RQEQ180P3	RQEQ140P3	RQEQ180P3		RQEQ212P3	RQEQ180P3		RQEQ212P3	
	Outdoor unit module 3					-		RQEQ180P3			RQEQ212P3	RQEQ180P3	RQEQ212P3		
	Outdoor unit module 4					-						RQEQ212P3			
Capacity range					HP	10	13	16	18	20	22	24	26	28	30
Cooling capacity	Nom.	35°CDB			kW	28.0	36.0	45.0	50.0	54.0	63.6	71.2	74.4	81.6	84.8
Heating capacity	Nom.	6°CWB			kW	32.0	40.0	52.0	56.0	60.0	67.2	78.4	80.8	87.2	89.6
Power input - 50Hz	Cooling	Nom.	35°CDB		kW	7.04	10.3	12.2	13.9	15.5	21.9	21.2	23.3	27.1	29.2
	Heating	Nom.	6°CWB		kW	8.00	10.7	13.4	14.7	16.1	17.7	20.7	21.2	23.1	23.6
EER at nom. capacity	35°CDB				kW/kW	3.98	3.48	3.77	3.61	3.48	2.90	3.36	3.19	3.01	2.90
COP at max. capacity	6°CWB				kW/kW	4.00	3.72	3.89	3.80	3.72	3.79	3.80	3.81	3.77	3.79
Maximum number of connectable indoor units						21	28	34	39	43	47	52	56	60	64
Indoor index connection	Min.					140	180	230	250	270	318	356	372	408	424
	Nom.					280	360	500		540	636	712	744	816	848
	Max.					364	468	598	650	702	827	926	967.0	1,061	1,102
Sound pressure level	Cooling	Nom.			dBA	57	61		62	63	64	63	64	65	66
Piping connections	Liquid	OD			mm	9.52	12.7		15.9					19.1	
	Gas	OD			mm	22.2	25.4	28.6					34.9		
	Total piping length	System	Actual		m	300									
	Discharge gas	OD			mm	19.1		22.2			25.4			28.6	
Current - 50Hz	Maximum fuse amps (MFA)				A	30	40	50	60		70	80		90	

Outdoor unit module				RQEQ	140P3	180P3	212P3
Dimensions	Unit	Height/Width/Depth		mm	1,680/635/765		
Weight	Unit			kg	175		179
Fan	Air flow rate	Cooling	Nom.	m^3/min	95	110	
	Type				Propeller fan		
Sound power level	Cooling	Nom.		dBA	-		
Sound pressure level	Cooling	Nom.		dBA	54	58	60
Operation range	Cooling	Min.~Max.		°CDB	-5~43		
	Heating	Min.~Max.		°CWB	-20~15.5		
Refrigerant	Type				R-410A		
	GWP				2,087.5		
	Charge			TCO_2eq	21.5	22.1	23.4
				kg	10.3	10.6	11.2
Power supply	Phase/Frequency/Voltage			Hz/V	3~/50/380-415		
Current - 50Hz	Maximum fuse amps (MFA)			A	15	20	22.5

Replacement VRV, heat pump

RXYQQ8-12T

Outdoor unit				RXYQQ-T	RQYQ140P	8T	10T	12T	14T	16T	18T	20T
System	Outdoor unit module 1				RQYQ140P	-						
Capacity range				HP	5	8	10	12	14	16	18	20
Cooling capacity	Nom.	35°CDB		kW	14.0	22.4	28.0	33.5	40.0	45.0	50.4	56.0
Heating capacity	Nom.	6°CWB		kW	16.0	22.4	28.0	33.5	40.00	45.0	50.4	56.0
	Max.	6°CWB		kW	-	25.00	31.50	37.50	45.00	50.00	56.50	63.00
Power input - 50Hz	Cooling	Nom.	35°CDB	kW	3.36	5.21	7.29	8.98	11.0	13.0	15.0	18.5
	Heating	Nom.	6°CWB	kW	3.91	4.75	6.29	7.77	9.52	11.1	12.6	14.50
		Max.	6°CWB	kW	-	5.5	7.38	9.1	11.2	12.8	14.6	17.0
EER at nom. capacity	35°CDB			kW/kW	4.17	4.30	3.84	3.73	3.64	3.46	3.36	3.03
COP at nom. capacity	6°CWB			kW/kW	-	4.72	4.45	4.31	4.20	4.05	4.00	3.86
COP at max. capacity	6°CWB			kW/kW	4.09	4.54	4.27	4.12	4.02	3.91	3.87	3.71
ESEER - Automatic					-	7.53	7.20	6.96	6.83	6.50	6.38	5.67
Maximum number of connectable indoor units					10	100	125	150	64	200	225	250
Indoor index connection	Min.				62.5				175			
	Nom.				125	200	250	300	350	400	450	500
	Max.				162.5	260	325	390	455	520	585	650
Dimensions	Unit	HeightxWidthxDepth		mm	1,680x635x765	1,685x930x765			1,685x1,240x765			
Weight	Unit			kg	175	187	194		305		314	
Fan	Air flow rate	Cooling	Nom.	m^3/min	95	162	175	185	223	260	251	261
Sound power level	Cooling	Nom.		dBA	-	78	79	81		86		88
Sound pressure level	Cooling	Nom.		dBA	54.0	58		61		64	65	66
Operation range	Cooling	Min.~Max.		°CDB	-5~43							
	Heating	Min.~Max.		°CWB	-20~15.5							
Refrigerant	Type				R-410A							
	GWP				2,087.5							
	Charge			TCO_2eq	23.2	12.3	12.5	13.2	21.5	21.7	24.4	24.6
				kg	11.1	5.9	6	6.3	10.3	10.4	11.7	11.8
Piping connections	Liquid	OD		mm	9.52			12.7			15.9	
	Gas	OD		mm	15.9	19.1	22.2	28.6				
	Total piping length	System	Actual	m	300							
Power supply	Phase/Frequency/Voltage			Hz/V	3~/50/380-415	3N~/50/380-415						
Current - 50Hz	Maximum fuse amps (MFA)			A	15	20	25	32		40		50

Outdoor unit				RXYQQ-T	22T	24T	26T	28T	30T	32T	34T	36T	38T	40T	42T
System	Outdoor unit module 1				RXYQQ10T	RXYQQ8T	RXYQQ12T			RXYQQ16T			RXYQQ8T	RXYQQ10T	
	Outdoor unit module 2				RXYQQ12T	RXYQQ16T	RXYQQ14T	RXYQQ16T	RXYQQ18T	RXYQQ16T	RXYQQ18T	RXYQQ20T	RXYQQ10T	RXYQQ12T	RXYQQ16T
	Outdoor unit module 3				-								RXYQQ20T	RXYQQ18T	RXYQQ16T
Capacity range				HP	22	24	26	28	30	32	34	36	38	40	42
Cooling capacity	Nom.	35°CDB		kW	61.5	67.4	73.5	78.5	83.9	90.0	95.4	101.0	106.3	111.9	118.0
Heating capacity	Nom.	6°CWB		kW	61.5	67.4	73.5	78.5	83.9	90.0	95.4	101.0	106.3	111.9	118.0
	Max.	6°CWB		kW	69.0	75.0	82.5	87.5	94.0	100.0	106.5	113.0	119.0	125.5	131.5
Power input - 50Hz	Cooling	Nom.	35°CDB	kW	16.27	18.21	19.98	21.98	24.0	26.0	28.0	31.5	29.2	31.3	33.29
	Heating	Nom.	6°CWB	kW	14.06	15.85	17.29	18.87	20.4	22.2	23.7	25.6	25.1	26.7	33.0
		Max.	6°CWB	kW	16.48	18.30	20.30	21.90	23.7	25.6	27.4	29.8	29.2	31.1	28.5
EER at nom. capacity	35°CDB			kW/kW	3.78	3.70	3.68	3.57	3.5		3.4	3.2	3.6		3.54
COP at nom. capacity	6°CWB			kW/kW	4.37	4.25		4.16	4.10	4.05	4.00	3.95	4.2		4.14
COP at max. capacity	6°CWB			kW/kW	4.19	4.10	4.06	4.00		3.91	3.90	3.79	4.1	4.0	3.99
ESEER - Automatic					7.07	6.81	6.89	6.69	6.60	6.50	6.44	6.02	6.36	6.74	6.65
Maximum number of connectable indoor units					64										
Indoor index connection	Min.				275	300	325	350	375	400	425	450	475	500	525
	Nom.				550	600	650	700	750	800	850	900	950	1,000	1,050
	Max.				715	780	845	910	975	1,040	1,105	1,170	1,235	1,300	1,365
Piping connections	Liquid	OD		mm	15.9		19.1								
	Gas	OD		mm	28.6	34.9						41.3			
	Total piping length	System	Actual	m	300										
Current - 50Hz	Maximum fuse amps (MFA)			A	63				80				100		

(1) The STANDARD ESEER value corresponds with normal VRV4 Heat Pump operation, not taking into account advanced energy saving operation functionality (2) The AUTOMATIC SEER value corresponds with normal VRV4 Heat Pump operation, taking into account advanced energy saving operation functionality (variable refrigerant temperature control operation) (3) Actual number of connectable indoor units depends on the indoor unit type (VRV indoor, Hydrobox, RA indoor, etc.) and the connection ratio restriction for the system (50% <= CR <= 130%)

Water-to-air heat pump

Welcome a new range of features

More flexibility

› Mixed connection of HT hydroboxes and VRV indoor units
› Connects to stylish indoor units such as Daikin Emura, Nexura, … (no mixed connection with other indoors possible)
› Extension of the range: 8-10-12-14HP, combinable up to 42HP while keeping the most compact casing in the market
› Extended piping length up 165m (actual)
› Extended indoor unit height difference to 30m

More capacity

› Up to 72% increased capacity (!) per model thanks to new compressor and larger heat exchanger

Easier commissioning & customisation

› 7 segment display
› 2 analogue input signals allowing external control of
- ON-OFF (e.g. compressor)
- Operation mode (cooling / heating)
- Limit of capacity
- Error signal

Most compact casing in the market!

8 to 20 HP | 22 to 36 HP | 38 to 42 HP

Unique zero heat dissipation principle

› No need for ventilation or cooing in the technical room
› Control heat dissipation to achive maximum efficiency: set target technical room temperature and unit regulates actual heat dissipation

Total solution

NEW Daikin Emura wall mounted unit

NEW Nexura Floor standing unit



Fully flat cassette

Intelligent Manager

Biddle air curtain

NEW Air handling unit for ventilation

NEW Low temperature hydrobox

NEW High temperature hydrobox

With all existing standard functions

Indoor installation makes unit invisible from the outside

- Seamless integration in the surrounding architecture as you cannot see the unit
- Highly suited for sound sensitive areas as there is no external operation sound
- Very flexible indoor installation as there is no heat dissipation
- Superior efficiency, even in the most extreme outside conditions, especially in geothermal operation

Variable water flow control

- The variable water flow control option reduces excessive energy use by the circulation pump.
- By controlling a variable water valve, the water flow is reduced when possible, saving energy.
- Via 0~10 volt

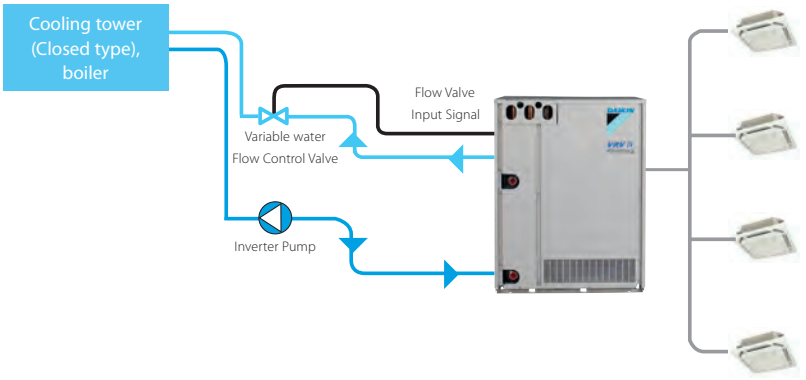

Lower refrigerant concentration levels

Water-cooled VRV systems typically have less refrigerant per system making it ideal to comply with the EN378 legislation limiting the amount of refrigerant in hospitals and hotels.

The refrigerant levels remain limited thanks to:

- limited distance between outdoor and indoor unit
- modularity: enabling small systems per floor instead of one big system. Thanks to the water circuit heat recovery is still possible in the entire building

Maximum design flexibility and installation speed

- Quickly and flexibly design your system with a unique range of single and multi BS boxes.
- A wide variety of compact and lightweight multi BS boxes greatly reduces installation time.
- Free combination of single and multi BS boxes

Single port

BS1Q 10,16,25A

Multi port: 4 – 6 – 8 – 10 – 12 – 16

BS 4 Q14 A

BS 6, 8 Q14 A

BS 10, 12 Q14 A

BS 16 Q14 A

2-stage heat recovery

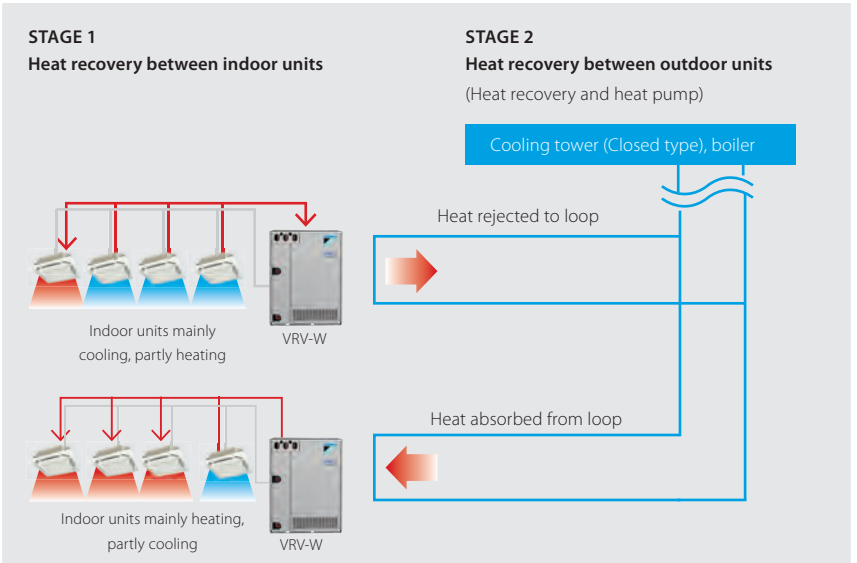

Stacked configuration

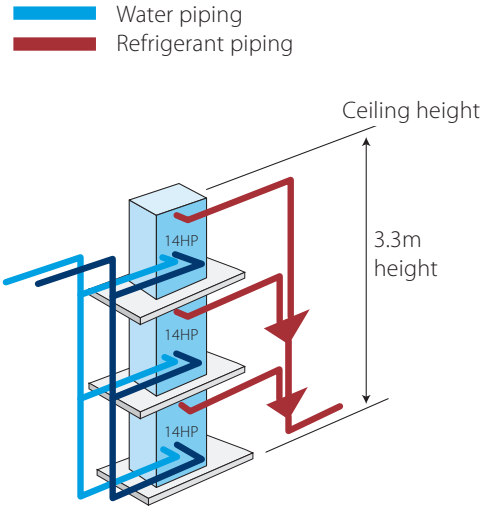

VRV IV water cooled+series

Ideal for high rise buildings, using water as heat source

› Environmental conscious solution: reduced CO2 emmisions thanks to the use of geothermal energy as a renewable energy source and typical lower refrigerant levels making it ideal to comply with EN378
› Covers all thermal needs of a building via a single point of contact: accurate temperature control, ventilation, air handling units, Biddle air curtains and hot water
NEW › Unique zero heat dissipation principle obviates the need for ventilation or cooling in the technical room, maximising installation flexiblity
NEW › Wide range of indoor units: either connect VRV or stylish indoor units such as Daikin Emura, Nexura ...
› Incorporates VRV IV standards & technologies: Variable Refrigerant Temperature, VRV configurator, 7-segment display and full inverter compressors
› Customize your VRV for best seasonal efficiency & comfort with the weather dependant Variable Refrigerant Temperature function. Increased seasonal efficiency and no more cold draft by supply of high outblow temperatures
NEW › Developed for easy installation and servicing: choice between top or front connection for refrigerant piping and rotating switch box for easy access to serviceable parts
NEW › Compact & lightweight design can be stacked for maximum space saving: 42HP can be installed in less than 0,5m^2 floorspace
› 2-stage heat recovery: first stage between indoor units, second stage between outdoor units thanks to the storage of energy in the water circuit
› Unified model for heat pump and heat recovery version and geothermal and standard operation
› Variable Water Flow control option increases flexibility and control
NEW › 2 analogue input signals allowing external control of ON-OFF, operation mode, error signal, …
› Contains all standard VRV features

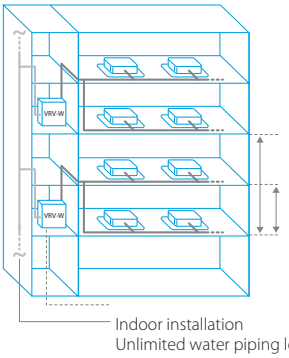

Level difference between the VRV-W and indoor units:
50m if the VRV-W is above
40m if the VRV-W is below
Level difference between indoor units: 30m NEW

Indoor installation
Unlimited water piping length

Water piping
Refrigerant piping

NEW Extended piping length between indoor and outdoor units up to 165m (actual)

Outdoor unit					RWEYQ	8T9	10T9	12T9	14T9
Capacity range					HP	8	10	12	14
Cooling capacity	Nom.	30°C inlet water temperature	Nom. Waterflow		kW	22.4	28.0	33.5	40.0
Heating capacity	Nom.	20°C inlet water temperature	Nom. Waterflow		kW	25.0	31.5	37.5	45.0
Power input - 50Hz	Cooling	30°C inlet water temperature	Nom. Waterflow		kW	3.5	4.9	6.0	7.9
	Heating	20°C inlet water temperature	Nom. Waterflow		kW	3.9	4.9	6.2	8.4
EER at nom. capacity	30°C inlet water temperature		Nom. Waterflow		kW/kW	6.40	5.75	5.55	5.04
COP at nom. capacity	20°C inlet water temperature		Nom. Waterflow		kW/kW	6.50	6.40	6.10	5.37
Maximum number of connectable indoor units						64(1)			
Indoor index connection	Min.					100	125	150	175
	Nom.					200	250	300	350
	Max.					300	375	450	525
Dimensions	Unit	HeightxWidthxDepth			mm	980x767x560			
Weight	Unit				kg	185			
Sound power level	Cooling	Nom.			dBA	65	71	72	74
Sound pressure level	Cooling	Nom.			dBA	48	50	56	58
Operation range	Inlet water temperature	Cooling	Min.~Max.		°CDB	10~45			
		Heating	Min.~Max.		°CWB	10~45			
	Temperature around casing		Max.		°CDB	40			
	Humidity around casing		Cooling~Heating		%	80~80			
Refrigerant	Type/GWP					R-410A/2,087.5			
	Charge				kg/TCO2Eq	7.90/16.5		9.60/20.0	
Piping connections	Liquid	OD			mm	9,52		12,7	
	Gas	OD			mm	19.1 (2)	22.2 (2)	28.6 (2)	
	HP/LP gas	OD			mm	15.90 (3) / 19.10 (4)	19.10 (3) / 22.20 (4)	19.10 (3) / 28.60 (4)	22.20 (4) / 28.60 (3)
	Drain	Size				14mm OD/ 10mm ID			
	Water	Inlet/Outlet				ISO 228-G1 1/4 B/ISO 228-G1 1/4 B			
	Total piping length		System	Actual	m	300			
Power supply	Phase/Frequency/Voltage				Hz/V	3N~/50/380-415			
Current - 50Hz	Maximum fuse amps (MFA)				A	25			

(1) Actual number of connectable indoor units depends on the indoor unit type (VRV indoor, Hydrobox, RA indoor, etc.) and the connection ratio restriction for the system (50% <= CR <= 130%)
(2) In case of heat pump system gas pipe is not used. (3) In case of heat recovery system. (4) In case of heat pump system

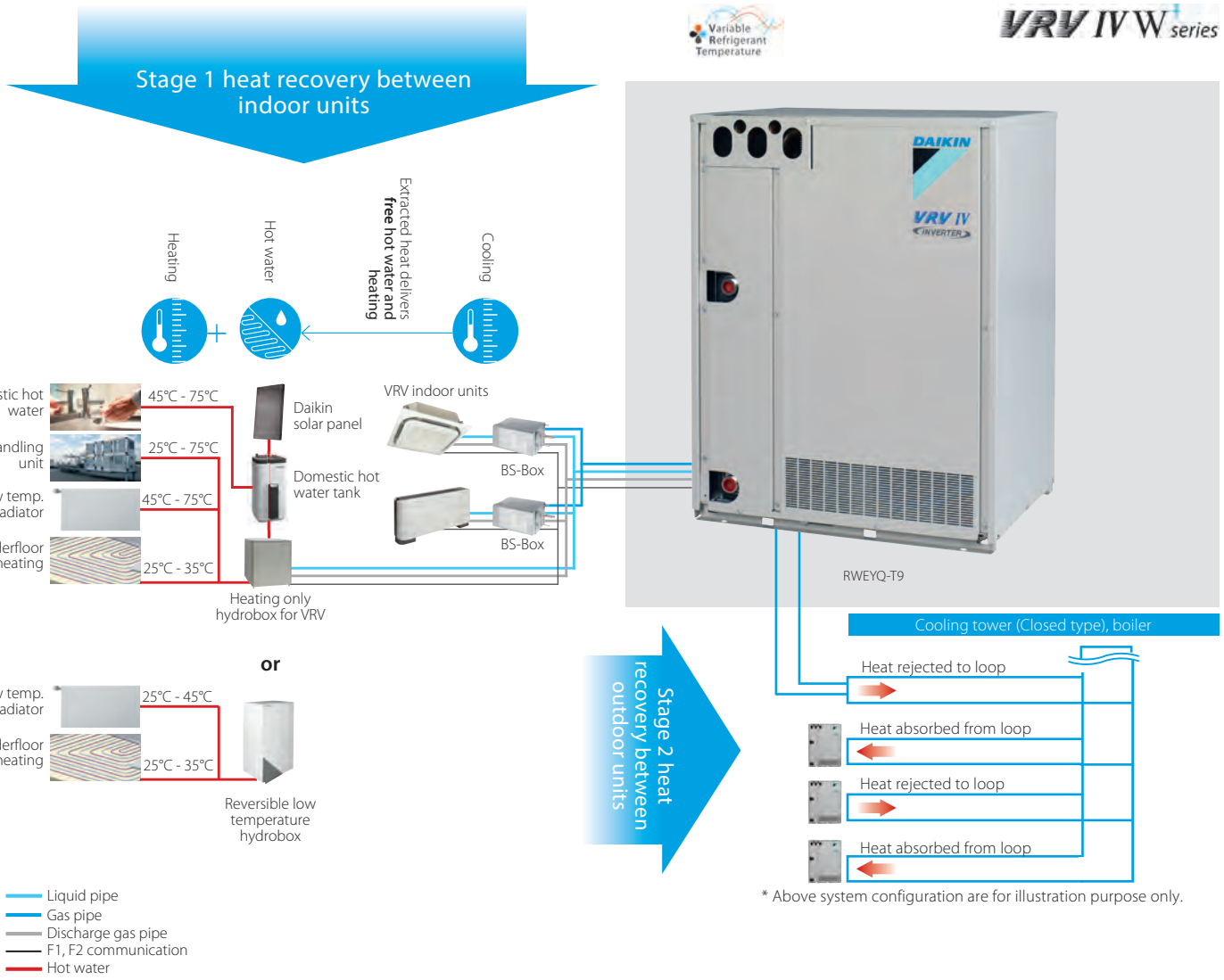

* Above system configuration are for illustration purpose only.

					RWEYQ	16T9	18T9	20T9	22T9	24T9	26T9	28T9
System	Outdoor unit module 1					RWEYQ8T9	RWEYQ8T9	RWEYQ8T9	RWEYQ10T9	RWEYQ12T9	RWEYQ12T9	RWEYQ14T9
	Outdoor unit module 2					RWEYQ8T9	RWEYQ10T9	RWEYQ12T9	RWEYQ12T9	RWEYQ12T9	RWEYQ14T9	RWEYQ14T9
Capacity range					HP	16	18	20	22	24	26	28
Cooling capacity	Nom.	30°C inlet water temperature	Nom. Waterflow		kW	44.8	50.4	56.0	61.5	67.0	73.5	80.0
Heating capacity	Nom.	20°C inlet water temperature	Nom. Waterflow		kW	50.0	56.5	63.0	69.0	75.0	82.5	90.0
Power input - 50Hz	Cooling	30°C inlet water temperature	Nom. Waterflow		kW	7.0	8.4	9.7	10.9	12.1	13.8	15.9
	Heating	20°C inlet water temperature	Nom. Waterflow		kW	7.7	8.8	9.8	11.1	12.3	14.4	16.8
EER at nom. capacity	30°C inlet water temperature		Nom. Waterflow		kW/kW	6.40	6.02	5.75	5.65	5.56	5.33	5.04
COP at nom. capacity	20°C inlet water temperature		Nom. Waterflow		kW/kW	6.50	6.44	6.40	6.23	6.10	5.74	5.37
Maximum number of connectable indoor units						64 (1)						
Indoor index connection	Min.					200	205	225	245	265	285	305
	Nom.					400	410	450	490	530	570	610
	Max.					600	615	675	735	795	855	915
Piping connections	Liquid	OD			mm	12.7	15.9				19.1	
	Gas	OD			mm	28.6 (2)				34.9 (2)		
	HP/LP gas	OD			mm	22.2 (3) / 28.6 (4)		28.6 (3) / 28.6 (4)		28.6 (3) / 34.9 (4)		
	Total piping length	System	Actual		m	300						
Power supply	Phase/Frequency/Voltage				Hz/V	3N~/50/380-415						
Current - 50Hz	Maximum fuse amps (MFA)				A	25	50					

					RWEYQ	30T9	32T9	34T9	36T9	38T9	40T9	42T9
System	Outdoor unit module 1					RWEYQ8T9	RWEYQ8T9	RWEYQ8T9	RWEYQ12T9	RWEYQ12T9	RWEYQ12T9	RWEYQ14T9
	Outdoor unit module 2					RWEYQ10T9	RWEYQ12T9	RWEYQ12T9	RWEYQ12T9	RWEYQ12T9	RWEYQ14T9	RWEYQ14T9
	Outdoor unit module 3					RWEYQ12T9	RWEYQ12T9	RWEYQ14T9	RWEYQ12T9	RWEYQ14T9	RWEYQ14T9	RWEYQ14T9
Capacity range					HP	30	32	34	36	38	40	42
Cooling capacity	Nom.	30°C inlet water temperature	Nom. Waterflow		kW	84.0	89.5	95.0	100.5	107.0	113.5	120.0
Heating capacity	Nom.	20°C inlet water temperature	Nom. Waterflow		kW	94.5	100.5	106.5	112.5	120.0	127.5	135.0
Power input - 50Hz	Cooling	30°C inlet water temperature	Nom. Waterflow		kW	14.6	15.8	16.9	18.1	19.7	21.7	23.8
	Heating	20°C inlet water temperature	Nom. Waterflow		kW	14.8	16.0	17.2	18.4	20.4	22.7	25.1
EER at nom. capacity	30°C inlet water temperature		Nom. Waterflow		kW/kW	5.75	5.68	5.61	5.56	5.43	5.23	5.04
COP at nom. capacity	20°C inlet water temperature		Nom. Waterflow		kW/kW	6.40	6.28	6.19	6.10	5.89	5.61	5.37
Maximum number of connectable indoor units						64						
Indoor index connection	Min.					325	345	365	385	405	425	445
	Nom.					650	690	730	770	810	850	890
	Max.					975	1,035	1,095	1,155	1,215	1,275	1,335
Piping connections	Liquid	OD			mm	19.1						
	Gas	OD			mm	34.9 (2)			41.3 (2)			
	HP/LP gas	OD			mm	28.6 (3) / 19.1 (4)			34.9 (3) /19.1 (4)			
	Total piping length	System	Actual		m	300						
Power supply	Phase/Frequency/Voltage				Hz/V	3N~/50/380-415						
Current - 50Hz	Maximum fuse amps (MFA)				A	80						

(1) Actual number of connectable indoor units depends on the indoor unit type (VRV indoor, Hydrobox, RA indoor, etc.) and the connection ratio restriction for the system (50% <= CR <= 130%)
(2) In case of heat pump system gas pipe is not used. (3) In case of heat recovery system. (4) In case of heat pump system

Individual and multi branch selector box installation

BS1Q-A

Individual branch selector for VRV IV heat recovery

- Unique range of single and multi BS boxes for flexible and fast design
- Compact & light to install
- Ideal for remote rooms as no drain piping is needed
- Allows integration of server rooms into the heat recovery solution thanks to technical cooling function
- Connect up to 250 class unit (28kW)
- **UNIQUE** Faster installation thanks to open port connection
- Allows multi tenant applications
- Connectable to REYQ-T, RQCEQ-P3 and RWEYQ-T9 heat recovery units



BS1Q-A

Indoor unit				BS	1Q10A	1Q16A	1Q25A
Power input	Cooling	Nom.		kW	0.005		
	Heating	Nom.		kW	0.005		
Maximum number of connectable indoor units					6	8	
Maximum capacity index of connectable indoor units					15 < x ≤ 100	100<x≤160	160<x≤250
Dimensions	Unit	HeightxWidthxDepth		mm	207x388x326		
Weight	Unit			kg	12		15
Casing	Material				Galvanised steel plate		
Piping connections	Outdoor unit	Liquid	OD	mm	9.5		
		Gas	OD	mm	15.9		22.2
		Discharge gas	OD	mm	12.7		19.1
	Indoor unit	Liquid	OD	mm	9.5		
		Gas	OD	mm	15.9		22.2
Sound absorbing thermal insulation					Foamed polyurethane Flame-resistant needle felt		
Power supply	Phase				1~		
	Frequency			Hz	50		
	Voltage			V	220-240		
	Maximum fuse amps (MFA)			A	15		

BS-Q14AV1B

Multi branch selector for VRV IV heat recovery

- Unique range of single and multi BS boxes for flexible and fast design
- Major reduction in installation time thanks to wide range, compact size and light weight multi BS boxes
- Up to 70% smaller and 66% lighter than previous series
- Faster installation thanks to a reduced number of brazing points and wiring
- All indoor units connectable to one BS box
- Less inspection ports needed compared to installing single BS boxes
- Up to 16kW capacity available per port
- Connect up to 250 class unit (28kW) by combining 2 ports
- No limit on unused ports allowing phased installation
- **UNIQUE** Faster installation thanks to open port connection
- **UNIQUE** Refrigerant filters for high reliability
- Allows multi tenant applications
- Connectable to REYQ-T, RQCEQ-P3 and RWEYQ-T9 heat recovery units



BS6,8Q14AV1B

Indoor unit				BS	4Q14AV1B	6Q14AV1B	8Q14AV1B	10Q14AV1B	12Q14AV1B	16Q14AV1B
Power input	Cooling	Nom.		kW	0.043	0.064	0.086	0.107	0.129	0.172
	Heating	Nom.		kW	0.043	0.064	0.086	0.107	0.129	0.172
Maximum number of connectable indoor units					20	30	40	50	60	64
Maximum number of connectable indoor units per branch					5					
Number of branches					4	6	8	10	12	16
Maximum capacity index of connectable indoor units					400	600	750			
Maximum capacity index of connectable indoor units per branch					140					
Dimensions	Unit	HeightxWidthxDepth		mm	298x370x430	298x580x430		298x820x430		298x1,060x430
Weight	Unit			kg	17	24	26	35	38	50
Casing	Material				Galvanised steel plate					
Piping connections	Outdoor unit	Liquid	OD	mm	9.5	12.7	12.7 / 15.9	15.9	15.9 / 19.1	19.1
		Gas	OD	mm	22.2 / 19.1	28.6 / 22.2	28.6	28.6 / 34.9		34.9
		Discharge gas	OD	mm	19.1 / 15.9	19.1 / 22.2	19.1 / 22.2 / 28.6	28.6		
	Indoor unit	Liquid	OD	mm	9.5 / 6.4					
		Gas	OD	mm	15.9 / 12.7					
	Drain				VP20 (I.D. 20/O.D. 26)					
Sound absorbing thermal insulation					Urethane foam, polyethylene foam					
Power supply	Phase				1~					
	Frequency			Hz	50					
	Voltage			V	220-440					
	Maximum fuse amps (MFA)			A	15					

Concealed ceiling unit with high esp

Round flow cassette



Slim concealed ceiling unit

Concealed floor standing unit

Hot water production

Fully flat cassette

Products overview VRV

Capacity class (kW)

Type	Model		Product name		15	20	25	32	40	50	63	71	80	100	125	140	200	250
Ceiling mounted cassette	UNIQUE Round flow cassette	360° air discharge for optimum efficiency and comfort › Auto cleaning function ensures high efficiency › Intelligent sensors save energy and maximize comfort › Flexibility to suit every room layout › Lowest installation height in the market!	FXFQ-A			●	●	●	●	●	●		●	●	●			
	UNIQUE Fully flat cassette	Unique design that integrates fully flat into the ceiling › Perfect integration in standard architectural ceiling tiles › Blend of iconic design and engineering excellence › Intelligent sensors save energy and maximize comfort › Small capacity unit developed for small or well-insulated rooms › Flexibility to suit every room layout	FXZQ-A		●	●	●	●	●	●								
	2-way blow ceiling mounted cassette	Thin, lightweight design installs easily in narrow ceiling spaces › Depth of all units is 620mm, ideal for narrow ceiling spaces › Flexibility to suit every room layout › Reduced energy consumption thanks to DC fan motor › The flaps close entirely when the unit is not operating › Optimum comfort with automatic air flow adjustment to the required load	FXCQ-A			●	●	●	●	●	●		●		●			
	Ceiling mounted corner cassette	1-way blow unit for corner installation › Compact dimensions enable installation in narrow ceiling voids › Flexible installation thanks to different air discharge options	FXKQ-MA				●	●	●		●							
Concealed ceiling	Small concealed ceiling unit	Designed for hotel rooms › Compact dimensions enable installation in narrow ceiling voids › Discretely concealed in the ceiling: only the grilles are visible › Flexible installation as the air suction direction can be altered from rear to bottom suction	FXDQ-M9			●	●											
	Slim concealed ceiling unit	Slim design for flexible installation › Compact dimensions enable installation in narrow ceiling voids › Medium external static pressure up to 44Pa › Only grilles are visible › Small capacity unit developted for small of well-insulated rooms › Reduced energy consumption thanks to DC fan motor	FXDQ-A3		●	●	●	●	●	●	●		NEW Auto cleaning filter option				NEW Multi zoning option	
	Concealed ceiling unit with medium ESP	Slimmest yet most powerfull medium static pressure unit on the market! › Slimmest unit in class, only 245mm › Low operating sound level › Medium external static pressure up to 150Pa facilitates using flexible ducts of varying lengths › Automatic air flow adjustment function measures the air volume and static pressure and adjusts it towards the nominal air flow, guaranteeing comfort	FXSQ-A		●	●	●	●	●	●	●		●	●	●	●	NEW Multi zoning option	
	Concealed ceiling unit with high ESP	ESP up to 200, ideal for large sized spaces › Optimum comfort guaranteed no matter the length of ductwork or type of grilles, thanks to automatic air flow adjustment › Reduced energy consumption thanks to DC fan motor › Flexible installation as the air suction direction can be altered from rear to bottom suction	FXMQ-P7							●	●		●	●	●			
	Concealed ceiling unit with high ESP	ESP up to 270, ideal for extra large sized spaces › Only grilles are visible › Large capacity unit: up to 31.5 kW heating capacity	FXMQ-MB														●	●
NEW Wall mounted	Wall mounted unit	For rooms with no false ceilings nor free floor space › Flat, stylish front panel is more easy to clean › Small capacity unit developted for small of well-insulated rooms › Reduced energy consumption thanks to DC fan motor › The air is comfortably spread up- and downwards thanks to 5 different discharge angles	FXAQ-A		●	●	●	●	●	●	●							
Ceiling suspended	Ceiling suspended unit	For wide rooms with no false ceilings nor free floor space › Ideal for comfortable air flow in wide rooms thanks to Coanda effect › Rooms with ceilings up to 3.8m can be heated or cooled very easily! › Can easily be installed in both new and refurbishment projects › Can even be mounted in corners or narrow spaces without any problem › Reduced energy consumption thanks to DC fan motor	FXHQ-A					●			●			●				
	UNIQUE 4-way blow ceiling suspended unit	Unique Daikin unit for high rooms with no false ceilings nor free floor space › Rooms with ceilings up to 3.5m can be heated up or cooled down very easily! › Can easily be installed in both new and refurbishment projects › Flexibility to suit every room layout › Reduced energy consumption thanks to DC fan motor	FXUQ-A									●		●				
Floor standing	Floor standing unit	For perimeter zone air conditioning › Can be installed in front of glass walls or free standing as both the front and the back are finished › Ideal for installation beneath a window › Requires very little installation space › Wall mounted installation facilitates cleaning beneath the unit	FXLQ-P			●	●	●	●	●	●							
	Concealed floor standing unit	Ideal for installation in offices, hotels and residential applications › Discretely concealed in the wall, leaving only the suction and discharge grilles visible › Can even be installed underneath a window › Requires very little installation space as the depth is only 200mm › High ESP allows flexible installation	FXNQ-A			●	●	●	●	●	●							
Cooling capacity (kW)[1]					1.7	2.2	2.8	3.6	4.5	5.6	7.1	8.0	9.0	11.2	14.0	16.0	22.4	28.0
Heating capacity (kW)[2]					1.9	2.5	3.2	4.0	5.0	6.3	8.0	9.0	10.0	12.5	16.0	18.0	25.0	31.5

(1) Nominal cooling capacities are based on: indoor temperature: 27°CDB, 19°CWB, outdoor temperature: 35°CDB, equivalent refrigerant piping: 5m, level difference: 0m

(2) Nominal heating capacities are based on: indoor temperature: 20°CDB, outdoor temperature: 7°CDB, 6°CWB, equivalent refrigerant piping: 5m, level difference: 0m

Stylish indoor units overview

Depending on the application, Split and Sky Air indoor units can be connected to our VRV IV and VRV IV S-series outdoor units. Refer to the **outdoor unit portfolio** for combination restrictions.

Type	Model	Product name		Capacity class (kW) 15	20	25	35	42	50	60	71	Connectable outdoor unit: RYYQ-T	RXYQ-T(9)	RXYSCQ-TV1[3] RXYSQ-TV1[3] RXYSQ-TY1[3]	RWEYQ-T9[3]
Ceiling mounted cassette	Round flow cassette (incl. auto-cleaning function[1])	FCAG-A					●		●	●				✓	✓
	Fully flat cassette	FFA-A				●	●		●	●				✓	✓
Concealed ceiling	Small concealed ceiling unit	FDBQ-B				●								✓	✓
	Slim concealed ceiling unit	FDXM-F3				●	●		●	●	NEW Auto cleaning filter option			✓	✓
	Concealed ceiling unit with inverter-driven fan	FBA-A					●		●	●				✓	✓
Wall mounted	Daikin Emura Wall mounted unit	FTXG-LW/LS			●	●	●		●			✓	✓	✓	✓
	Wall mounted unit	CTXS-K FTXS-K		●	●	●	●	●	●			✓	✓	✓	✓
	Wall mounted unit	FTXS-G								●	●	✓	✓	✓	✓
Ceiling suspended	Ceiling suspended unit	FHA-A					●		●	●				✓	✓
Floor standing	Nexura floor standing unit	FVXG-K				●	●		●			✓	✓	✓	✓
	Floor standing unit	FVXS-F				●	●		●			✓	✓	✓	✓
	Flexi type unit	FLXS-B(9)				●	●		●	●		✓	✓	✓	✓

[1] Decoration panel BYCQ140DG9 or BYCQ140DGF9 + BRC1E53A/B/C needed

[2] To connect stylish indoor units a BPMKS unit is needed

[3] A mix of RA indoor units and VRV indoor units is not allowed.

Hydrobox range

Type	Product name		Model	Capacity class (kW) 80	125	200	Leaving water temperature range
Low temperature hydrobox	HXY-A8		For high efficiency space heating and cooling › Ideal for hot or cold water in underfloor, air handling units, low temperature radiators … › Hot/cold water from 5° to 45°C › Large operation range (down to -20°C and up to 43°C) › Fully integrated water-side components save time on system design › Space saving contemporary wall hung design	●	●		5 °C - 45 °C
High temperature hydrobox	HXHD-A8		For efficient hot water production and space heating › Ideal for hot water in bathrooms, sinks and for underfloor heating, radiators, air handling units, … › Hot water from 25 to 80°C › "Free" heating and hot water through heat recovery › Uses heat pump technology to produce hot water efficiently, providing up to 17% savings compared to a gas boiler › Possibility to connect thermal solar collectors		●	● NEW	25 °C - 80 °C

Benefits overview VRV

We care		Inverter technology	In combination with inverter controlled outdoor units
		Home leave operation	During absence, indoor comfort levels can be maintained
		Fan only	The air conditioner can be used as fan, blowing air without cooling or heating
		Auto cleaning filter	The filter automatically cleans itself. Simplicity of upkeep means optimum energy efficiency and maximum comfort without the need for expensive or time-consuming maintenance
		Floor and presence sensor	The presence sensor directs the air away from any person detected in the room. The floor sensor detects the average floor temperature and ensures an even temperature distribution between ceiling and floor
Comfort		Draught prevention	When starting to warm up or when the thermostat is off, the air discharge direction is set horizontally and the fan to low speed, to prevent draught. After warming up, air discharge and fan speed are set as desired
		Whisper quiet	Daikin indoor units are whisper quiet. Also the outdoor units are guaranteed not to disturb the quiet of the neightbourhood
		Auto cooling-heating changeover	Automatically selects cooling or heating mode to achieve the set temperature
Air treatment		Air filter	Removes airborne dust particles to ensure a steady supply of clean air
Humidity control		Dry programme	Allows humidity levels to be reduced without variations in room temperature
Air flow		Ceiling soiling prevention	The air discharge of the indoor unit is specially designed to prevent air being blown against the ceiling to prevent ceiling stains
		Vertical auto swing	Possibility to select automatic vertical moving of the air discharge louvre, for uniform air flow and temperature distribution
		Fan speed steps	Multiple fan speeds to select,to optimize comfort levels
		Individual flap control	Individual flap control via the wired remote controller makes it simple to fix the position of each flap individually, to suit any new room configuration. Optional closure kits are available as well
Remote control & timer		Weekly timer	Timer can be set to start and stop operation anytime on a daily or weekly basis
		Infrared remote control	Infrared remote control with LCD to remotely control your indoor unit
		Wired remote control	Wired remote control to remotely control your indoor unit
		Centralised control	Centralised control to to control several indoor units from one single point
		Multi zoning NEW	Allows up to 6 individual climate zones with one indoor unit
Other funtcions		Auto-restart	The unit restarts automatically at the original settings after power failure
		Self-diagnosis	Simplifies maintenance by indicating system faults or operating anomalies
		Drain pump kit	Facilitates condensation draining from the indoor unit
		Multi tenant	The indoor unit's main power supply can be turned off when leaving the building or for servicing purposes

*Note: blue cells contain preliminary data

Ceiling mounted cassette units				Concealed ceiling units					Wall mounted unit	Ceiling suspended units		Floor standing units	
FXFQ-A	**FXZQ-A**	**FXCQ-A**	**FXKQ-MA**	**FXDQ-M9**	**FXDQ-A3**	**FXSQ-A**	**FXMQ-P7**	**FXMQ-MB**	**FXAQ-A**	**FXHQ-A**	**FXUQ-A**	**FXNQ-A**	**FXLQ-P**
·	·	·	·	·	·	·	·	·	·	·	·	·	·
·	·	·	·	·	·	·	·	·	·	·	·	·	·
·	·	·	·	·	·	·	·	·	·	·	·	·	·
·					· NEW								
·	·												
·	·		·								·		
·	·	·			·	·		·					
·	·	·	·	·	·	·	·	·	·	·	·	·	·
G1 F8 (optional)	G1	·	G1	·	·	G1 F8 (optional)	·	G1 F8 (optional)	·	G1	G1	G1	G1
·	·	·	·	·	·	·	·	·	·	·	·	·	·
·	·	·	·										
·	·	·	·						·		·		
3	3	3	2	2	3	3	3	2	2	3	3	2	2
·	·										·		
·	·	·	·	·	·	·	·	·	·	·	·	·	·
·	·	·	·	·	·	·	·	·	·	·	·	·	·
·	·	·	·	·	·	·	·	·	·	·	·	·	·
·	·	·	·	·	·	·	·	·	·	·	·	·	·
					· NEW	· NEW							
·	·	·	·	·	·	·	·	·	·	·	·	·	·
·	·	·	·	·	·	·	·	·	·	·	·	·	·
Standard	Standard	Standard	Standard		Standard	Standard	Standard	Optional	Optional	Optional	Standard		
·	·	(·)	(·)	·	·	·	·	(·)	·	(·)	(·)	·	·

FCAHG-G/FCAG-A/FXFQ-A

Auto cleaning cassette

Why choose a round flow cassette?

- 360° air discharge for optimum comfort
- Intelligent sensors for maximum efficiency

More energy efficient and user-friendly than any other cassette

› Running costs are reduced by 50% compared with standard solutions
› Automatic filter cleaning.
› Less time is required to maintain the filter: dust can be removed easily with a vacuum cleaner without opening the unit.

Finer mesh panel

› For dust prone areas (i.e. clothing and book shops) a finer mesh panel (BYCQ140DGF9) ensures consistent performance and optimum air distribution
› Clean ceilings ensured thanks to fine mesh and clean filter

BYCQ140DG9	BYCQ140DGF9
Auto-cleaning panel	Auto-cleaning panel with fine mesh filter
White with grey louvers	White with grey louvers

Dust can be removed easily with a vacuum cleaner without opening the unit.

Auto-cleaning cassette for maintaining the optimum store atmosphere

Air distribution with a clean filter

Air distribution with a dusty filter

References

Coral shop, UK
Running costs were reduced by up to 50% compared with standard solutions thanks to clean filter

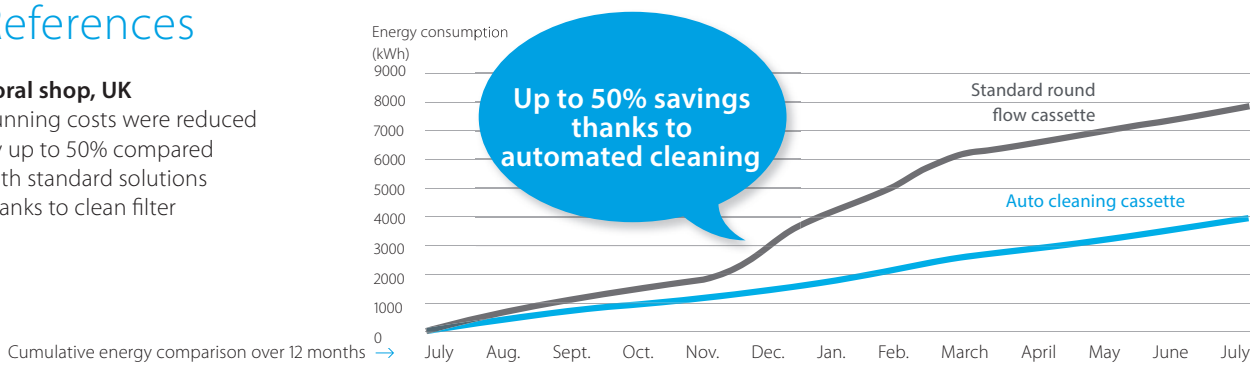

360° air discharge for improved comfort

› Industry-first and proven design.

Intelligent sensors improve efficiency and comfort even more

› The presence sensor adjusts the set point if no one is detected in the room leading to up to 27% savings. It also automatically directs air flow away from any person to avoid draught.

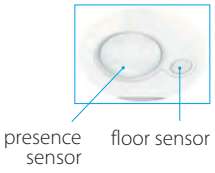

› The infrared floor sensor detects the average floor temperature and ensures even temperature distribution between ceiling and floor to prevent cold feet.

Flexible installation

› Flaps can be individually controlled or closed using the wired remote control, to suit room configuration. Optional closure kits are also available.

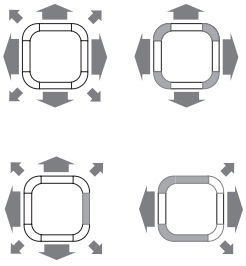

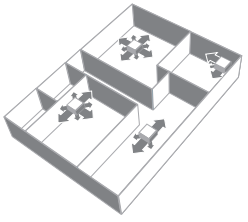

Benefits for the installer

› Product with unique functions in this market.
› Less time needed for onsite maintenance.
› Use the controller to individually open or close any of the four flaps to easily adapt to a changing room layout.
› Easy set-up of the sensor option to improve comfort and save energy.

Benefits for the consultant

› Product with unique functions in this market.
› Designed for use in all types and sizes of commercial offices and retail environments.
› Ideal product for improving BREEAM score/EPBD in combination with Sky Air or VRV IV heat pump units.

Benefits for the end user

› Designed for use in all types and sizes of commercial offices and retail environments.
› Perfect environment conditions: no more draughts or cold feet.
› Save up to 50% on running costs with the auto-cleaning panel, which also facilitates maintenance.
› Your customers can save up to 27% on their energy bills thanks to the sensor option.
› Flexible use of space thanks to individual flap control.

Marketing tools

› Visit the website:
https://www.daikin.eu/en_us/product-group/round-flow-cassette.html

YouTube

www.youtube.com/DaikinEurope

AUTO CLEANING PANEL WITH FINE MESH FILTER, IDEAL FOR CLOTHING SHOPS

ROUND FLOW

Round flow cassette

360° air discharge for optimum efficiency and comfort

- Automatic filter cleaning results in higher efficiency & comfort and lower maintenance costs. 2 filters available: standard filter and finer mesh filter (for fine dust applications e.g. clothing shops)
- Two optional intelligent sensors improve energy efficiency and comfort.
- Individual flap control: flexibility to suit every room layout without changing the location of the unit!
- Lowest installation height in the market: 214mm for class 20-63
- Modern style decoration panel is available in 3 different variations: white (RAL9010) with grey louvers, full white (RAL9010) or auto cleaning panel
- Reduced energy consumption thanks to specially developed small tube heat exchanger, DC fan motor and drain pump
- Optional fresh air intake
- Branch duct discharge allows to optimize air distribution in irregular shaped rooms or to supply air to small adjacent rooms

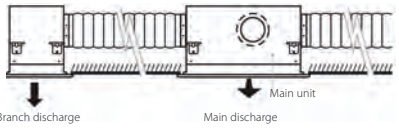

- Standard drain pump with 675mm lift increases flexibility and installation speed

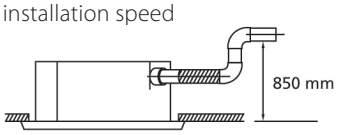

FXFQ20-63A

BRC1H51W

BRC7FA532F

Indoor unit				FXFQ	20A	25A	32A	40A	50A	63A	80A	100A	125A
Cooling capacity	Nom.			kW	2.20	2.80	3.60	4.50	5.60	7.10	9.00	11.2	14.0
Heating capacity	Nom.			kW	2.50	3.20	4.00	5.00	6.30	8.00	10.0	12.5	16.0
Power input - 50Hz	Cooling	Nom.		kW	0.038				0.053	0.061	0.092	0.115	0.186
	Heating	Nom.		kW	0.035				0.050	0.058	0.089	0.112	0.183
Dimensions	Unit	HeightxWidthxDepth		mm	204x840x840						246x840x840		288x840x840
Weight	Unit			kg	19.0			20.0	21.0		24.0		26.0
Casing	Material				Galvanised steel plate								
Decoration panel	Model				BYCQ140DGF9 - auto cleaning panel with fine mesh filter								
	Colour				Pure White (RAL 9010)								
	Dimensions	HeightxWidthxDepth		mm	130x950x950								
	Weight			kg	10.3								
Decoration panel 2	Model				BYCQ140DG9 - auto cleaning panel								
	Colour				Pure White (RAL 9010)								
	Dimensions	HeightxWidthxDepth		mm	130x950x950								
	Weight			kg	10.3								
Decoration panel 3	Model				BYCQ140DW- full white								
	Colour				Pure White (RAL 9010)								
	Dimensions	HeightxWidthxDepth		mm	50x950x950								
	Weight			kg	5.4								
Decoration panel 4	Model				BYCQ140D - white with grey louvers								
	Colour				Pure White (RAL 9010)								
	Dimensions	HeightxWidthxDepth		mm	50x950x950								
	Weight			kg	5.4								
Fan	Air flow rate	Cooling	Low/High	m^3/min	8.8/12.5			9.5/13.6	10.5/15.0	10.5/16.5	12.4/22.8	12.4/26.5	19.9/33.0
	- 50Hz	Heating	Low/High	m^3/min	8.8/12.5			9.5/13.6	10.5/15.0	10.5/16.5	12.4/22.8	12.4/26.5	19.9/33.0
Air filter	Type				Resin net								
Sound power level	Cooling	High		dBA	49			51		53	55	60	61
Sound pressure	Cooling	Low/Nom./High		dBA	28.0/29.0/31.0			29.0/31.0/33.0		30.0/33.0/35.0	30.0/34.0/38.0	30.0/37.0/43.0	36.0/41.0/45.0
level	Heating	Low/Nom./High		dBA	28.0/29.0/31.0			29.0/31.0/33.0		30.0/33.0/35.0	30.0/34.0/38.0	30.0/37.0/43.0	36.0/41.0/45.0
Refrigerant	Type/GWP				R-410A/2,087.5								
Piping connections	Liquid	OD		mm	6,35					9,52			
	Gas	OD		mm	12.7					15.9			
	Drain				VP25 (O.D. 32 / I.D. 25)								
Power supply	Phase/Frequency/Voltage			Hz/V	1~/50/60/220-240/220								
Current - 50Hz	Maximum fuse amps (MFA)			A	16								
Control systems	Infrared remote control				BRC7FA532F								
	Wired remote control				BRC1H51W/S/K / BRC1E53A/B/C / BRC1D52								
	Simplified wired remote control for hotel applications				BRC2E52C (heat recovery type) / BRC3E52C (heat pump type)								

The BYCQ140D7W1W has white insulations. Be informed that formation of dirt on white insulation is visibly stronger and that it is consequently not advised to install the BYCQ140D7W1W decoration panel in environments exposed to concentrations of dirt. | BYCQ140D7W1: pure white standard panel with grey louvers; BYCQ140D7W1W: pure white standard panel with white louvers; BYCQ140D7GW1: pure white auto cleaning panel.

Fully Flat Cassette

Design & Genius in one

Why choose fully flat cassette

- Unique design in the market that integrates fully flat into the ceiling
- Advanced technology and top efficiency combined
- Most quiet cassette available on the market

FFA-A/FXZQ-A

Choice between grey or white panel

universal design award 2014

GERMAN DESIGN AWARD SPECIAL 2016

Benefits for the installer

› Unique product in the market!
› Most quiet unit (25dBA)
› The user-friendly remote control, available in several languages, enables the easy set-up of sensor option and control of the individual flap position
› Meeting European design taste.

Benefits for the consultant

› Unique product in the market!
› Blends seamlessly in any modern office interior design
› Ideal product to improve BREEAM score/EPBD in combination with Sky Air (FFA-A) or VRV IV heat pump units (FXZQ-A).

Benefits for the end user

› Engineering excellence and unique design in one
› Most quiet unit (25dBA)
› Perfect working conditions: no more cold draughts
› Save up to 27% on your energy bill thanks to the optional sensors
› Flexible usage of space and suits any room configuration thanks to individual flap control
› User-friendly remote control, available in several languages.



Unique design

› Designed by a European design office to fully meet the European taste.
› Fully flat into the ceiling, leaving only 8mm.
› Fully integrated in the one ceiling tile, enabling lights, speakers and sprinklers to be installed in adjoining ceiling tiles.
› Decoration panel available in 2 colours (white and white-silver).



Differentiating in technology

Optional presence sensor
› When the room is empty, it can adjust the set temperature or switch off the unit – saving energy.
› When people are detected, the direction of the airflow is adapted to avoid cold draughts being directed towards occupants.

Optional floor sensor
› Detects the temperature difference and re-directs the airflow to ensure even temperature distribution.



Top efficiency

› Seasonal efficiency labels up to A++*
› When the room is empty, the sensor option can adjust the set temperature or switch off the unit – saving up to 27% energy.

* for FFA25,35A in combination with RXM25,35M9

Other benefits

› Individual flap control: easily control one or more flaps via the wired remote controller (BRC1E*/ BRC1H*) when rearranging the room. When fully closing or blocking the flaps, the option "Sealing member of air discharge outlet" is needed.
› Most silent cassette in the market (25dBA), important for office applications.

Marketing tools

› https://www.daikin.eu/en_us/product-group/fully-flat-cassette.html
› www.youtube.com/DaikinEurope

FULLY FLAT CASSETTE INTEGRATES
FULLY FLAT INTO THE CEILING

Fully flat cassette

Unique design in the market that integrates fully flat into the ceiling

- Fully flat integration in standard architectural ceiling tiles, leaving only 8mm
- Remarkable blend of iconic design and engineering excellence with an elegant finish in white or a combination of silver and white
- Two optional intelligent sensors improve energy efficiency and comfort.
- 15 class unit especially developed for small or well-insulated rooms, such as hotel bedrooms, small offices, etc.

Individual flap control: flexibility to suit every room layout without changing the location of the unit!

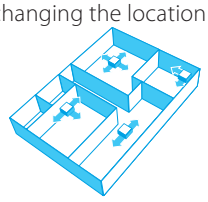

- Reduced energy consumption thanks to specially developed small tube heat exchanger, DC fan motor and drain pump
- Optional fresh air intake
- Standard drain pump with 630mm lift increases flexibility and installation speed

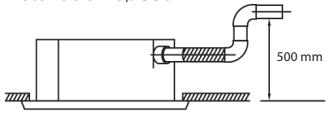



FXZQ-A

BRC1H51W

BRC7F530W-S

Indoor unit					FXZQ	15A	20A	25A	32A	40A	50A
Cooling capacity	Nom.				kW	1.70	2.20	2.80	3.60	4.50	5.60
Heating capacity	Nom.				kW	1.90	2.50	3.20	4.00	5.00	6.30
Power input - 50Hz	Cooling	Nom.			kW	0.043			0.045	0.059	0.092
	Heating	Nom.			kW	0.036			0.038	0.053	0.086
Dimensions	Unit	HeightxWidthxDepth			mm	260x575x575					
Weight	Unit				kg	15.5			16.5		18.5
Casing	Material					Galvanised steel plate					
Decoration panel	Model					BYFQ60C2W1W					
	Colour					White (N9.5)					
	Dimensions	HeightxWidthxDepth			mm	46x620x620					
	Weight				kg	2.8					
Decoration panel 2	Model					BYFQ60C2W1S					
	Colour					SILVER					
	Dimensions	HeightxWidthxDepth			mm	46x620x620					
	Weight				kg	2.8					
Decoration panel 3	Model					BYFQ60B3W1					
	Colour					White (RAL9010)					
	Dimensions	HeightxWidthxDepth			mm	55x700x700					
	Weight				kg	2.7					
Fan	Air flow rate - 50Hz	Cooling	Low/High		m^3/min	6.5/8.5	6.5/8.7	6.5/9.0	7.0/10.0	8.0/11.5	10.0/14.5
		Heating	Low/High		m^3/min	6.5/8.5	6.5/8.7	6.5/9.0	7.0/10.0	8.0/11.5	10.0/14.5
Air filter	Type					Resin net					
Sound power level	Cooling	High			dBA	49		50	51	54	60
Sound pressure level	Cooling	Low/Nom./High			dBA	25.5/28.0/31.5	25.5/29.5/32.0	25.5/30.0/33.0	26.0/30.0/33.5	28.0/32.0/37.0	33.0/40.0/43.0
	Heating	Low/Nom./High			dBA	25.5/28.0/31.5	25.5/29.5/32.0	25.5/30.0/33.0	26.0/30.0/33.5	28.0/32.0/37.0	33.0/40.0/43.0
Refrigerant	Type/GWP					R-410A/2,087.5					
Piping connections	Liquid	OD			mm	6,35					
	Gas	OD			mm	12.7					
	Drain					VP20 (I.D. 20/O.D. 26)					
Power supply	Phase/Frequency/Voltage				Hz/V	1~/50/60/220-240/220					
Current - 50Hz	Maximum fuse amps (MFA)				A	16					
Control systems	Infrared remote control					BRC7F530W (white panel) / BRC7F530S (grey panel) / BRC7EB530W (standard panel)					
	Wired remote control					BRC1H51W/S/K / BRC1E53A/B/C / BRC1D52					
	Simplified wired remote control for hotel applications					BRC2E52C (heat recovery type) / BRC3E52C (heat pump type)					

Dimensions do not include control box

2-way blow ceiling mounted cassette

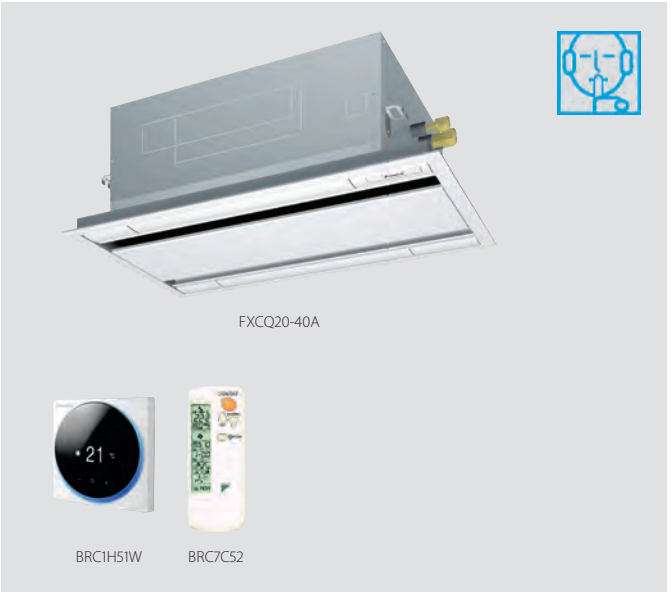

Thin, lightweight design installs easily in narrow corridors

› Depth of all units is 620mm, ideal for narrow spaces
› Individual flap control: flexibility to suit every room layout without changing the location of the unit!

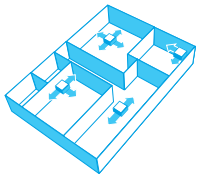

› Reduced energy consumption thanks to specially developed small tube heat exchanger, DC fan motor and drain pump
› Stylish unit blends easily with any interior. The flaps close entirely when the unit is not operating and there are no air intake grilles visible
› Fresh air intake integrated in the same system thus reducing installation cost as no additional ventilation device is required

Fresh air intake opening in casing

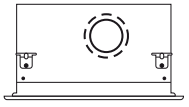

* Brings in up to 10% of fresh air into the room

› Optimum comfort guaranteed with automatic air flow adjustment to the required load
› Maintenance operations can be performed by removing the front panel
› Branch duct discharge allows to optimize air distribution in irregular shaped rooms or to supply air to small adjacent rooms

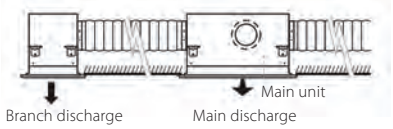

› Standard drain pump with 580mm lift increases flexibility and installation speed

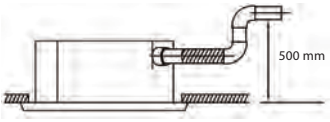

Indoor unit			FXCQ	20A	25A	32A	40A	50A	63A	80A	125A
Cooling capacity	Nom.		kW	2.2	2.8	3.6	4.5	5.6	7.1	9.0	14.0
Heating capacity	Nom.		kW	2.5	3.2	4.0	5.0	6.3	8.0	10.0	16.0
Power input - 50Hz	Cooling	Nom.	kW	0.031	0.039		0.041	0.059	0.063	0.090	0.149
	Heating	Nom.	kW	0.028	0.035		0.037	0.056	0.060	0.086	0.146
Dimensions	Unit	Height	mm	305							
		Width	mm	775				990		1,445	
		Depth	mm	620							
Weight	Unit		kg	19				22	25	33	38
Casing	Material			Galvanised steel plate							
Decoration panel	Model			BYBCQ40HW1				BYBCQ63HW1		BYBCQ125HW1	
	Colour			Fresh white (6.5Y 9.5/0.5)							
	Dimensions	HeightxWidthxDepth	mm	55x1,070x700				55x1,285x700		55x1,740x700	
	Weight		kg	10				11		13	
Fan-Air flow rate - 50Hz	Cooling	High/Nom./Low	m^3/min	10.5/9/7.5	11.5/9.5/8		12/10.5/8.5	15/13/10.5	16/14/11.5	26/22.5/18.5	32/27.5/22.5
Air filter	Type			Resin net with mold resistance							
Sound power level	Cooling	Nom.	dBA	-							
Sound pressure level	Cooling	High/Nom./Low	dBA	32.0/30.0/28.0	34.0/31.0/29.0	34.0/32.0/30.0	36.0/33.0/31.0	37.0/35.0/31.0	39.0/37.0/32.0	42.0/38.0/33.0	46.0/42.0/38.0
	Heating	High/Nom./Low	dBA	32.0/30.0/28.0	34.0/31.0/29.0	34.0/32.0/30.0	36.0/33.0/31.0	37.0/35.0/31.0	39.0/37.0/32.0	42.0/38.0/33.0	46.0/42.0/38.0
Refrigerant	Type			R-410A							
	GWP			2,087.5							
Piping connections	Liquid	OD	mm	6.35					9.52		
	Gas	OD	mm	12.7					15.9		
	Drain			VP25 (O.D. 32 / I.D. 25)							
Power supply	Phase/Frequency/Voltage		Hz/V	1~/50/220-240							
Current - 50Hz	Maximum fuse amps (MFA)		A	16							
Control systems	Infrared remote control			BRC7C52							
	Wired remote control			BRC1H51W/S/K / BRC1E53A/B/C / BRC1D52							
	Simplified wired remote control for hotel applications			BRC2E52C (heat recovery type) / BRC3E52C (heat pump type)							

Ceiling mounted corner cassette

1-way blow unit for corner installation

- Compact dimensions, can easily be mounted in a narrow ceiling void (only 220mm ceiling space required, 195 with panel spacer, available as accessory)
- Optimum air flow conditions are created by either downward air discharge or frontal air discharge (via optional grille) or a combination of both

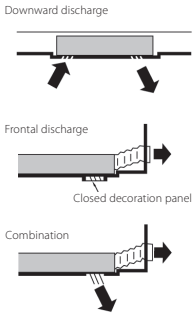

FXKQ-MA

BRC1H51W

BRC4C61

- Maintenance operations can be performed by removing the front panel
- Standard drain pump with 330mm lift increases flexibility and installation speed

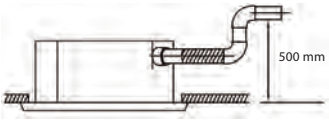

Indoor unit				FXKQ	25MA	32MA	40MA	63MA
Cooling capacity	Nom.			kW	2.8	3.6	4.5	7.10
Heating capacity	Nom.			kW	3.2	4.0	5.0	8.00
Power input - 50Hz	Cooling	Nom.		kW	0.066		0.076	0.105
	Heating	Nom.		kW	0.046		0.056	0.085
Dimensions	Unit	Height		mm	215			
		Width		mm	1,110			1,310
		Depth		mm	710			
Weight	Unit			kg	31			34
Casing	Material				Galvanised steel plate			
Decoration panel	Model				BYK45FJW1			BYK71FJW1
	Colour				White			
	Dimensions	HeightxWidthxDepth		mm	70x1,240x800			70x1,440x800
	Weight			kg	8.5			9.5
Fan-Air flow rate - 50Hz	Cooling	High/Low		m^3/min	11/9		13/10	18/15
Air filter	Type				Resin net with mold resistance			
Sound power level	Cooling	Nom.		dBA	-			
Sound pressure level	Cooling	High/Low		dBA	38.0/33.0		40.0/34.0	42.0/37.0
Refrigerant	Type				R-410A			
	GWP				2,087.5			
Piping connections	Liquid	OD		mm	6.35			9.52
	Gas	OD		mm	12.7			15.9
	Drain				VP25 (O.D. 32 / I.D. 25)			
Power supply	Phase/Frequency/Voltage			Hz/V	1~/50/60/220-240/220			
Current - 50Hz	Maximum fuse amps (MFA)			A	15			
Control systems	Infrared remote control				BRC4C61			
	Wired remote control				BRC1H51W/S/K / BRC1E53A/B/C / BRC1D52			
	Simplified wired remote control for hotel applications				BRC2E52C (heat recovery type) / BRC3E52C (heat pump type)			

Small concealed ceiling unit

Designed for hotel applications

- Compact unit (230mm high & 652mm deep), can easily be mounted in narrow ceiling voids
- Discretely concealed in the ceiling: only the suction and discharge grilles are visible
- Flexible installation, as the air suction direction can be altered from rear to bottom suction

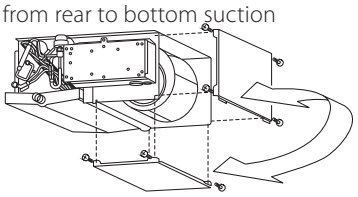

- For easy mounting, the drain pan can be located to the left or right of the unit

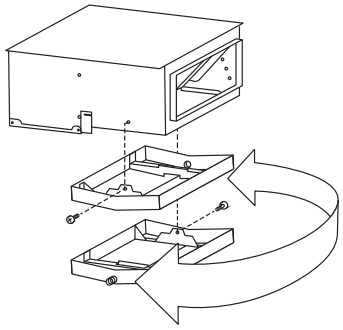

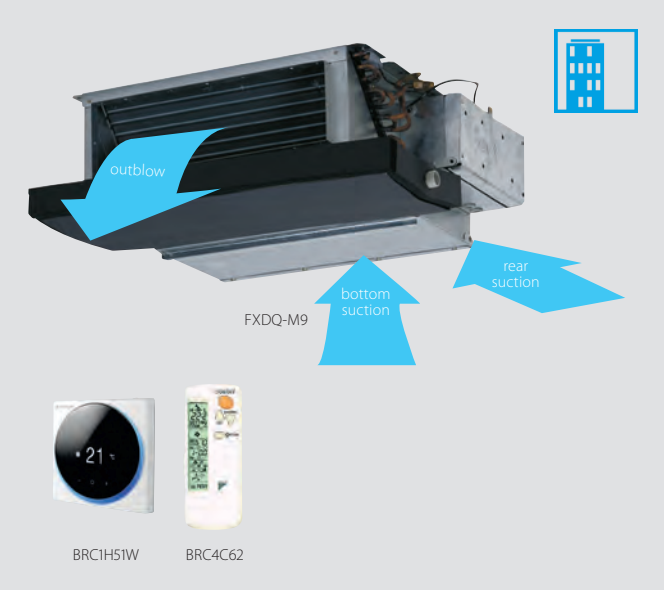

Indoor unit				FXDQ	20M9	25M9
Cooling capacity	Nom.			kW	2.2	2.8
Heating capacity	Nom.			kW	2.5	3.2
Power input - 50Hz	Cooling	Nom.		kW	0.050	
	Heating	Nom.		kW	0.050	
Required ceiling void >				mm	250	
Dimensions	Unit	HeightxWidthxDepth		mm	230x502x652	
Weight	Unit			kg	17	
Casing	Material				Galvanised steel	
Fan	Air flow rate - 50Hz	Cooling	Low/High	m^3/min	5.2/6.7	5.8/7.4
		Heating	Low/High	m^3/min	5.2/6.7	5.8/7.4
Air filter	Type				Resin net with mold resistance	
Sound power level	Cooling	Nom.		dBA	50	
Sound pressure level	Cooling	Low/High		dBA	32/37	
	Heating	Low/High		dBA	32/37	
Refrigerant	Type/GWP				R-410A/2,087.5	
Piping connections	Liquid	OD		mm	6.35	
	Gas	OD		mm	12.7	
	Drain				I.D. 21.6, O.D. 27.2	
Power supply	Phase/Frequency/Voltage			Hz/V	1~/50/230	
Current - 50Hz	Maximum fuse amps (MFA)			A	16	
Control systems	Infrared remote control				BRC4C62	
	Wired remote control				BRC1H51W/S/K / BRC1E53A/B/C / BRC1D52	
	Simplified wired remote control for hotel applications				BRC2E52C (heat recovery type) / BRC3E52C (heat pump type)	

Auto cleaning filter for concealed ceiling units

The unique automatic cleaning filter achieves higher efficiency and comfort with lower maintenance costs

Reduce running costs

› Automatic filter cleaning ensures low maintenance costs because the filter is always clean

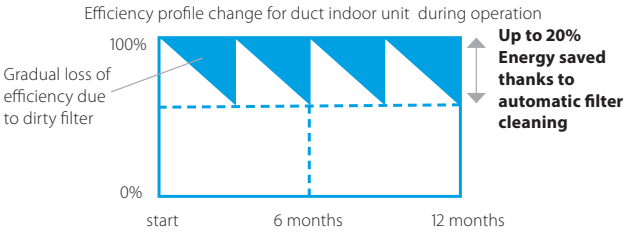

Minimal time required for filter cleaning

› The dust box can be emptied with a vacuum cleaner for fast and easy cleaning
› No more dirty ceilings

Improved indoor air quality

› Optimum airflow eliminates draft and insulates sound

Superb reliability

› Prevents clogged filters for seamless operation

Unique technology

› Unique and innovative filter technology inspired by the Daikin auto cleaning cassette

Unique in the market

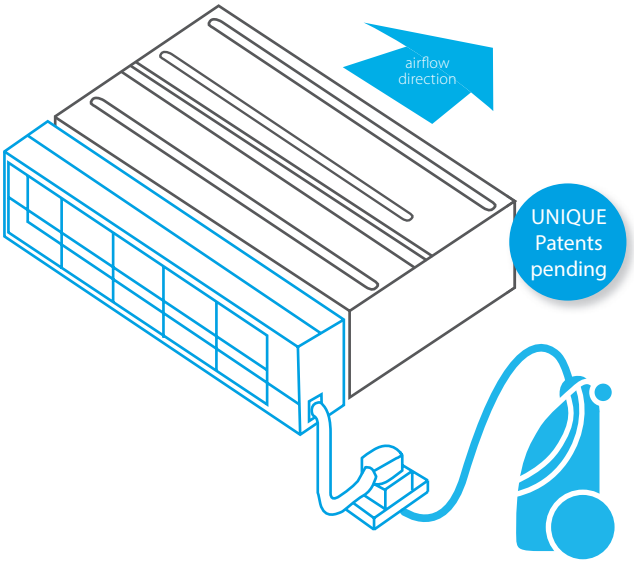

How does it work?

1. **Scheduled automatic filter cleaning**
2. **Dust collects in a dust box that's integrated into the unit**
3. **The dust can easily be removed with a vacuum cleaner**

Combination table

	Split / Sky Air				VRV						
	FDXM-F3				FXDQ-A3						
	25	35	50	60	15	20	25	32	40	50	63
BAE20A62	•	•			•	•	•	•			
BAE20A82									•	•	
BAE20A102			•	•							•

Specifications

	BAE20A62	BAE20A82	BAE20A102
Heigth (mm)	212		
Width (mm)	764	964	1164
Width (mm) (incl. hanger bracket)	984	1094	1294
Depth (mm)	201		

Multi zoning kit for concealed ceiling units

The multi-zoning system is a room-by-room controller. It is fitted with motorised dampers, which immediately adapt using Daikin ducted solutions. This system supports control of up to 8 zones via a centralised thermostat located in the main room and individual thermostats for each of the zones.

Benefits

Increased comfort

› Increases comfort levels by allowing more individual zone control
  - Up to 8 individual zones can be served thanks to separate modulating dampers
  - Individual thermostat for room-by-room or zone-by-zone control

Easy to install

› Automatic air flow adjustment according to the demand
› Easy to install, integrates with the Daikin indoor units and system controls
› Time saving as plenum comes fully pre-assembled with dampers, and control boards
› Reduces the amount of refrigerant required in the installation

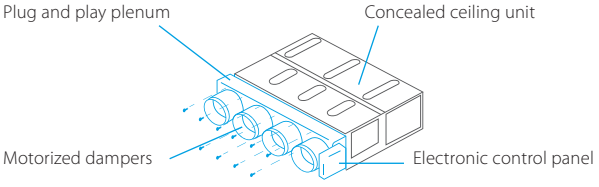

How does it work?

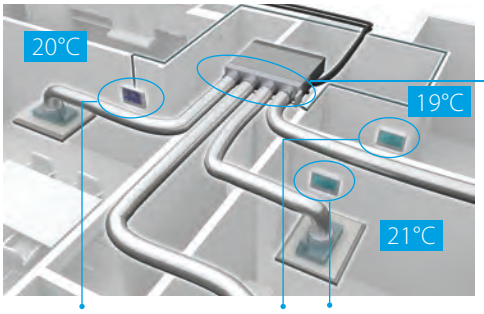

Individual zone thermostats

Zoning box: fully pre-assembled plenum with dampers

Blueface - Airzone Main Thermostat
› Color graphic interface for controlling zones
› Wired communication

AZCE6BLUEFACECB

Airzone Zone Thermostat
› Graphic interface with low-energy e-ink screen for controlling zones
› Radio communication

AZCE6THINKRB

Airzone Zone Thermostat
› Thermostat with buttons for controlling the temperature
› Radio communication

AZCE6LITERB

Compatibility

	Number of motorised dampers	Reference	Dimensions H x W x D (mm)	Sky Air FDXM-F3 25	35	50	60	Sky Air FBA-A 35	50	60	71	100	125	140	Sky Air ADEQ-C 71	100	125	VRV FXDQ-A3 15	20	25	32	40	50	63	VRV FXSQ-A 15	20	25	32	40	50	63	71	80	100	125	140
Standard Ceiling Void	2	AZEZ6DAIST07XS2	300 x 930 x 454																						•	•	•	•							
		AZEZ6DAIST07S2						•	•																				•	•					
	3	AZEZ6DAIST07XS3	300 x 930 x 454																						•	•	•	•							
		AZEZ6DAIST07S3						•	•																				•	•					
	4	AZEZ6DAIST07S4	300 x 930 x 454					•	•																				•	•					
		AZEZ6DAIST07M4	300 x 1,140 x 454							•	•				•																•		•		
	5	AZEZ6DAIST07M5	300 x 1,425 x 454							•	•				•																•		•		
		AZEZ6DAIST07L5										•	•	•		•	•																•	•	
	6	AZEZ6DAIST07M6	300 x 1,638 x 454							•	•				•																•		•		
		AZEZ6DAIST07L6										•	•	•		•	•																•	•	
	7	AZEZ6DAIST07L7	515 x 1,425 x 454									•	•	•		•	•																•	•	
		AZEZ6DAIST07XL7																																	•
	8	AZEZ6DAIST07L8	515 x 1,425 x 454									•	•	•		•	•																•	•	
		AZEZ6DAIST07XL8																																	•
Compact Ceiling Void	2	AZEZ6DAISL01S2	210 x 720 x 444	•	•													•	•	•	•														
	3	AZEZ6DAISL01S3	210 x 720 x 444	•	•													•	•	•	•														
	4	AZEZ6DAISL01M4	210 x 930 x 444																			•	•												
	5	AZEZ6DAISL01L5	210 x 1,140 x 444			•	•																	•											

Slim concealed ceiling unit

Slim design for flexible installation

› Compact dimensions, can easily be mounted in a ceiling void of only 240mm

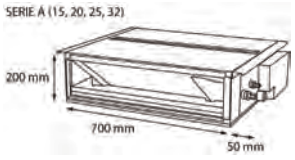

› Medium external static pressure up to 44Pa facilitates unit use with flexible ducts of varying lengths
› Discretely concealed in the wall: only the suction and discharge grilles are visible
› 15 class unit especially developed for small or well-insulated rooms, such as hotel bedrooms, small offices, etc.
› Auto cleaning filter option ensures maximum efficiency, comfort and reliability by regular filter cleaning
› Multi zoning kit allows multiple individually-controlled climate zones to be served by one indoor unit
› Reduced energy consumption thanks to specially developed DC fan motor
› Flexible installation, as the air suction direction can be altered from rear to bottom suction

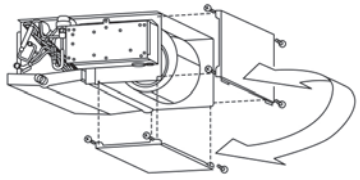

› Standard drain pump with 750mm lift increases flexibility and installation speed

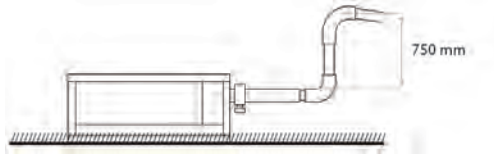

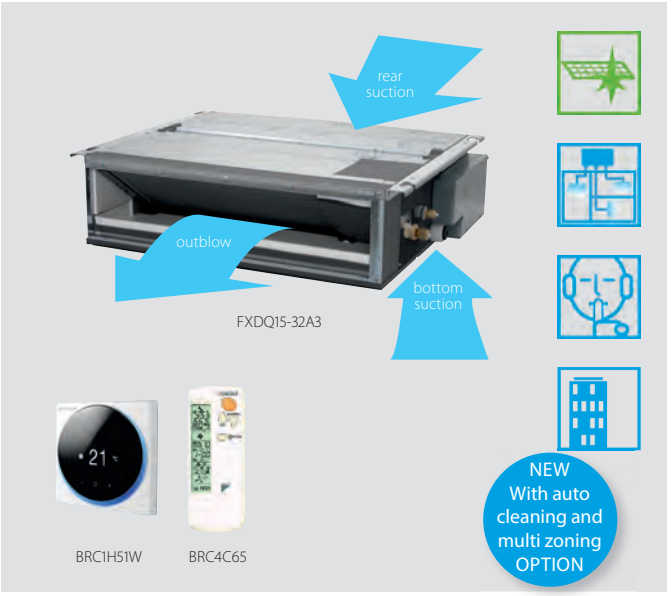

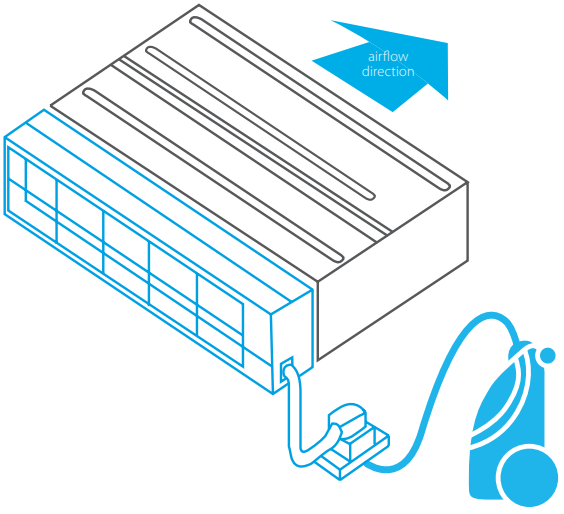

Indoor unit				FXDQ	15A3	20A3	25A3	32A3	40A3	50A3	63A3
Cooling capacity	Nom.			kW	1.7	2.2	2.8	3.6	4.5	5.6	7.1
Heating capacity	Nom.			kW	1.9	2.5	3.2	4.0	5.0	6.3	8.0
Power input - 50Hz	Cooling	Nom.		kW	0.071				0.078	0.099	0.110
	Heating	Nom.		kW	0.068				0.075	0.096	0.107
Required ceiling void >				mm	240						
Dimensions	Unit	HeightxWidthxDepth		mm	200x750x620				200x950x620		200x1,150x620
Weight	Unit			kg	22				26		29
Casing	Material				Galvanised steel						
Fan	Air flow rate - 50Hz	Cooling	Low/High	m^3/min	6.4/7.5	6.4/8.0			8.5/10.5	10.0/12.5	13.0/16.5
Air filter	Type				Removable / washable						
Sound power level	Cooling	High		dBA	50	51			52	53	54
Sound pressure level	Cooling	Low/Nom./High		dBA	27/31/32	27/31/33			28/32/34	29/33/35	30/34/36
Refrigerant	Type/GWP				R-410A/2,087.5						
Piping connections	Liquid	OD		mm	6,35						9,52
	Gas	OD		mm	12.7						15.9
	Drain				VP20 (I.D. 20/O.D. 26)						
Power supply	Phase/Frequency/Voltage			Hz/V	1~/50/60/220-240/220						
Current - 50Hz	Maximum fuse amps (MFA)			A	16						
Control systems	Infrared remote control				BRC4C65 / BRC4C66						
	Wired remote control				BRC1H51W/S/K / BRC1E53A/B/C / BRC1D52						
	Simplified wired remote control for hotel applications				BRC2E52C (heat recovery type) / BRC3E52C (heat pump type)						

Concealed ceiling unit with medium ESP

Slimmest yet most powerful medium static pressure unit on the market

- Slimmest unit in class, only 245mm (300mm built-in height) and therefore narrow ceiling voids are no longer a challenge

- Quiet operation: down to 25dBA sound pressure level
- Medium external static pressure up to 150Pa facilitates using flexible ducts of varying lengths
- Possibility to change ESP via wired remote control allows optimisation of the supply air volume
- Discretely concealed in the wall: only the suction and discharge grilles are visible
- 15 class unit especially developed for small or well-insulated rooms, such as hotel bedrooms, small offices, etc.
- Multi zoning kit allows multiple individually-controlled climate zones to be served by one indoor unit
- Reduced energy consumption thanks to specially developed DC fan motor and drain pump
- Optional fresh air intake
- Flexible installation: air suction direction can be altered from rear to bottom suction and choice between free use or connection to optional suction grilles

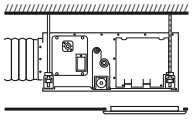

For free use into a false ceiling

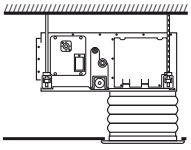

For connecting onto a suction canvas (not supplied by Daikin)

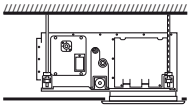

For direct connection to Daikin panel (via EKBYBSD kit)

- Standard built-in drain pump with 625mm lift increases flexibility and installation speed

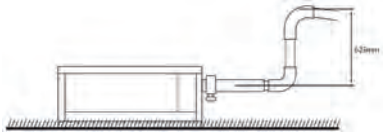

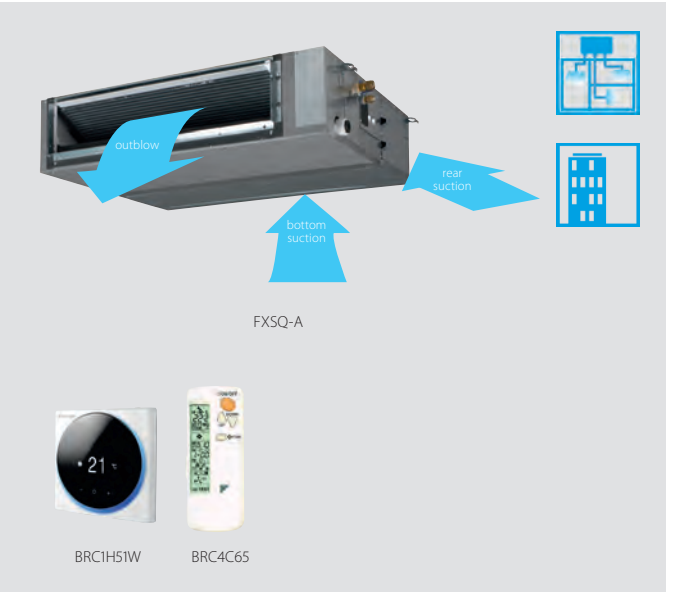

FXSQ-A

BRC1H51W

BRC4C65

NEW Multizoning kit

Automatic Airflow Adjustment function

Automatically selects the most appropriate fan curve to achieve the units' nominal air flow within ±10%

Why?

After installation the real ducting will frequently differ from the initially calculated air flow resistance ✳ the real air flow may be much lower or higher than nominal , leading to a lack of capacity or uncomfortable air temperature

Automatic Airflow Adjustment function will adapt the unit's fan speed to any ducting automatically(10 or more fan curves are available on every model), making installation much faster

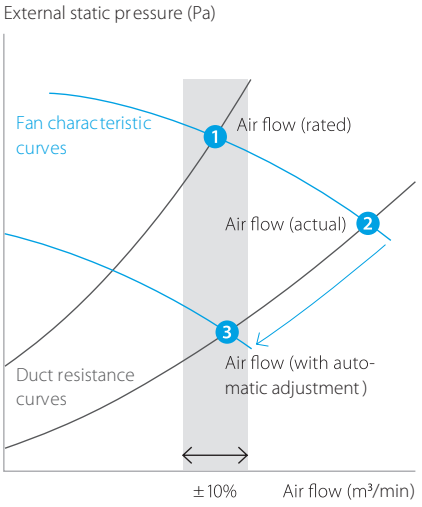

Indoor unit				FXSQ	15A	20A	25A	32A	40A	50A	63A	80A	100A	125A	140A
Cooling capacity	Nom.			kW	1.70	2.20	2.80	3.60	4.50	5.60	7.10	9.00	11.2	14.0	16.0
Heating capacity	Nom.			kW	1.90	2.50	3.20	4.00	5.00	6.30	8.00	10.0	12.5	16.0	18.0
Power input - 50Hz	Cooling	Nom.		kW	0.090			0.096	0.151	0.154	0.188	0.213	0.290	0.331	0.386
	Heating	Nom.		kW	0.086			0.092	0.147	0.150	0.183	0.209	0.285	0.326	0.382
Dimensions	Unit	HeightxWidthxDepth		mm	245x550x800				245x700x800		245x1,000x800		245x1,400x800		245x1,550x800
Weight	Unit			kg	23.5			24.0	28.5	29.0	35.5	36.5	46.0	47.0	51.0
Casing	Material				Galvanised steel plate										
Fan	Air flow rate - 50Hz	Cooling	Low/High	m^3/min	6.5/8.7	6.5/9.0		7.0/9.5	11.0/15.0	11.0/15.2	15.0/21.0	16.0/23.0	23.0/32.0	26.0/36.0	28.0/39.0
		Heating	Low/High	m^3/min	6.5/8.7	6.5/9.0		7.0/9.5	11.0/15.0	11.0/15.2	15.0/21.0	16.0/23.0	23.0/32.0	26.0/36.0	28.0/39.0
	External static pressure - 50Hz	Nom./High		Pa	30/150							40/150		50/150	
Air filter	Type				Resin net										
Sound power level	Cooling	High		dBA	54			55	60		59	61		64	
Sound pressure level	Cooling	Low/Nom./High		dBA	25.0/28.0/29.5	25.0/28.0/30.0		26.0/29.0/31.0	29.0/32.0/35.0		27.0/30.0/33.0	29.0/32.0/35.0	31.0/34.0/36.0	33.0/36.0/39.0	34.0/38.0/41.5
	Heating	Low/Nom./High		dBA	26.0/29.0/31.5	26.0/29.0/32.0		27.0/30.0/33.0	29.0/34.0/37.0		28.0/32.0/35.0	30.0/34.0/37.0	31.0/34.0/37.0	33.0/37.0/40.0	34.0/38.5/42.0
Refrigerant	Type/GWP				R-410A/2,087.5										
Piping connections	Liquid	OD		mm	6,35						9,52				
	Gas	OD		mm	12.7						15.9				
	Drain				VP20 (I.D. 20/O.D. 26), drain height 625 mm										
Power supply	Phase/Frequency/Voltage			Hz/V	1~/50/60/220-240/220										
Current - 50Hz	Maximum fuse amps (MFA)			A	16										
Control systems	Infrared remote control				BRC4C65										
	Wired remote control				BRC1H51W/S/K / BRC1E53A/B/C / BRC1D52										
	Simplified wired remote control for hotel applications				BRC2E52C (heat recovery type) / BRC3E52C (heat pump type)										

Concealed ceiling unit with high ESP

Ideal for large sized spaces

- Possibility to change ESP via wired remote control allows optimisation of the supply air volume
- High external static pressure up to 200Pa facilitates extensive duct and grille network
- Discretely concealed in the wall: only the suction and discharge grilles are visible
- Reduced energy consumption thanks to specially developed DC fan motor
- Fresh air intake integrated in the same system thus reducing installation cost as no additional ventilation device is required

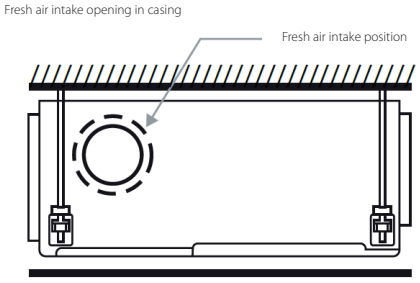

* Brings in up to 10% of fresh air into the room

- Flexible installation, as the air suction direction can be altered from rear to bottom suction

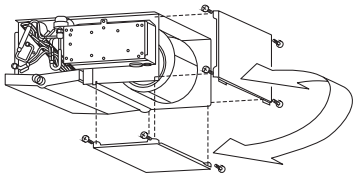

- Standard built-in drain pump with 625mm lift increases flexibility and installation speed

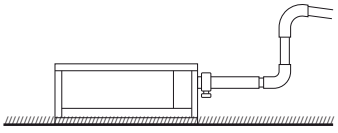

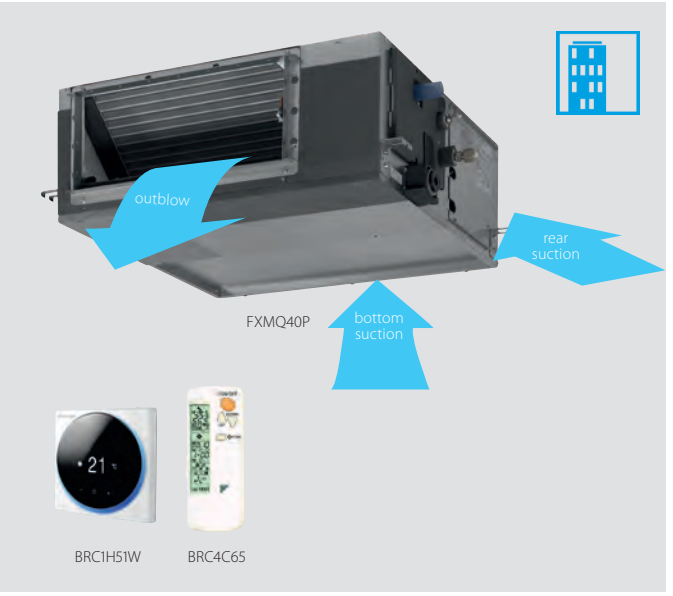

USP: FXMQ-MB: ESP up to 270

- High external static pressure up to 270Pa facilitates extensive duct and grille network
- Discretely concealed in the wall: only the suction and discharge grilles are visible
- Large capacity unit: up to 31.5 kW heating capacity
- Reduced energy consumption thanks to specially developed DC fan motor

Automatic Airflow Adjustment function

Automatically selects the most appropriate fan curve to achieve the units' nominal air flow within ±10%

Why?

After installation the real ducting will frequently differ from the initially calculated air flow resistance ✳ the real air flow may be much lower or higher than nominal , leading to a lack of capacity or uncomfortable air temperature

Automatic Airflow Adjustment function will adapt the unit's fan speed to any ducting automatically(10 or more fan curves are available on every model), making installation much faster

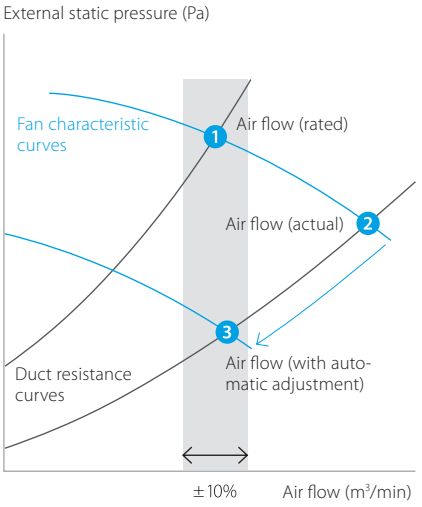

Indoor unit				FXMQ	50P7	63P7	80P7	100P7	125P7	200MB	250MB
Cooling capacity	Nom.			kW	5.6	7.1	9.0	11.2	14.0	-	
Heating capacity	Nom.			kW	6.3	8.0	10.0	12.5	16.0	-	
Power input - 50Hz	Cooling	Nom.		kW	0.110	0.120	0.171	0.176	0.241	0.895	1.185
	Heating	Nom.		kW	0.098	0.108	0.159	0.164	0.229	0.895	1.185
Required ceiling void >				mm	350					-	
Dimensions	Unit	HeightxWidthxDepth		mm	300x1,000x700			300x1,400x700		470x1,380x1,100	
Weight	Unit			kg	35			46		132	
Casing	Material				Galvanised steel plate						
Decoration panel	Model				BYBS71DJW1			BYBS125DJW1		-	
	Colour				White (10Y9/0.5)					-	
	Dimensions	HeightxWidthxDepth		mm	55x1,100x500			55x1,500x500		-x-x-	
	Weight			kg	4.5			6.5		-	
Fan	Air flow rate - 50Hz	Cooling	Low/High	m^3/min	15.0/18.0	16.0/19.5	20.0/25.0	23.0/32.0	28.0/39.0	50/58	62/72
		Heating	Low/High	m^3/min	15.0/18.0	16.0/19.5	20.0/25.0	23.0/32.0	28.0/39.0	-/-	
	External static pressure - 50Hz	Nom./High		Pa	100/200					160/270	170/270
Air filter	Type				Resin net					-	
Sound power level	Cooling	High		dBA	61	64	67	65	70	-	
Sound pressure level	Cooling	Low/High		dBA	37/41	38/42	39/43		40/44	45/48	
	Heating	Low/High		dBA	37/41	38/42	39/43		40/44	-/-	
Refrigerant	Type/GWP				R-410A/2,087.5						
Piping connections	Liquid	OD		mm	6,35	9,52				9.52	
	Gas	OD		mm	12.7	15.9				19.1	22.2
	Drain				VP25 (I.D. 25/O.D. 32)					PS1B	
Power supply	Phase/Frequency/Voltage			Hz/V	1~/50/60/220-240/220					1~/50/220-240	
Current - 50Hz	Maximum fuse amps (MFA)			A	16						
Control systems	Infrared remote control				BRC4C65						
	Wired remote control				BRC1H51W/S/K / BRC1E53A/B/C / BRC1D52						
	Simplified wired remote control for hotel applications				BRC2E52C (heat recovery type) / BRC3E52C (heat pump type)						

Wall mounted unit

For rooms with no false ceilings nor free floor space

- Flat, stylish front panel blends easily within any interior décor and is easier to clean
- Can easily be installed in both new and refurbishment projects
- Reduced energy consumption thanks to specially developed DC fan motor
- The air is comfortably spread up- and downwards thanks to 5 different discharge angles that can be programmed via the remote control
- Maintenance operations can be performed easily from the front of the unit

New design

Indoor unit				FXAQ	15A	20A	25A	32A	40A	50A	63A
Cooling capacity	Nom.			kW	1.7	2.2	2.8	3.6	4.5	5.6	7.1
Heating capacity	Nom.			kW	1.9	2.5	3.2	4.0	5.0	6.3	8.0
Power input - 50Hz	Cooling	Nom.		kW	-						
	Heating	Nom.		kW	-						
Dimensions	Unit	HeightxWidthxDepth		mm	290x795x264				290x1,050x264		
Weight	Unit			kg	11.5				14.5		
Fan	Air flow rate - 50Hz	Cooling	Low/High	m^3/min	4.5/7.0	4.5/7.5	5/8	5.5/8.5	9/12	12/15	14/19
Air filter	Type				Washable resin net						
Sound power level	Cooling	High		dBA	-						
Sound pressure level	Cooling	Low/High		dBA	-						
Refrigerant	Type/GWP				R-410A/2,087.5						
Piping connections	Liquid	OD		mm	6.35				9.52		
	Gas	OD		mm	12.7				15.9		
	Drain				VP13 (I.D. 13/O.D. 18)						
Power supply	Phase/Frequency/Voltage			Hz/V	1~/50/220-240						
Current - 50Hz	Maximum fuse amps (MFA)			A	-						
Control systems	Infrared remote control				BRC7EB518						
	Wired remote control				BRC1H51W/S/K / BRC1E53A/B/C / BRC1D52						
	Simplified wired remote control for hotel applications				BRC2E52C (heat recovery type) / BRC3E52C (heat pump type)						

*Note: blue cells contain preliminary data

Ceiling suspended unit

For wide rooms with no false ceilings nor free floor space

› Ideal for comfortable air flow in wide rooms thanks to Coanda effect: up to 100° discharge angle

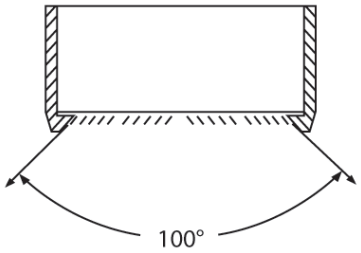

› Even rooms with ceilings up to 3.8m can be heated up or cooled down very easily without capacity loss
› Can easily be installed in both new and refurbishment projects
› Can easily be mounted in corners and narrow spaces, as it only needs 30mm lateral service space

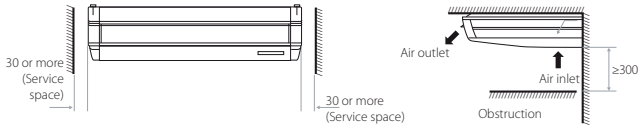

› Fresh air intake integrated in the same system thus reducing installation cost as no additional ventilation device is required

Fresh air intake opening in casing

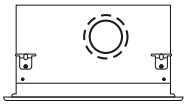

* Brings in up to 10% of fresh air into the room

› Reduced energy consumption thanks to specially developed DC fan motor and drain pump
› Stylish unit blends easily with any interior. The flaps close entirely when the unit is not operating and there are no air intake grilles visible

Indoor unit				FXHQ	32A	63A	100A
Cooling capacity	Nom.			kW	3.6	7.1	11.2
Heating capacity	Nom.			kW	4.0	8.0	12.5
Power input - 50Hz	Cooling	Nom.		kW	0.107	0.111	0.237
	Heating	Nom.		kW	0.107	0.111	0.237
Dimensions	Unit	Height		mm		235	
		Width		mm	960	1,270	1,590
		Depth		mm		690	
Weight	Unit			kg	24	33	39
Casing	Colour					Fresh White	
	Material					Resin	
Fan-Air flow rate - 50Hz	Cooling	High/Nom./Low		m^3/min	14.0/12.0/10.0	20.0/17.0/14.0	29.5/24.0/19.0
	Heating	High/Nom./Low		m^3/min	14.0/12.0/10.0	20.0/17.0/14.0	29.5/24.0/19.0
Air filter	Type					Resin net with mold resistance	
Sound power level	Cooling	Nom.		dBA		-	
Sound pressure level	Cooling	High/Nom./Low		dBA	36.0/34.0/31.0	37.0/35.0/34.0	44.0/37.0/34.0
	Heating	High/Nom./Low		dBA	36.0/34.0/31.0	37.0/35.0/34.0	44.0/37.0/34.0
Refrigerant	Type					R-410A	
	GWP					2,087.5	
Piping connections	Liquid	OD		mm	6.35	9.52	
	Gas	OD		mm	12.7	15.9	
	Drain					VP20 (I.D. 20/O.D. 26)	
Power supply	Phase/Frequency/Voltage			Hz/V		1~/50/220-240	
Current - 50Hz	Maximum fuse amps (MFA)			A		16	
Control systems	Infrared remote control					BRC7G53	
	Wired remote control					BRC1H51W/S/K / BRC1E53A/B/C / BRC1D52	
	Simplified wired remote control for hotel applications					BRC2E52C (heat recovery type) / BRC3E52C (heat pump type)	

4-way blow ceiling suspended unit

Unique Daikin unit for high rooms with no false ceilings nor free floor space

- Even rooms with ceilings up to 3.5m can be heated up or cooled down very easily without capacity loss
- Can easily be installed in both new and refurbishment projects
- Individual flap control: flexibility to suit every room layout without changing the location of the unit!

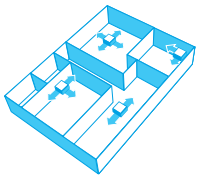

- Reduced energy consumption thanks to specially developed small tube heat exchanger, DC fan motor and drain pump
- Stylish unit blends easily with any interior. The flaps close entirely when the unit is not operating and there are no air intake grilles visible
- Optimum comfort guaranteed with automatic air flow adjustment to the required load
- 5 different discharge angles between 0 and 60°can be programmed via the remote control

- Standard drain pump with 500mm lift increases flexibility and installation speed

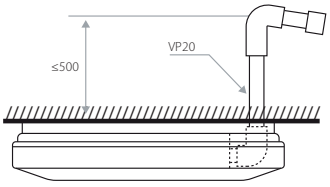

Indoor unit				FXUQ	71A	100A
Cooling capacity	Nom.			kW	8.0	11.2
Heating capacity	Nom.			kW	9.0	12.5
Power input - 50Hz	Cooling	Nom.		kW	0.090	0.200
	Heating	Nom.		kW	0.073	0.179
Dimensions	Unit	Height		mm	198	
		Width		mm	950	
		Depth		mm	950	
Weight	Unit			kg	26	27
Casing	Colour				Fresh White	
	Material				Resin	
Fan-Air flow rate	Cooling	High/Nom./Low		m^3/min	22.5/19.5/16.0	31.0/26.0/21.0
- 50Hz	Heating	High/Nom./Low		m^3/min	22.5/19.5/16.0	31.0/26.0/21.0
Air filter	Type				Resin net with mold resistance	
Sound power level	Cooling	Nom.		dBA	-	
Sound pressure	Cooling	High/Nom./Low		dBA	40.0/38.0/36.0	47.0/44.0/40.0
level	Heating	High/Nom./Low		dBA	40.0/38.0/36.0	47.0/44.0/40.0
Refrigerant	Type				R-410A	
	GWP				2,087.5	
Piping connections	Liquid	OD		mm	9.52	
	Gas	OD		mm	15.9	
	Drain				I.D. 20/O.D. 26	
Power supply	Phase/Frequency/Voltage			Hz/V	1~/50/60/220-240/220-230	
Current - 50Hz	Maximum fuse amps (MFA)			A	16	
Control systems	Infrared remote control				BRC7C58	
	Wired remote control				BRC1H51W/S/K / BRC1E53A/B/C / BRC1D52	
	Simplified wired remote control for hotel applications				BRC2E52C (heat recovery type) / BRC3E52C (heat pump type)	

Concealed floor standing unit

Designed to be concealed in walls

› Discretely concealed in the wall: only the suction and discharge grilles are visible
› Requires very little installation space as the depth is only 200mm



› Its low height (620 mm) enables the unit to fit perfectly beneath a window
› High ESP allows flexible installation



FXNQ-A

BRC1H51W

BRC4C65

Indoor unit				FXNQ	20A	25A	32A	40A	50A	63A
Cooling capacity	Nom.			kW	2.20	2.80	3.60	4.50	5.60	7.10
Heating capacity	Nom.			kW	2.50	3.20	4.00	5.00	6.30	8.00
Power input - 50Hz	Cooling	Nom.		kW	0.071			0.078	0.099	0.110
	Heating	Nom.		kW	0.068			0.075	0.096	0.107
Dimensions	Unit	HeightxWidthxDepth		mm	620 / 720 x790x200			620 / 720 x990x200		620 / 720 x1,190x200
Weight	Unit			kg	23.5			27.5		32.0
Casing	Material				Galvanised steel plate					
Fan	Air flow rate - 50Hz	Cooling	Low/High	m^3/min	6.4/8.0			8.5/10.5	10.0/12.5	13.0/16.5
		Heating	Low/High	m^3/min	6.4/8.0			8.5/10.5	10.0/12.5	13.0/16.5
	External static pressure - 50Hz	Nom./High		Pa	10/41.0		10/42.0	15/52.0	15/59.0	15/55.0
Air filter	Type				Resin net					
Sound power level	Cooling	High		dBA	51			52	53	54
Sound pressure level	Cooling	Low/Nom./High		dBA	27.0/28.5/30.0			28.0/30.0/32.0	29.0/31.0/33.0	32.0/33.0/35.0
	Heating	Low/Nom./High		dBA	27.0/28.5/30.0			28.0/30.0/32.0	29.0/31.0/33.0	32.0/33.0/35.0
Refrigerant	Type/GWP				R-410A/2,087.5					
Piping connections	Liquid	OD		mm	6,35					9,52
	Gas	OD		mm	12.7					15.9
	Drain				VP20 (I.D. 20/O.D. 26)					
Power supply	Phase/Frequency/Voltage			Hz/V	1~/50/60/220-240/220					
Current - 50Hz	Maximum fuse amps (MFA)			A	16					
Control systems	Infrared remote control				BRC4C65					
	Wired remote control				BRC1H51W/S/K / BRC1E53A/B/C / BRC1D52					
	Simplified wired remote control for hotel applications				BRC2E52C (heat recovery type) / BRC3E52C (heat pump type)					

Floor standing unit

For perimeter zone air conditioning

- Unit can be installed as free standing model by use of optional back plate
- Its low height enables the unit to fit perfectly beneath a window
- Stylish modern casing finished in pure white (RAL9010) and iron grey (RAL7011) blends easily with any interior
- Requires very little installation space

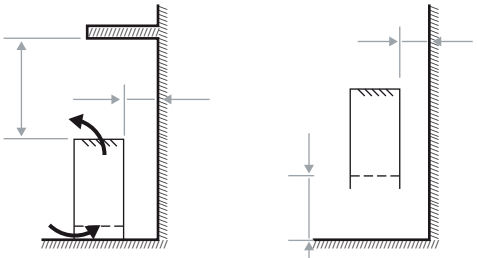

Floor standing Wall mounted

- Wall mounted installation facilitates cleaning beneath the unit where dust tends to accumulate

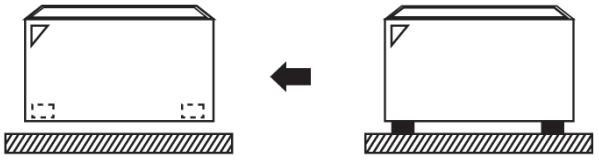

- Wired remote control can easily be integrated in the unit

FXLQ20,25P

BRC1H51W

BRC4C65

Indoor unit				FXLQ	20P	25P	32P	40P	50P	63P
Cooling capacity	Nom.			kW	2.2	2.8	3.6	4.5	5.6	7.1
Heating capacity	Nom.			kW	2.5	3.2	4.0	5.0	6.3	8.000
Power input - 50Hz	Cooling	Nom.		kW	0.049		0.090		0.110	
	Heating	Nom.		kW	0.049		0.090		0.110	
Dimensions	Unit	Height		mm	600					
		Width		mm	1,000		1,140		1,420	
		Depth		mm	232					
Weight	Unit			kg	27		32		38	
Casing	Colour				Fresh white (RAL9010) / Dark grey (RAL7011)					
Fan-Air flow rate - 50Hz	Cooling	High/Low		m^3/min	7/6		8/6	11/8.5	14/11	16/12
Air filter	Type				Resin net					
Sound power level	Cooling	Nom.		dBA	-					
Sound pressure level	Cooling	High/Low		dBA	35/32			38/33	39/34	40/35
	Heating	High/Low		dBA	35/32			38/33	39/34	40/35
Refrigerant	Type				R-410A					
	GWP				2,087.5					
Piping connections	Liquid	OD		mm	6.35					9.52
	Gas	OD		mm	12.7					15.9
	Drain				O.D. 21 (Vinyl chloride)					
Power supply	Phase/Frequency/Voltage			Hz/V	1~/50/60/220-240/220					
Current - 50Hz	Maximum fuse amps (MFA)			A	15					
Control systems	Infrared remote control				BRC4C65					
	Wired remote control				BRC1H51W/S/K / BRC1E53A/B/C / BRC1D52					
	Simplified wired remote control for hotel applications				BRC2E52C (heat recovery type) / BRC3E52C (heat pump type)					

Low temperature hydrobox for VRV

For high efficiency space heating and cooling

- Air to water connection to VRV for applications such as underfloor, air handling units, low temperature radiators, …
- Leaving water temperature range from 5°C to 45°C without electric heater
- Super wide operating range for hot/cold water production from -20 to +43°C ambient outdoor temperature
- Saves time on system design as all water-side components are fully integrated with direct control over leaving water temperature
- Space saving contemporary wall hung design
- No gas connection or oil tank needed
- Connectable to VRV IV heat pump and heat recovery

HXY-A8

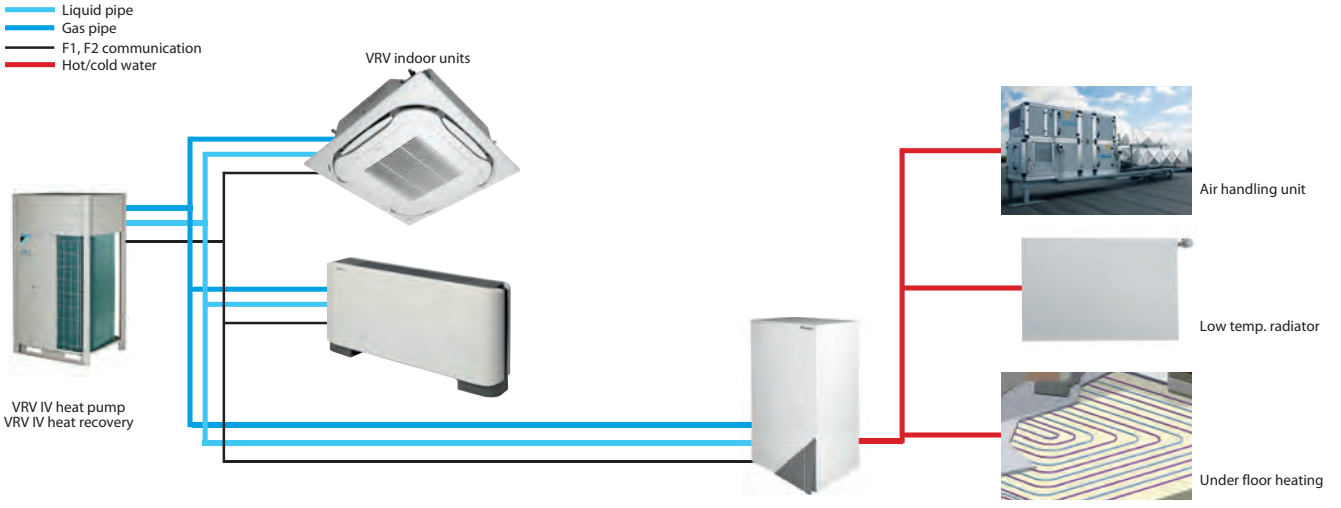

Indoor Unit				HXY	080A8	125A8
Cooling capacity	Nom.			kW	8.0 (1)	12.5 (1)
Heating capacity	Nom.			kW	9.00 (2)	14.00 (2)
Dimensions	Unit	HeightxWidthxDepth		mm	890x480x344	
Weight	Unit			kg	44	
Casing	Colour				White	
	Material				Precoated sheet metal	
Sound pressure level	Nom.			dBA	-	
Operation range	Heating	Ambient	Min.~Max.	°C	-20~24	
		Water side	Min.~Max.	°C	25~45	
	Domestic hot water	Ambient	Min.~Max.	°CDB	-~-	
		Water side	Min.~Max.	°C	-~-	
Refrigerant	Type				R-410A	
	GWP				2,087.5	
Refrigerant circuit	Gas side diameter			mm	15.9	
	Liquid side diameter			mm	9.5	
Water circuit	Piping connections diameter			inch	G 1"1/4 (female)	
Power supply	Phase/Frequency/Voltage			Hz/V	1~/50/220-240	
Current	Recommended fuses			A	6~16	

(1) Tamb 35°C - LWE 18°C (DT=5°C) (2) DB/WB 7°C/6°C - LWC 35°C (DT=5°C) (3) Flow switch setting

High temperature hydrobox for VRV

For efficient hot water production and space heating

- Air to water connection to VRV for applications such as bathrooms, sinks, underfloor heating, radiators and air handling units
- Leaving water temperature range from 25 to 80°C without electric heater
- „Free" heating and hot water production provided by transferring heat from areas requiring cooling to areas requiring heating or hot water
- Uses heat pump technology to produce hot water efficiently, providing up to 17% savings compared to a gas boiler
- Possibility to connect thermal solar collectors to the domestic hot water tank
- Super wide operating range for hot water production from -20 to +43°C ambient outdoor temperature
- Saves time on system design as all water-side components are fully integrated with direct control over leaving water temperature
- Various control possibilities with weather dependant set point or thermostat control
- The indoor unit and domestic hot water tank can be stacked to save space, or installed next to each other, if only limited height is available
- No gas connection or oil tank needed
- Connectable to VRV IV heat recovery

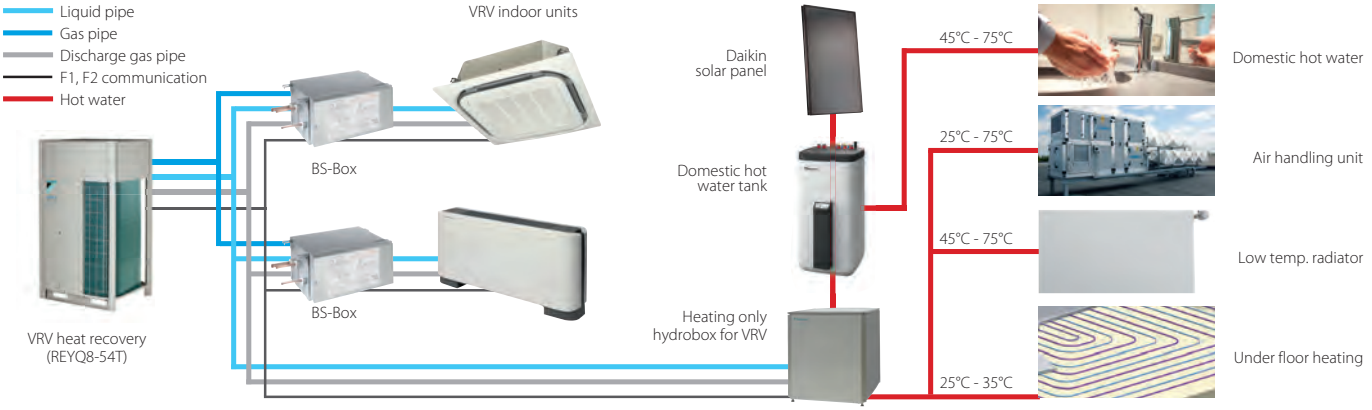

NEW

Indoor Unit				HXHD	125A8	200A8
Heating capacity	Nom.			kW	14.0	22.4
Casing	Colour				Metallic grey	
	Material				Precoated sheet metal	
Dimensions	Unit	HeightxWidthxDepth		mm	705x600x695	
Weight	Unit			kg	92	147
Operation range	Heating	Ambient	Min.~Max.	°C	-20~20 / 24 (1)	
		Water side	Min.~Max.	°C	25~80	
	Domestic hot water	Ambient	Min.~Max.	°CDB	-20~43	
		Water side	Min.~Max.	°C	45~75	
Refrigerant	Type				R-134a	
	Charge			kg	2	2.6
				TCO_2eq	2.9	3.7
	GWP				1,430.0	
Sound power level	Nom.			dBA	55 (2)	-
Sound pressure level	Nom.			dBA	42 (2) / 43 (3)	46
	Night quiet mode	Level 1		dBA	38 (2)	45
Refrigerant circuit	Gas side diameter			mm	12.7	15.9
	Liquid side diameter			mm	9.52	
Water circuit	Piping connections diameter			inch	G 1" (female)	G 1"
	Heating water system	Water volume	Max.~Min.	l	200~20	400~20
Power supply	Phase/Frequency/Voltage			Hz/V	1~/50/220-240	
Current	Recommended fuses			A	20	-

(1) Field setting (2) Sound levels are measured at: EW 55°C; LW 65°C (3) Sound levels are measured at: EW 70°C; LW 80°C

EKHWP-B

Domestic hot water tank

Plastic domestic hot water tank with solar support

- Tank designed for connection with drainback thermal solar system
- Available in 300 and 500 liters
- Large hot water storage tank to provide domestic hot water at any time
- Heat loss is reduced to a minimum thanks to the high quality insulation
- Space heating support possible (500l tank only)

EKHWP300B EKHWP500B

Accessory			EKHWP	300B	500B
Casing	Colour			Traffic white (RAL9016) / Dark grey (RAL7011)	
	Material			Impact resistant polypropylene	
Dimensions	Unit	Width	mm	595	790
		Depth	mm	615	790
Weight	Unit	Empty	kg	58	82
Tank	Water volume		l	294	477
	Material			Polypropylen	
	Maximum water temperature		°C	85	
	Insulation	Heat loss	kWh/24h	1.5	1.7
	Energy efficiency class			B	
	Standing heat loss		W	64	72
	Storage volume		l	294	477
Heat exchanger	Domestic hot water	Quantity		1	
		Tube material		Stainless steel (DIN 1.4404)	
		Face area	m^2	5.600	5.800
		Internal coil volume	l	27.1	28.1
		Operating pressure	bar	6	
		Average specifc thermal output	W/K	2,790	2,825
	Charging	Quantity		1	
		Tube material		Stainless steel (DIN 1.4404)	
		Face area	m^2	3	4
		Internal coil volume	l	13	18
		Operating pressure	bar	3	
		Average specifc thermal output	W/K	1,300	1,800
	Auxiliary solar heating	Tube material		-	Stainless steel (DIN 1.4404)
		Face area	m^2	-	1
		Internal coil volume	l	-	4
		Operating pressure	bar	-	3
		Average specifc thermal output	W/K	-	280

EKHWP-PB

Domestic hot water tank

Pressureless domestic hot water tank with solar support

- Tank designed for connection with pressurised thermal solar system
- Available in 300 and 500 liters
- Large hot water storage tank to provide domestic hot water at any time
- Heat loss is reduced to a minimum thanks to the high quality insulation
- Space heating support possible (500l tank only)

EKHWP300PB EKHWP500PB

Accessory			EKHWP	300PB	500PB
Casing	Colour			Traffic white (RAL9016) / Dark grey (RAL7011)	
	Material			Impact resistant polypropylene	
Dimensions	Unit	Width	mm	595	790
		Depth	mm	615	790
Weight	Unit	Empty	kg	58	89
Tank	Water volume		l	294	477
	Material			Polypropylen	
	Maximum water temperature		°C	85	
	Insulation	Heat loss	kWh/24h	1.5	1.7
	Energy efficiency class			B	
	Standing heat loss		W	64	72
	Storage volume		l	294	477
Heat exchanger	Domestic hot water	Quantity		1	
		Tube material		Stainless steel (DIN 1.4404)	
		Face area	m^2	5.600	5.900
		Internal coil volume	l	27.1	28.1
		Operating pressure	bar	6	
		Average specifc thermal output	W/K	2,790	2,825
	Charging	Quantity		1	
		Tube material		Stainless steel (DIN 1.4404)	
		Face area	m^2	3	4
		Internal coil volume	l	13	18
		Operating pressure	bar	3	
		Average specifc thermal output	W/K	1,300	1,800
	Pressurised solar	Average specifc thermal output	W/K	390.00	840.00
	Auxiliary solar heating	Tube material		-	Stainless steel (DIN 1.4404)
		Face area	m^2	-	1
		Internal coil volume	l	-	4
		Operating pressure	bar	-	3
		Average specifc thermal output	W/K	-	280

Solar collector

Thermal solar collector for hot water production

- Solar collectors can produce up to 70% of the energy needed for hot water production - a major cost saving
- Horizontal and vertical solar collector for domestic hot water production
- High efficiency collectors transfer all the short-wave solar radiation into heat as a result of their highly selective coating
- Easy to install on roof tiles



Accessory			EKSV/EKSH	21P	26P	
Mounting				Vertical		Horizontal
Dimensions	Unit	HeightxWidthxDepth	mm	1,006x85x2,000		2,000x85x1,300
Weight	Unit		kg	33	42	
Volume			l	1.3	1.7	2.1
Surface	Outer		m^2	2.01	2.60	
	Aperture		m^2	1.800	2.360	
	Absorber		m^2	1.79	2.35	
Coating				Micro-therm (absorption max. 96%, Emission ca. 5% +/-2%)		
Absorber				Harp-shaped copper pipe register with laser-welded highly selective coated aluminium plate		
Glazing				Single pane safety glass, transmission +/- 92%		
Allowed roof angle	Min.~Max.		°	15~80		
Operating pressure	Max.		bar	6		
Stand still temperature	Max.		°C	192		
Thermal performance	collector efficiency (ηcol)		%	61		
	Zero loss collector efficiency η0		%	0.781	0.784	
	Heat loss coefficient a1		$W/m^2.K$	4.240	4.250	
	Temperature dependence of the heat loss coefficient a2		$W/m^2.K^2$	0.006	0.007	
	Thermal capacity		kJ/K	4.9	6.5	
Auxiliary	Solpump		W	-		
	Solstandby		W	-		
	Annual auxiliary electricity consumption Qaux		kWh	-		

EKSRDS2A/EKSRPS4A

Pump station

- Save energy and reduce CO_2 emissions with a solar system for domestic hot water production
- Pump station connectable to unpressurised solar system
- Pump station and control provide the transfer of solar heat to the domestic hot water tank

EKSRPS4A

Accessory			EKSRPS4A/EKSRDS2A	4A	2A
Mounting				On side of tank	On wall
Dimensions	Unit	HeightxWidthxDepth	mm	815x142x230	410x314x154
Weight	Unit		kg	6	
Operation range	Ambient temperature	Min.~Max.	°C	5~40	0~40
Operating pressure	Max.		bar	-	6
Stand still temperature	Max.		°C	85	120
Thermal performance	collector efficiency (ηcol)		%	-	
	Zero loss collector efficiency η0		%	-	
Control	Type			Digital temperature difference controller with plain text display	
	Power consumption		W	2	5
Power supply	Phase/Frequency/Voltage		Hz/V	1~/50/230	/50/230
Sensor	Solar panel temperature sensor			Pt1000	
	Storage tank sensor			PTC	-
	Return flow sensor			PTC	-
	Feed temperature and flow sensor			Voltage signal (3.5V DC)	-
Power supply intake				Indoor unit	
Auxiliary	Solpump		W	30	23
	Solstandby		W	2.00	5.00
	Annual auxiliary electricity consumption Qaux		kWh	78	89

Options & accessories - VRV outdoor

		VRV IV Heat Recovery				
		REYQ 8~12T	REYQ 14~20T	REMQ5T	2-module systems	3-module systems
Kits	**Multi-module connection kit (obligatory)** - Connects multiple modules into a single refrigerant system				BHFQ23P907	BHFQ23P1357
Kits	**Extended level difference kit** - Allows outdoor unit to be more than 50m above indoor units	Special order unit				
Kits	**Central drain pan kit** - Installs onto the underside of the outdoor unit and collects drain water from all bottom plate outlets into a single outlet. In cold areas should be heated by a field-supplied heater to prevent drain water from freezing in the drain pan.					
Kits	**Heater tape kit** - Optional electrical heater to guarantee trouble-free operation in extremely cold and humid climates (one per outdoor unit needed)	EKBPH012T + EKBHPCBT	EKBPH020T + EKBHPCBT	EKBPH012T + EKBHPCBT		
Kits	**BHGP26A1** Digital pressure gauge kit – displays current condensing and evaporating pressures in the system as Standard, or expansion valve positions and temperature sensor data in a special service mode. Connect to the outdoor unit PCB, for installation in the outdoor unit.	●	●	●	1 kit per system	1 kit per system
Adapters	**External control adapter for outdoor unit** - Allows to activate Low Noise Operation and three levels of demand control, limiting power consumption via external dry contacts. Connects to the F1/F2 communication line and requires power supply from an indoor unit*, BSVQ box, or VRV-WIII outdoor unit.	DTA104A53/61/62 For installation into an indoor unit: exact adapter type depends on type of indoor unit. For 14-20 HP the demand PCB mouting plate is required. See Options & Accessories of indoor units				
Adapters	**KRC19-26A** Mechanical cool/heat selector – allows to switch an entire Heat Pump system, or one BS-box of a Heat Recovery system between cooling, heating and fan only. Connects to the A-B-C terminals of the outdoor unit / BS-box.					
Adapters	**EBRP2B** - Cool/heat selector PCB					
Adapters	**BRP2A81** Cool/heat selector PCB (required to connect KRC19-26A to VRV IV outdoor)					
Adapters	**KKSA26A560*** Cool/heat selector PCB mounting plate (only required when cool/heat selector PCB and Heater tape kit are combined)					
Others	**KJB111A** Installation box for remote cool/heat selector KRC19-26A					
Others	**EKCHSC** - Cool/heat selector cable					
Others	**EKPCCAB3** VRV configurator	●	●	●	●	●
Others	**KKSB2B61*** Demand PCB mounting plate. Needed to mount Demand PCB for one or more outdoor units.					
Others	**DTA109A51** DIII-net expander adapter	●	●	●	●	●
Others	**BPMKS967A2/A3** Branch provider (for connection of 2/3 RA indoor units)					
Others	**EKDK04** Drain plug kit					

		VRV IV S-series		
		RXYSCQ-T	RXYSQ4-6T8V	RXYSQ4-6T8Y
Kits	**Multi-module connection kit (obligatory)** - Connects multiple modules into a single refrigerant system			
Kits	**Extended level difference kit** - Allows outdoor unit to be more than 50m above indoor units			
Kits	**Central drain pan kit** - Installs onto the underside of the outdoor unit and collects drain water from all bottom plate outlets into a single outlet. In cold areas should be heated by a field-supplied heater to prevent drain water from freezing in the drain pan.			
Kits	**Heater tape kit** - Optional electrical heater to guarantee trouble-free operation in extremely cold and humid climates (one per outdoor unit needed)			
Kits	**BHGP26A1** Digital pressure gauge kit – displays current condensing and evaporating pressures in the system as Standard, or expansion valve positions and temperature sensor data in a special service mode. Connect to the outdoor unit PCB, for installation in the outdoor unit.			
Adapters	**External control adapter for outdoor unit** - Allows to activate Low Noise Operation and three levels of demand control, limiting power consumption via external dry contacts. Connects to the F1/F2 communication line and requires power supply from an indoor unit*, BSVQ box, or VRV-WIII outdoor unit.	DTA104A53/61/62 For installation into an indoor unit: exact adapter type depends on type of indoor unit. See Options & Accessories of indoor units		
Adapters	**KRC19-26A** Mechanical cool/heat selector – allows to switch an entire Heat Pump system, or one BS-box of a Heat Recovery system between cooling, heating and fan only. Connects to the A-B-C terminals of the outdoor unit / BS-box.		●	●
Adapters	**EBRP2B** - Cool/heat selector PCB (Required to connect KRC19-26A)		●	
Adapters	**BRP2A81** Cool/heat selector PCB (required to connect KRC19-26A to VRV IV outdoor)			
Adapters	**KKSA26A560*** Cool/heat selector PCB mounting plate (only required when cool/heat selector PCB and Heater tape kit are combined)			
Others	**KJB111A** Installation box for remote cool/heat selector KRC19-26A		●	●
Others	**EKCHSC** - Cool/heat selector cable (Required to connect KRC19-26A)			●
Others	**EKPCCAB3** VRV configurator	●	●	●
Others	**KKSB2B61*** Demand PCB mounting plate. Needed to mount Demand PCB for one or more outdoor units.			
Others	**DTA109A51** DIII-net expander adapter			
Others	**BPMKS967A2/A3** Branch provider (for connection of 2/3 RA indoor units)	●	●	●
Others	**EKDK04** Drain plug kit		●	●

VRV IV with continuous heating						VRV IV without continuous heating			
RYYQ8-12T (8)	RYYQ14-20T	RYMQ8-12T	RYMQ14-20T	2-module systems	3-module systems	RXYQ8-12T 8	RXYQ14-20T	2-module systems	3-module systems
				BHFQ22P1007	BHFQ22P1517			BHFQ22P1007	BHFQ22P1517
EKBPH012T + EKBPHPCBT	EKBPH020T + EKBPHPCBT	EKBPH012T + EKBPHPCBT	EKBPH020T + EKBPHPCBT			EKBPH012T + EKBPHPCBT	EKBPH020T + EKBPHPCBT		
•	•	•	•	1 kit per system	1 kit per system	•	•	1 kit per system	1 kit per system
DTA104A53/61/62 For installation into an indoor unit: exact adapter type depends on type of indoor unit. For 14-20 HP the demand PCB mouting plate is required. See Options & Accessories of indoor units									
•	•	•	•	1 kit per system	1 kit per system	•	•	1 kit per system	1 kit per system
•	•	•	•	1 kit per system	1 kit per system	•	•	1 kit per system	1 kit per system
	•		•	1 kit per system	1 kit per system		•	1 kit per system	1 kit per system
•	•	•	•	1 kit per system	1 kit per system	•	•	1 kit per system	1 kit per system
•	•	•	•	•	•	•	•	•	•
	•		•				•		
•	•	•	•	•	•	•	•	•	•
•	•					•	•		

	VRV IV i-series SB.RKXYQ			
RXYSQ8-12TY1	RDXYQ5	RDXYQ8	RKXYQ5	RKXYQ8
	EKDPRH1RDX	EKDPRH1RDX		
DTA104A53/61/62 For installation into an indoor unit: exact adapter type depends on type of indoor unit. See Options & Accessories of indoor units				
			•	•
				•
			•	•
•			•	
•			•	•
•				

Options & accessories - VRV outdoor

		VRV IV-Q Heat Pump Replacement VRV				
		RQYQ 140P	RXYQQ8-12T	RXYQQ14-20T	2-module systems	3-module systems
Kits	**Multi-module connection kit (obligatory)** Connects multiple modules into a single refrigerant system				BHFQ22P1007	BHFQ22P1517
	Central drain pan kit - Installs onto the underside of the outdoor unit and collects drain water from all bottom plate outlets into a single outlet. In cold areas should be heated by a field-supplied heater to prevent drain water from freezing in the drain pan.	KWC26B160				
	Heater tape kit - Optional electrical heater to guarantee trouble-free operation in extremely cold and humid climates (one per outdoor unit needed)		EKBPH012T + EKBPHPCBT	EKBPH020T + EKBPHPCBT		
	BHGP26A1 Digital pressure gauge kit – displays current condensing and evaporating pressures in the system as Standard, or expansion valve positions and temperature sensor data in a special service mode. Connect to the outdoor unit PCB, for installation in the outdoor unit.	●	●	●	1 kit per system	1 kit per system
Adapters	**External control adapter for outdoor unit** - Allows to activate Low Noise Operation and three levels of demand control, limiting power consumption via external dry contacts. Connects to the F1/F2 communication line and requires power supply from an indoor unit*, BSVQ box, or VRV-WIII outdoor unit.	DTA104A53/61/62 For installation into an indoor unit: exact adapter type depends on type of indoor unit. For 14-20 HP the demand PCB mouting plate is required. See Options & Accessories of indoor units				
	KRC19-26A Mechanical cool/heat selector – allows to switch an entire Heat Pump system, or one BS-box of a Heat Recovery system between cooling, heating and fan only. Connects to the A-B-C terminals of the outdoor unit / BS-box.	●	●	●	1 kit per system	1 kit per system
	BRP2A81 Cool/heat selector PCB (required to connect KRC19-26A to VRV IV outdoor)		●	●	1 kit per system	1 kit per system
	KKSA26A560* - Cool/heat selector PCB mounting plate (only required when cool/heat selector PCB and Heater tape kit are combined)			●	1 kit per system	1 kit per system
Others	**KJB111A** Installation box for remote cool/heat selector KRC19-26A	●	●	●	1 kit per system	1 kit per system
	EKPCCAB3 VRV configurator		●	●	●	●
	KKSB2B61* Demand PCB mounting plate. Needed to mount Demand PCB for one or more outdoor units.			●		
	DTA109A51 DIII-net expander adapter	●	●	●	●	●

Refnets & branch selector boxes

		Refnet Joints				Refnet Headers	
		Capacity index < 200	Capacity index 200 ≤ x < 290	Capacity index 290 ≤ x < 640	Capacity index > 640	Capacity index < 290	Capacity index 290 ≤ x < 640
Refnets	Metric-size connections for heat pump systems (2-pipe)	KHRQM22M20T	KHRQM22M29T	KHRQM22M64T	KHRQM22M75T	KHRQM22M29H	KHRQM22M64H
	Imperial-size connections for heat recovery pump (2-pipe)	KHRQ22M20T	KHRQ22M29T9	KHRQ22M64T	KHRQ22M75T	KHRQ22M29H	KHRQ22M64H
	Metric-size connections for heat recovery systems (3-pipe)	KHRQM23M20T	KHRQM23M29T	KHRQM23M64T	KHRQM23M75T	KHRQM23M29H	KHRQM23M64H
	Imperial-size connections for heat recovery systems (3-pipe)	KHRQ23M20T	KHRQ23M29T9	KHRQ23M64T	KHRQ23M75T	KHRQ23M29H	KHRQ23M64H
Options for Branch selector boxes (BS box) (only for connection with VRV heat recovery system)	**EKBSVQLNP** Sound reduction kit (sound insulation)						
	KHFP26A100C Closed pipe kit						
	KHRP26A1250C Joint kit						
	Quiet kit						

VRV III-Q Heat Recovery Replacement VRV				VRV-W IV Water-cooled VRV				
					Heat Pump application		Heat Recovery application	
RQEQ 140~212	2-module systems	3-module systems	4-module systems	RWEYQ8-14T9	2-module systems	3-module systems	2-module systems	3-module systems
	BHFP26P36C	BHFP26P63C	BHFP26P84C		BHFQ22P1007	BHFQ22P1007 / BHFQ22P1517	BHFQ23P907	BHFQ23P907 / BHFQ23P1357
KWC26B160	1 kit per module	1 kit per module	1 kit per module					
•	1 kit per system	1 kit per system	1 kit per system					
DTA104A53/61/62 Installation in the RWEYQ outdoor unit possible. For installation in indoor units, use appropriate type (DTA104A53/61/62) for particular indoor unit. See Options & Accessories of indoor units								
				• (for H/P only)	1 kit per system	1 kit per system		
				• (for H/P only)	1 kit per system	1 kit per system		
				•	1 kit per system	1 kit per system		
				•	•	•	•	•
•	•	•	•	•	•	•	•	•

	Heat Recovery Branch Selector Boxes (BS-Boxes)						
Capacity index	1-port	4-port	6-port	8-port	10-port	12-port	16-port
> 640	BS1Q-A	BS4Q14AV1B	BS6Q14AV1B	BS8Q14AV1B	BS10Q14AV1B	BS12Q14AV1B	BS16Q14AV1B
KHRQM22M75H							
KHRQ22M75H							
KHRQM23M75H							
KHRQ23M75H							
	•						
		•	•	•	•	•	•
		•	•	•	•	•	•
		KDDN26A4	KDDN26A8	KDDN26A8	KDDN26A12	KDDN26A12	KDDN26A16

Options & accessories - VRV indoor

		Ceiling mounted cassette units				
		Round flow (800x800)	4-way (600x600)	2-way blow		
		FXFQ 20~125A	FXZQ 15~50A	FXCQ 20~40A	FXCQ 50~63A	FXCQ 80 ~125A
Panels	Decoration panel (obligatory for cassette units, optional for others, rear panel for FXLQ)	BYCQ140DG9 (self clean) (5)/(6) BYCQ140DGF9 (fine mesh) (5)/(6) BYCQ140DW (white) (3) BYCQ140D (Standard)	BYFQ60CW (white panel) BYFQ60CS (grey panel) BYFQ60B3 (Standard panel)	BYBCQ40H	BYBCQ63H	BYBCQ125H
	Panel spacer for reducing required installation height		KDBQ44B60 (Standard panel)			
	Sealing kit for 3- or 2-directional air discharge	KDBHQ55B140 (7)	BDBHQ44C60 (white & grey panel)			
	Sensor kit	BRYQ140A	BRYQ60AW (white panel) BRYQ60AS (grey panel)			
Individual control systems	Infrared remote control including receiver	BRC7FA532F	BRC7F530W (9) (10) (white panel) BRC7F530S (9) (10) (grey panel) BRC7EB530 (9) (10) (standard panel)	BRC7C52	BRC7C52	BRC7C52
	BRC1H51W (White) / **BRC1H51S** (Silver) / **BRC1H51K** (Black) User-friendly wired remote controller with premium design	•	•	•	•	•
	BRC1E53A/B/C Wired remote control with full-text interface and back-light	•	•	•	•	•
	BRC1D52 (4) Standard wired remote control with weekly timer	•	•	•	•	•
	BRC2E52C Simplified remote control (with operation mode button)	•	•	•	•	•
	BRC3E52C Simplified remote control (without operation mode button)	•	•	•	•	•
Centralised control systems	**DCC601A51** Intelligent Tablet Controller	•	•	•	•	•
	DCS601C51 (12) intelligent Touch Controller	•	•	•	•	•
	DCS302C51 (12) Central remote control	•	•	•	•	•
	DCS301B51 (12) (13) Unified ON/OFF control	•	•	•	•	•
	DST301B51 (12) Schedule timer	•	•	•	•	•
Building management system + standard protocol interface	**DCM601A51** Intelligent Touch Manager	•	•	•	•	•
	EKMBDXA DIII-net modbus interface	•	•	•	•	•
	KLIC-DI KNX interface	•	•	•	•	•
	DMS502A51 BACnet interface	•	•	•	•	•
	DMS504B51 LowWorks interface	•	•	•	•	•
Filters	Replacement long life filter, non-woven type	KAFP551K160	KAFQ441BA60	KAFP531B50	KAFP531B80	KAFP531B160
	Auto cleaning filter	see decoration panel				
Adapters	Wiring adapter for external monitoring/control via dry contacts and setpoint control via 0-140Ω	KRP4A53 (2)(7)	KRP4A53 (2)	KRP4A51	KRP4A51	KRP4A51
	Wiring adapter with 2 output signals (Compressor / Error, Fan output)	KRP1B57 (2)(7)	KRP1B57			
	Wiring adapter with 4 output signals (Compressor / Error, Fan, Aux. heater, Humidifier output)	EKRP1C11 (2)(7)	EKRP1B2	EKRP1B2	EKRP1B2	EKRP1B2
	Adapter for wiring (interlock for fresh air intake fan)					
	Wiring adapter for external central monitoring/control (controls 1 entire system)		KRP2A52	KRP2A51	KRP2A51	KRP2A51
	External control adapter for outdoor unit (installation on indoor unit)			DTA104A61	DTA104A61	DTA104A61
	Adapter for multi-tenant applications (24VAC PCB power supply interface)	DTA114A61	DTA114A61			
	Digital input adapter (2)/11	BRP7A53	BRP7A53	BRP7A51	BRP7A51	BRP7A51
	Installation box / Mounting plate for adapter PCBs (For units where there is no space in the switchbox)	KRP1H98 (7)	KRP1A101	KRP1C96	KRP1C96	KRP1C96
	External wired temperature sensor	KRCS01-4	KRCS01-4	KRCS01-4	KRCS01-4	KRCS01-4
	K.RSS External wireless temperature sensor	•	•	•	•	•
	Connector for forced-off contact	Standard	Standard	Standard	Standard	Standard
Others	Multi zoning kit					
	Drain pump kit	Standard	Standard	Standard	Standard	Standard
	Fresh air intake kit	KDDQ55B140-1 + KDDQ55B140-2 (7)(8)	KDDQ44XA60			
	Air discharge adapter for round duct					
	Filter chamber for bottom suction			KDDFP53B50	KDDFP53B80	KDDFP53B160

(1) pump station is necessary for this option
(2) Installation box is necessary for these adapters
(3) The BYCQ140D7W1W has white insulation. Be informed that formation of dirt on white insulation is visibly stronger and that it is consequently not advised to install the BYCQ140D7W1W decoration panel in environments exposed to concentrations of dirt"
(4) Not recommended because of the limitation of the functions
(5) To be able to control the BYCQ140D7GW1 the controller BRC1E is needed
(6) The BYCQ140DGW1 is not compatible with Multi and Split Non-Inverter Outdoor units
(7) Option not available in combination with BYCQ140D7GW1
(8) Both parts of the fresh air intake are needed for each unit
(9) Sensing function not available
(10) Independently controllable flaps function not available
(11) Only possible in combination with BRC1H* / BRC1/2/3E*
(12) When fixing box is required, use KJB212A, KJB311A or KJB411A depending on the size of the controller
(13) Option KEK26-1A (Noise filter) is required when installing DCS301B51

		Concealed ceiling units (duct units)						
Corner (1-way blow)		Small	Slim	Standard				
FXKQ 25~40MA	FXKQ 63MA	FXDQ 20~25 M9	FXDQ 15~63A	FXSQ 15~32A	FXSQ 40~50A	FXSQ 63~80A	FXSQ 100~125A	FXSQ 140A
BYK45F	BYK71F							
BRC4C61	BRC4C61	BRC4C62	BRC4C65	BRC4C65	BRC4C65	BRC4C65	BRC4C65	BRC4C65
•	•	•	•	•	•	•	•	•
•	•	•	•	•	•	•	•	•
•	•	•	•	•	•	•	•	•
•	•	•	•	•	•	•	•	•
•	•	•	•	•	•	•	•	•
•	•	•	•	•	•	•	•	•
•	•	•	•	•	•	•	•	•
•	•	•	•	•	•	•	•	•
•	•	•	•	•	•	•	•	•
•	•	•	•	•	•	•	•	•
•	•	•	•	•	•	•	•	•
•	•	•	•	•	•	•	•	•
•	•	•	•	•	•	•	•	•
KRP4A51	KRP4A51	KRP4A51	KRP4A54	KRP4A52(2)	KRP4A52(2)	KRP4A52(2)	KRP4A52(2)	KRP4A52(2)
KRP1B61	KRP1B61	EKRP1B2	KRP1B56	EKRP1B2(2)	EKRP1B2(2)	EKRP1B2(2)	EKRP1B2(2)	EKRP1B2(2)
KRP2A51	KRP2A51	KRP2A51	KRP2A53	KRP2A51(2)	KRP2A51(2)	KRP2A51(2)	KRP2A51(2)	KRP2A51(2)
DTA104A61	DTA104A61	DTA104A61	DTA104A53	DTA104A61	DTA104A61	DTA104A61	DTA104A61	DTA104A61
		EKMTAC	DTA114A61	DTA114A61	DTA114A61	DTA114A61	DTA114A61	DTA114A61
BRP7A51	BRP7A51	BRP7A54	BRP7A54	BRP7A51	BRP7A51	BRP7A51	BRP7A51	BRP7A51
			KRP1B101	KRP1BA101/ KRP1B100	KRP1BA101/ KRP1B100	KRP1BA101/ KRP1B100	KRP1BA101/ KRP1B100	KRP1BA101/ KRP1B100
KRCS01-1	KRCS01-1	KRCS01-1	KRCS01-4	KRCS01-4	KRCS01-4	KRCS01-4	KRCS01-4	KRCS01-4
•	•	•	•	•	•	•	•	•
Standard	Standard	Standard		Standard	Standard	Standard	Standard	Standard
Standard	Standard	KDAJ25K56	Standard	Standard	Standard	Standard	Standard	Standard
				KDAP25A36A	KDAP25A56A	KDAP25A71A	KDAP25A140A	

		Concealed ceiling units (duct units)			Ceiling suspended units		
		High efficiency		Large	1-way blow		
		FXMQ 50~80	FXMQ 100~125	FXMQ 200~250	FXHQ 32A	FXHQ 63A	FXHQ 71~100A
Panels	Decoration panel (obligatory for cassette units, optional for others, rear panel for FXLQ)						
	Panel spacer for reducing required installation height						
	Sealing kit for 3- or 2-directional air discharge						
	Sensor kit						
Individual control systems	Infrared remote control including receiver	BRC4C65	BRC4C65	BRC4C65	BRC7G53	BRC7G53	BRC7G53
	BRC1H51W (White) / **BRC1H51S** (Silver) / **BRC1H51K** (Black) User-friendly wired remote controller with premium design	•	•	•	•	•	•
	BRC1E53A/B/C Wired remote control with full-text interface and back-light	•	•	•	•	•	•
	BRC1D52 (4) Standard wired remote control with weekly timer	•	•	•	•	•	•
	BRC2E52C Simplified remote control (with operation mode button)	•	•	•	•	•	•
	BRC3E52C Simplified remote control (without operation mode button)	•	•	•	•	•	•
Centralised control systems	**DCC601A51** Intelligent Tablet Controller	•	•	•	•	•	•
	DCS601C51 (12) intelligent Touch Controller	•	•	•	•	•	•
	DCS302C51 (12) Central remote control	•	•	•	•	•	•
	DCS301B51 (12) (13) Unified ON/OFF control	•	•	•	•	•	•
	DST301B51 (12) Schedule timer	•	•	•	•	•	•
Building management system + standard protocol interface	**DCM601A51** Intelligent Touch Manager	•	•	•	•	•	•
	EKMBDXA DIII-net modbus interface	•	•	•	•	•	•
	KLIC-DI KNX interface	•	•	•	•	•	•
	DMS502A51 BACnet interface	•	•	•	•	•	•
	DMS504B51 LowWorks interface	•	•	•	•	•	•
Filters	Replacement long life filter, non-woven type				KAFP501A56	KAFP501A80	KAFP501A160
	Auto cleaning filter						
Adapters	Wiring adapter for external monitoring/control via dry contacts and setpoint control via 0-140Ω	KRP4A51	KRP4A51	KRP4A51	KRP4A52	KRP4A52	KRP4A52
	Wiring adapter with 2 output signals (Compressor / Error, Fan output)				KRP1B54	KRP1B54	KRP1B54
	Wiring adapter with 4 output signals (Compressor / Error, Fan, Aux. heater, Humidifier output)	EKRP1B2	EKRP1B2	KRP1B61			
	Adapter for wiring (interlock for fresh air intake fan)						
	Wiring adapter for external central monitoring/control (controls 1 entire system)	KRP2A51	KRP2A51	KRP2A51	KRP2A62	KRP2A62	KRP2A62
	External control adapter for outdoor unit (installation on indoor unit)	DTA104A61	DTA104A61	DTA104A61	DTA104A62	DTA104A62	DTA104A62
	Adapter for multi-tenant applications (24VAC PCB power supply interface)	DTA114A61	DTA114A61				
	Digital input adapter (2) / (11)	BRP7A51	BRP7A51	BRP7A51	BRP7A52	BRP7A52	BRP7A52
	Installation box / Mounting plate for adapter PCBs (For units where there is no space in the switchbox)	KRP4A96	KRP4A96		KRP1D93A	KRP1D93A	KRP1D93A
	External wired temperature sensor	KRCS01-4	KRCS01-4	KRCS01-1	KRCS01-4	KRCS01-4	KRCS01-4
	K.RSS External wireless temperature sensor	•	•	•	•	•	•
	Connector for forced-off contact	Standard	Standard	Standard	EKRORO4	EKRORO4	EKRORO4
Others	Multi zoning kit						
	Drain pump kit	Standard	Standard		KDU50P60	KDU50P140	KDU50P140
	Fresh air intake kit				KDDQ50A140	KDDQ50A140	KDDQ50A140
	Air discharge adapter for round duct	KDAJ25K71	KDAJ25K140				
	L-type piping kit (for upward direction)				KHFP5M35	KHFP5N63	KHFP5N160

*Note: blue cells contain preliminary data

(1) pump station is necessary for this option
(2) Installation box is necessary for these adapters
(3) The BYCQ140D7W1W has white insulation. Be informed that formation of dirt on white insulation is visibly stronger and that it is consequently not advised to install the BYCQ140D7W1W decoration panel in environments exposed to concentrations of dirt"
(4) Not recommended because of the limitation of the functions
(5) To be able to control the BYCQ140D7GW1 the controller BRC1E is needed
(6) The BYCQ140DGW1 is not compatible with Multi and Split Non-Inverter Outdoor units
(7) Option not available in combination with BYCQ140D7GW1
(8) Both parts of the fresh air intake are needed for each unit
(9) Sensing function not available
(10) Independently controllable flaps function not available
(11) Only possible in combination with BRC1H* / BRC1/2/3E*
(12) When fixing box is required, use KJB212A, KJB311A or KJB411A depending on the size of the controller
(13) Option KEK26-1A (Noise filter) is required when installing DCS301B51

s	Wall mounted units	Floor standing units			
4-way blow		Concealed	Free-standing		
FXUQ 71~100A	FXAQ 15~63	FXNQ 20~63	FXLQ 20~25	FXLQ 32~40	FXLQ 50~63
			EKRDP25A	EKRDP40A	EKRDP63A
KDBHP49B140 + KDBTP49B140					
BRC7C58	BRC7EB518	BRC4C65	BRC4C65	BRC4C65	BRC4C65
•	•	•	•	•	•
•	•	•	•	•	•
•	•	•	•	•	•
•	•	•	•	•	•
•	•	•	•	•	•
•	•	•	•	•	•
•	•	•	•	•	•
•	•	•	•	•	•
•	•	•	•	•	•
•	•	•	•	•	•
•	•	•	•	•	•
•	•	•	•	•	•
	•	•	•	•	•
•	•	•	•	•	•
•	•	•	•	•	•
KAFP551K160					
KRP4A53 *2	KRP4A51	KRP4A54	KRP4A51	KRP4A51	KRP4A51
		KRP1B56	KRP1B61	KRP1B61	KRP1B61
	KRP2A51	KRP2A53	KRP2A51	KRP2A51	KRP2A51
	DTA104A61				
	DTA114A61	DTA114A61	EKMTAC	EKMTAC	EKMTAC
BRP7A53	BRP7A51	BRP7A51	BRP7A51	BRP7A51	BRP7A51
KRP1B97	KRP4A93				
KRCS01-4	KRCS01-1	KRSC01-4	KRCS01-1	KRCS01-1	KRCS01-1
•	(•)	•	•	•	•
EKRORO5	Standard	Standard	Standard	Standard	Standard

	HXY080-125A8	HXHD125-200A8
Drain pan	EKHBDPCA2	-
Digital I/O PCB	EKRP1HBAA	-
Demand PCB - Required to connect room thermostat	EKRP1AHTA	-
Remote user interface (remocon) - Same controller as supplied with cascade unit can be mounted parallel or on other location. If 2 controllers are installed, the installer needs to select 1 master & 1 slave	EKRUAHTB	-
Back-up heater	EKBUHAA6(W1/V3)	-
Wired room thermostat - Requires demand PCB EKRP1AHTA	EKRTWA	-
Wireless room thermostat - Requires demand PCB EKRP1AHTA	EKRTR1	-
Remote sensor for room thermostat - Requires demand PCB EKRP1AHTA	EKRTETS	-
Domestic hot water tank - standard (stacked on top of hydrobox)	-	EKHTS200AC EKHTS260AC
Domestic hot water tank - with possibility for solar connection	-	EKHWP500B
Solar collector *1	-	EKSV26P (vertical) EKSH26P (horizontal)
Pump station	-	EKSRPS

Daikin offers the widest range in DX ventilation in the market.
With a variety of ventilation solutions from small heat recovery ventilation to large scale air handling units we help provide a fresh, healthy and comfortable environment in offices, hotels, stores and other commercial environments.

PRE-SELECTED VRV/AHU COMBINATIONS FOR EASY SELECTION

Ventilation & biddle air curtains

Daikin fresh air portfolio 421

Heat reclaim ventilation 422
NEW VAM-FC / J 422
VH-B electrical heater 423
VKM-GB(M) 425

Daikin air handling units with DX connection 426
Advantages 426
Overview of VRV & ERQ DX units 428
Control possibilities 429

Integration in third party AHU 432
Expansion valves & Control boxes 432
Selection procedure 433

Biddle air curtains 434

Biddle air curtain for ERQ 434
Biddle air curtain for VRV and Conveni-pack 435

Options & accessories 436

For latest data, please consult my.daikin.eu

CYV Biddle air curtain

VAM - Heat reclaim ventilation

Daikin air handling unit and ERQ/VRV plug & play connection

Widest range of DX ventilation

on the market

Daikin offers a variety of solutions from small heat recovery ventilation to large-scale air handling units for the provision of fresh air ventilation to homes, or commercial outlets such as offices, hotels, stores and others.

Ventilation solutions

Daikin offers state-of-the-art ventilation solutions that can easily be integrated into any project.

› Unique portfolio within DX manufacturers
› High-quality solutions complying with the highest Daikin quality standards
› Seamless integration of all products to provide the best indoor climate
› All Daikin products connected to a single controller for complete control of the HVAC system.

Heat Reclaim Ventilation - Ventilation with heat recovery as standard

Proper ventilation is a key component of climate control in buildings, offices and shops and part of the EU requirements. Our heat recovery units can **recover both sensible and latent heat** thus substantially **reducing the air conditioning load of up to 40%.** The range starts from as low as 150 m³/h to 2,000 m³/h (VAM) and go up to 25000 m³/h (Modular AHU).

Ventilation with DX connection - Control over fresh air temperature

Daikin offers a range of R-410A inverter condensing units to be used in combination with Daikin AHUs for ultimate control over the fresh air. There are 4 control possibilities when **combining AHU and Daikin outdoor units** hence offering all the required flexibility for any installation. Indoor units can be combined to the same outdoor unit to reduce the installation costs. For **false-ceiling installations** where space is a constraint, the VKM can fit perfectly to deliver fresh air at a comfortable temperature and it has an optional humidification element.

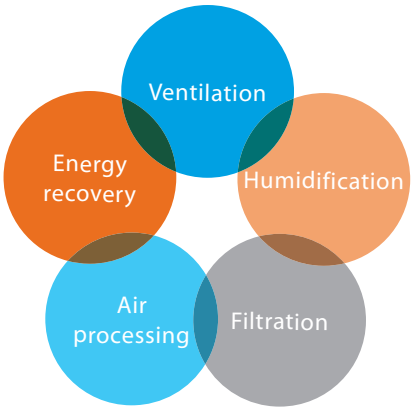

Five components of indoor air quality

› **Ventilation:** ensures the provision of fresh air
› **Energy recovery:** Delivers energy savings by transferring heat and moisture between airflows
› **Air processing:** Delivers the right supply temperature to decrease the indoor unit load
› **Humidification:** Ensures relative indoor humidity levels are respected
› **Filtration:** Separates pollen, dust and pollution odours that are harmful to individuals' health

Fresh air portfolio

150 | 500 | 1,000 | 2,000 | 2,500 | 15,000 | 25,000 | [m3/h]

D-AHU MODULAR R/P

› High efficiency heat exchange
› Eurovent energy class A+
› Extensive airflow
› R = heat recovery wheel; P = plate heat exchanger

Heat recovery

NEW

VAM-FC / VAM-J

› Compact size
› High energy efficient paper
› EC fan motors

NEW

D-AHU MODULAR L

› High efficiency counterflow heat exchanger
› Free-cooling operation
› EC centrifugal fan
› Wide range of options

Air processing

VKM-GB(M)

› With DX coil
› Increased comfort
› Humidifier option

D-AHU Modular R with DX connection

› Plug&play
› Fully customizable
› 4 types of control

Heat reclaim ventilation

Ventilation with heat recovery as standard

- **NEW** Thinnest High Efficiency Enthalpy Heat Exchanger in the market (J-series)
- Energy saving ventilation using indoor heating, cooling and moisture recovery
- Ideal solution for shops, restaurants or offices requiring maximum floor space for furniture, decorations and fittings
- Free cooling possible when outdoor temperature is below indoor temperature (eg. during nighttime)
- Prevent energy losses from over-ventilation while improving indoor air quality with optional CO_2 sensor
- **NEW** Possibility to change ESP via wired remote control allows optimisation of the supply air volume (J - series)
- Can be used as stand alone or integrated in the Sky Air or VRV system
- Wide range of units: air flow rate from 150 up to 2,000 m^3/h
- Optional medium and fine dust filters M6, F7, F8 to meet customer request or legislation
- Shorter installation time thanks to easy adjustment of nominal air flow rate, so less need for dampers compared with traditional installation.



Ventilation					VAM-FC 150	VAM-FC 250	VAM-J 350	VAM-J 500	VAM-J 650	VAM-J 800	VAM-J 1000	VAM-J 1500	VAM-J 2000
Power input - 50Hz	Heat exchange mode	Nom.	Ultra high/ High/Low	kW					-				
	Bypass mode	Nom.	Ultra high/ High/Low	kW					-				
Temperature exchange efficiency - 50Hz	Ultra high/High/Low			%					-				
Enthalpy exchange efficiency - 50Hz	Cooling	Ultra high/High/Low		%					-				
	Heating	Ultra high/High/Low		%					-				
Operation mode									-				
Heat exchange system									-				
Heat exchange element									-				
Dimensions	Unit	HeightxWidthxDepth		mm	285x776x525		301x1117x850		364x1358x899	364x1358x1155		726x1358x1155	
Weight	Unit			kg	24		39		58	70		145	
Casing	Material								-				
Fan-Air flow rate - 50Hz	Heat exchange mode	Ultra high/High/Low		m^3/h					-				
	Bypass mode	Ultra high/High/Low		m^3/h					-				
Fan-External static pressure - 50Hz	Ultra high/High/Low			Pa					-				
Air filter	Type								-				
Sound pressure level - 50Hz	Heat exchange mode	Ultra high/High/Low		dBA	27/26/20.5	28/26/21			-				
	Bypass mode	Ultra high/High/Low		dBA	27/26.5/20.5	28/27/21			-				
Operation range	Min.			°CDB	-15				-10				
	Max.			°CDB	50				46				
	Relative humidity			%					80% or less				
Connection duct diameter				mm	100	150			-				
Power supply	Phase/Frequency/Voltage			Hz/V					VE/1~/ 50/60 / 220-240/220				
Current	Maximum fuse amps (MFA)			A					-				
Specific energy consumption (SEC)	Cold climate			kWh/(m^2.a)	-52 (3)	-54 (3)			-				
	Average climate			kWh/(m^2.a)	< -20 (3)				-				
	Warm climate			kWh/(m^2.a)	1 (3)	-2 (3)			-				
SEC class					D (3)	C (3)			-				
Thermal efficiency				%	69 (1)	64.7 (1)							
Maximum flow rate at 100 Pa ESP	Flow rate			m^3/h	130 (5)	207 (5)			-				
	Electric power input			W	129	160			-				
Sound power level (Lwa)				dB					-				
Annual electricity consumption				kWh/a	19.3 (3)	14.88 (3)			-				
Annual heating saved	Cold climate			kWh/a					-				
	Average climate			kWh/a	39.62 (3)	38.32 (3)			-				
	Warm climate			kWh/a					-				

Fully ErP Compliant

*Note: blue cells contain preliminary data

(1) Measured at reference flow rate according to EN13141-7 (2) Clean the filter when the filter icon appears on the controller screen. Regular filter cleaning is important for delivered air quality and for the unit's energy efficiency. (3) In accordance with commission regulation (EU) No 1254/2014 (4) At reference flow rate in accordance with commission regulation (EU) No 1254/2014 (5) Maximum flow rate at 100 Pa pressure difference, according to commission regulation (EU) No 1254/2014

Electrical heater for VAM

- Total solution for fresh air with Daikin supply of both VAM and electrical heaters
- Increased comfort in low outdoor temperature thanks to the heated outdoor air
- Integrated electrical heater concept (no additional accessories required)
- Standard dual flow and temperature sensor
- Flexible setting with adjustable setpoint
- Increased safety with 2 cut-outs: manual & automatic
- BMS integration thanks to:
  - Volt free relay for error indication
  - 0-10VDC input for setpoint control

ELECTRICAL HEATER FOR VAM	VH	(VH)
Supply voltage		220/250V ac 50/60 Hz. +/-10%
Output current (maximum)		19A at 40°C (ambient)
Temperature sensor		5k ohms at 25°C (table 502 1T)
Temperature control range		0 to 40°C / (0-10V 0-100%)
Control fuse		20 x 5mm 250mA
LED indicators		Power ON - Yellow Heater ON - Red (solid or flashing, indicating pulsed control) Airflow fault - Red
Mounting holes		98mm x 181mm centres 5 mm ø holes
Maximum ambient adjacent to terminal box		35°C (during operation)
Auto high temp. cutout		100°C Pre-set
Man. reset high temp. cutout		125°C Pre-set
Run relay		1A 120V AC or 1A 24V DC
BMS setpoint input		0-10VDC

	VH	1B	2B	3B	4B	4/AB	5B
Capacity	kW	1	1	1	1.5	2.5	2.5
Duct diameter	mm	100	150	200	250	250	300
Connectable VAM		VAM150FC	VAM250FC	VAM500J	VAM800J	VAM800J	VAM1500J
		-	VAM350J	VAM650J	VAM1000J	VAM1000J	VAM2000J

For the selection of the appropriate capacity, please refer to the VAM selection software.

Modular L

Premium efficiency heat recovery unit

Highlights

› 6 Predefined sizes
› Compliant with VDI 6022
› Exceeding ERP 2018 requirement
› Plug & Play Controls
› Best choice when Compactness is needed (only 280 mm height up to 550 m³/h)
› Easy installation and commissioning

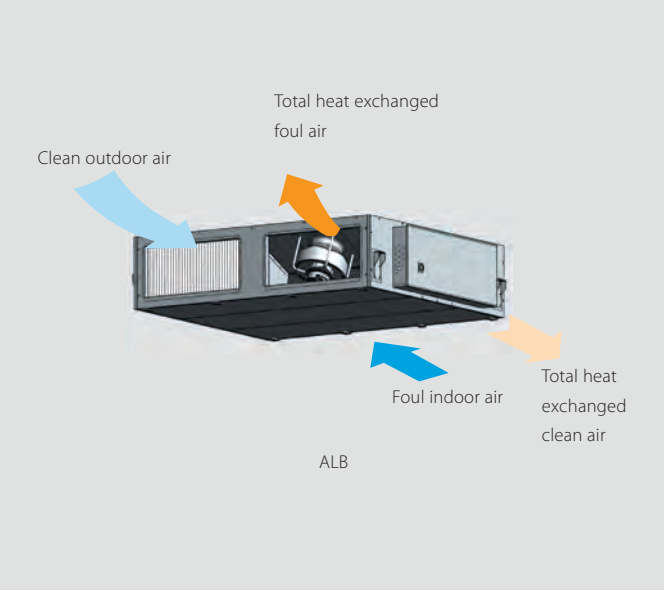

EC centrifugal fan

› Inverter driven with IE4 premium efficiency motor
› High-efficient blade profiling
› Reduced energy consumption
› Optimized SFP (Specific Fan Power) for an efficient unit operation
› Maximum ESP available 300 Pa (at nominal conditions)

Heat exchanger

› Premium quality counter flow plate heat exchanger
› Up to 93% of the thermal energy recovered
› High grade aluminum allowing high grade corrosion protection

D-AHU Modular L			2	3	4	5	6	7
Airflow		m³/h	300	600	1,200	1,500	2,500	3,000
Thermal efficiency		%	90.7	90.2	90.5	89.7	90.1	89.5
External static pressure	Nom.	Pa	100	100	100	100	100	100
Current	Nom.	A	0.60	1.21	2.28	2.89	4.30	2.13
Power input	Nom.	kW	0.14	0.28	0.53	0.66	0.99	1.40
SFPv		kW/m³/s	1.40	1.55	1.50	1.55	1.40	1.65
Electrical supply	Phase	ph	1	1	1	1	1	3
	Frequency	Hz	50	50	50	50	50	50
	Voltage	V	230	230	230	230	230	380
Dimensions unit	Width	mm	870	980	1,335	1,335	2,000	2,000
	Height	mm	280	350	415	415	500	500
	Length	mm	1,410	1,470	1,550	1,550	1,800	1,800
Weight unit		kg	109	142	202	209	335	337

Heat reclaim ventilation, humidification and air processing

Pre heating or cooling of fresh air for lower load on the air conditioning system

- Energy saving ventilation using indoor heating, cooling and moisture recovery
- Creates a high quality indoor environment by pre conditioning incoming fresh air
- Humidification of the incoming air results in comfortable indoor humidity level, even during heating
- Ideal solution for shops, restaurants or offices requiring maximum floor space for furniture, decorations and fittings
- Free cooling possible when outdoor temperature is below indoor temperature (eg. during nighttime)
- Low energy consumption thanks to DC fan motor
- Prevent energy losses from over-ventilation while improving indoor air quality with optional CO_2 sensor

VKM80-100GB(M)

- Shorter installation time thanks to easy adjustment of nominal air flow rate, so less need for dampers compared with traditional installation.
- Specially developed heat exchange element with High Efficiency Paper (HEP)
- Can operate in over- and under pressure

Operation example: humidification & air processing (heating mode)[1]

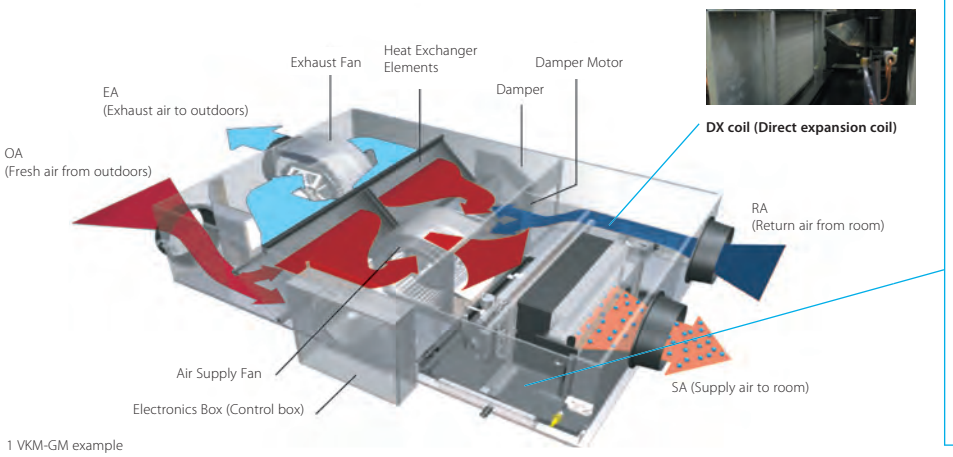

DX coil (Direct expansion coil)

Humidifier element:
Utilizing the principle of capillary action, water is permeated throughout the humidifier element. The heated air from the DX coil passes through the humidifier and absorbs the moisture.

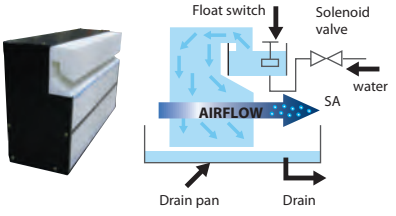

1 VKM-GM example

Ventilation			VKM-GB/VKM-GBM		50GB	80GB	100GB	50GBM	80GBM	100GBM
Power input - 50Hz	Heat exchange mode	Nom.	Ultra high/ High/Low	kW	0.270/0.230/ 0.170	0.330/0.280/ 0.192	0.410/0.365/ 0.230	0.270/0.230/ 0.170	0.330/0.280/ 0.192	0.410/0.365/ 0.230
	Bypass mode	Nom.	Ultra high/ High/Low	kW	0.270/0.230/ 0.140	0.330/0.280/ 0.192	0.410/0.365/ 0.230	0.270/0.230/ 0.170	0.330/0.280/ 0.192	0.410/0.365/ 0.230
Fresh air conditioning load	Cooling			kW	4.71 / 1.91 / 3.5	7.46 / 2.96 / 5.6	9.12 / 3.52 / 7.0	4.71 / 1.91 / 3.5	7.46 / 2.96 / 5.6	9.12 / 3.52 / 7.0
	Heating			kW	5.58 / 2.38 / 3.5	8.79 / 3.79 / 5.6	10.69 / 4.39 / 7.0	5.58 / 2.38 / 3.5	8.79 / 3.79 / 5.6	10.69 / 4.39 / 7.0
Temperature exchange efficiency - 50Hz	Ultra high/High/Low			%	76/76/77.5	78/78/79	74/74/76.5	76/76/77.5	78/78/79	74/74/76.5
Enthalpy exchange efficiency - 50Hz	Cooling	Ultra high/High/Low		%	64/64/67	66/66/68	62/62/66	64/64/67	66/66/68	62/62/66
	Heating	Ultra high/High/Low		%	67/67/69	71/71/73	65/65/69	67/67/69	71/71/73	65/65/69
Operation mode					Heat exchange mode / Bypass mode / Fresh-up mode					
Heat exchange system					Air to air cross flow total heat (sensible + latent heat) exchange					
Heat exchange element					Specially processed non-flammable paper					
Humidifier	System				-			Natural evaporating type		
Dimensions	Unit	HeightxWidthxDepth		mm	387x1,764x832	387x1,764x1,214		387x1,764x832	387x1,764x1,214	
Weight	Unit			kg	94	110	112	100	119	123
Casing	Material				Galvanised steel plate					
Fan-Air flow rate - 50Hz	Heat exchange mode	Ultra high/High/Low		m^3/h	500/500/440	750/750/640	950/950/820	500/500/440	750/750/640	950/950/820
	Bypass mode	Ultra high/High/Low		m^3/h	500/500/440	750/750/640	950/950/820	500/500/440	750/750/640	950/950/820
Fan-External static pressure - 50Hz	Ultra high/High/Low			Pa	210/170/140	210/160/110	150/100/70	200/150/120	205/155/105	110/70/60
Air filter	Type				Multidirectional fibrous fleeces					
Sound pressure level - 50Hz	Heat exchange mode	Ultra high/High/Low		dBA	39/37/35	41.5/39/37	41/39/36.5	38/36/34	40/37.5/35.5	40/38/35.5
	Bypass mode	Ultra high/High/Low		dBA	40/38/35.5	41.5/39/37	41/39/36.5	39/36/34.5	41/38/36	41/39/35.5
Operation range	Around unit			°CDB	0°C~40°CDB, 80% RH or less					
	Supply air			°CDB	-15°C~40°CDB, 80% RH or less					
	Return air			°CDB	0°C~40°CDB, 80% RH or less					
	On coil temperature	Cooling/Max./Heating/Min.		°CDB	-15/43			-15/43		
Refrigerant	Control				Electronic expansion valve					
	Type				R-410A					
	GWP				2,087.5					
Connection duct diameter				mm	200	250		200	250	
Piping connections	Liquid	OD		mm	6.35					
	Gas	OD		mm	12.7					
	Water supply			mm	-			6.4		
	Drain				PT3/4 external thread					
Power supply	Phase/Frequency/Voltage			Hz/V	1~/50/220-240					
Current	Maximum fuse amps (MFA)			A	15					

Daikin
air handling units solutions

You will find your match

Why choose Daikin air handling units with a DX connection?

Simplifying business

The unique total solution approach by Daikin helps businesses to propose better cross-pillar solutions, to increase their success ratio by providing unmatchable product combinations to the end-user and to simplify the life of installers by supplying high-quality products coming from the same manufacturer.
Contrary to other manufacturers, Daikin does not use OEM products in its AHU with DX offer. Many competitors are either offering OEM DX outdoor units or OEM AHU which create additional problems when warranties or faults arise. **Having a single interface for your business makes Daikin the right choice.**

Supporting tools

Selecting an AHU in combination with a DX unit has never been this easy amongst manufacturers.
The well known VRV xpress selection software has been modified to integrate pre-sized AHU combinations with
DX outdoor units or just to select outdoor units connected to expansion valve kits.
If a more complex selection is required, then the new Astra web can be utilized to make unique tailor-made solutions for any project requirements.

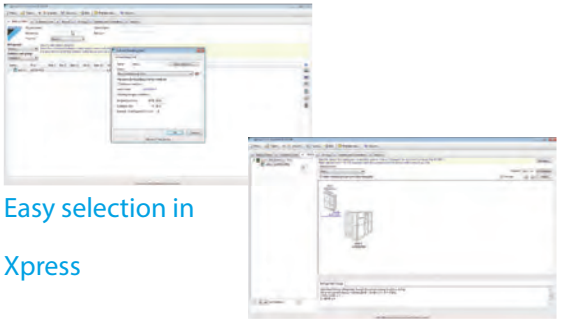

Easy selection in Xpress

One stop shop

Daikin is the only global manufacturer in the market **capable of offering a true plug & play solution** where Daikin AHUs manufactured by Daikin Applied Europe and certified by Eurovent, offer off-the-shelf compatibility with Daikin's unique VRV outdoor unit range for the best performance in the market.
This unique integration of cross-pillar products under the same umbrella, gives the costumer both peace-of-mind and added value when promoting a total solution approach.

Complete range of possibilities

Thanks to the **most complete offer in the market**, Daikin has the solution for all types of commercial applications requiring fresh air. Daikin provides ventilation solutions based on AHU from 2,500 m^3/h up to 140,000 m^3/h either with natural heat recovery or more advanced ventilation solutions where a VRV outdoor unit can be connected to the Daikin AHU for ultimate climate control. The harmonized control between the VRV outdoor unit and the AHU offer outstanding 24h/7 control of the system when connected to an iTM.

Advantages

- Unique manufacturer offering a complete range
- Plug&play solution
- Direct iTM compatibility
- VRV Xpress supporting AHU business **NEW**
- Pre-sized AHU+DX outdoor units for fresh air **NEW**

New pre-sized fresh air solution

☑ Easy to design

- A wide range of preselected AHU and VRV combinations meet the needs of all European climates
- Range from 2,000 m^3/h to 17,000 m^3/h
- Designed for outdoor temperatures up to 46°CDB
- The VRV outdoor unit and connection kits (to the coil of the AHU), are all factory mounted and configured

☑ Easy integration

- Fully compatible communication between AHU control and outdoor units, and standard BMS (Modbus and BACnet)
- Remote operation (of set point operation mode and on/off fresh air solution) is managed by Daikin's unique intelligent Touch Manager, via BACnet/IP interface
- The unit is also accessible through a dedicated web page, available at anytime from anywhere

☑ Easy installation

- Factory mounted controls and same piping diameter between the AHU coil and the VRV outdoor unit
- Factory developed control logic guarantees faster installation compared to other third party combinations of AHU and controls
- Commissioning becomes extremely easy thanks to Daikin's fresh air solution

☑ Fast Quotation

- Daikin's fresh air solution is incorporated into the VRVXpress tool, which serves to send accurate quotations and offer more insight about the VRV range
- VRVXpress selection is as easy as any other VRV indoor unit
- With VRVXpress, the consultant is able to gain a competitive edge by offering accurate and reliable quotations

Download Xpress now with the new pre-sized combination from my.daikin.eu

More details in the dedicated brochure

Why use VRV and ERQ condensing units for connection to air handling units?

High Efficiency

Daikin heat pumps are renowned for their high energy efficiency. Integrating the AHU with a heat recovery system is even more effective since an office system can frequently be in cooling mode while the outdoor air is too cold to be brought inside in an unconditioned state. In this case heat from the offices is merely transferred to heat up the cold incoming fresh air.

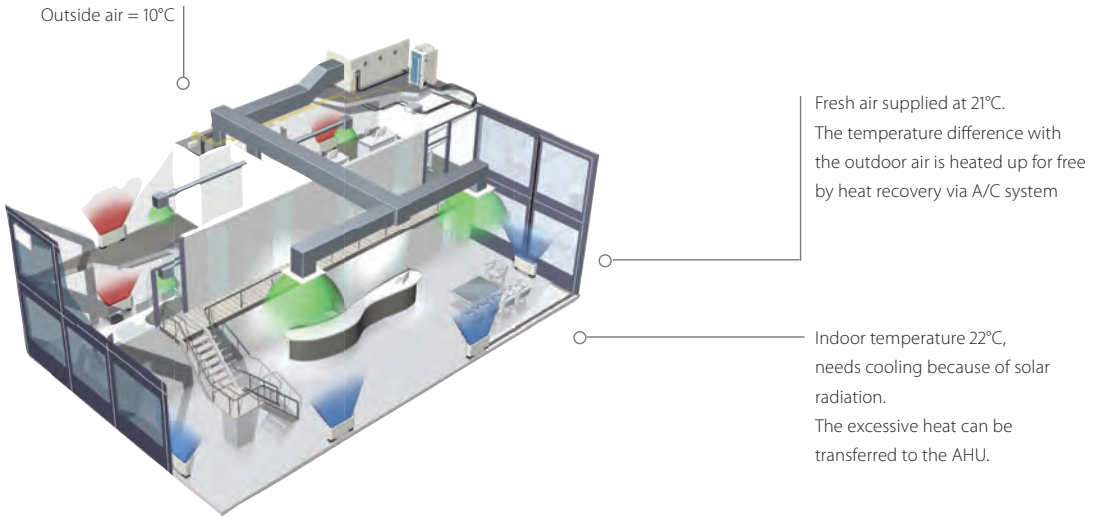

Fast response to changing loads resulting in high comfort levels

Daikin ERQ and VRV units respond rapidly to fluctuations in supply air temperature, resulting in a steady indoor temperature and resultant high comfort levels for the end user. The ultimate is the VRV range which improves comfort even more by offering continuous heating, also during defrost.

Easy Design and Installation

The system is easy to design and install since no additional water systems such as boilers, tanks and gas connections etc. are required. This also reduces both the total system investment and running cost.

Daikin Fresh air package

› If the pre-sized fresh air solution does not match the need.
› Plug & play connection between VRV/ERQ and the entire D-AHU modular range.
› Factory fitted and welded control and expansion valve kits.

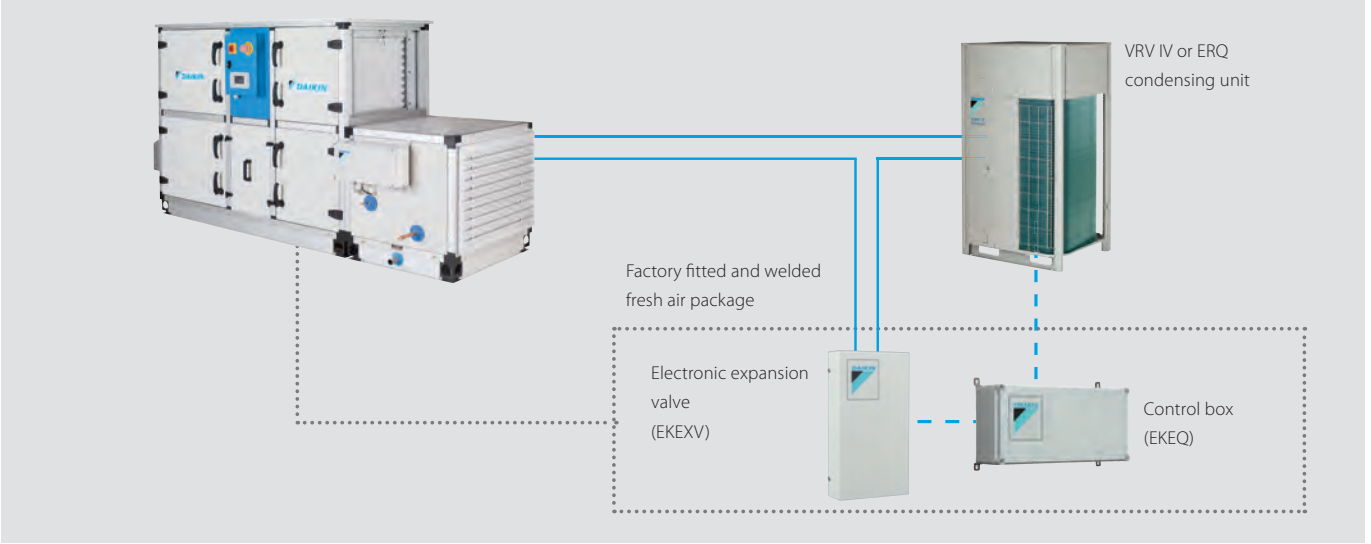

In order to maximise installation flexibility, 4 types of control systems are offered

W control: Off the shelf control of air temperature (discharge temperature, suction temperature, room temperature) via any DDC controller, easy to setup
X control: Precise control of air temperature (discharge temperature, suction temperature, room temperature) requiring a preprogrammed DDC controller (for special applications)
Z control: Control of air temperature (suction temperature, room temperature) via Daikin control (no DDC controller needed)
Y control: Control of refrigerant (Te/Tc) temperature via Daikin control (no DDC controller needed)

1. W control (T_S/T_R/T_{ROOM} control):

Air temperature control via DDC controller
Room temperature is controlled as a function of the air handling unit suction or discharge air (customer selection). The DDC controller is translating the temperature difference between set point and air suction temperature (or air discharge temperature or room temperature) into a proportional 0-10V signal which is transferred to the Daikin control box (EKEQFCBA). This voltage modulates the capacity requirements of the outdoor unit.

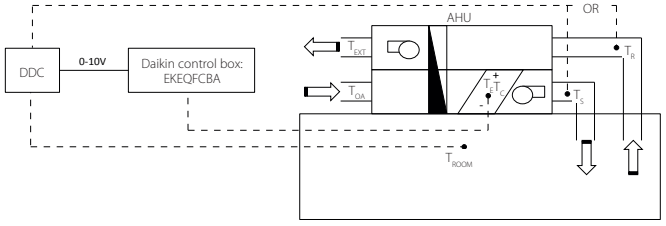

2. X control (T_S/T_R/T_{ROOM} control):

Precise air temperature control via DDC controller
Room temperature is controlled as a function of the air handling unit suction or discharge air (customer selection). The DDC controller is translating the temperature difference between set point and air suction temperature (or air discharge temperature or room temperature) into a reference voltage (0-10V) which is transferred to the Daikin control box (EKEQFCBA). This reference voltage will be used as the main input value for the compressor frequency control.

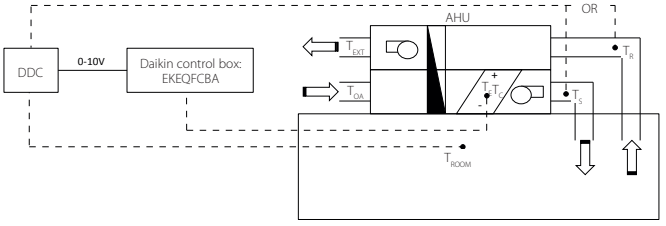

3. Y control (T_E/T_C control):

By fixed evaporating /condensing temperature
A fixed target evaporating or condensing temperature can be set by the customer. In this case, room temperature is only indirectly controlled. A Daikin wired remote control (BRC1D52 or BRC1E52A/B - optional) have to be connected for initial set-up but not required for operation.

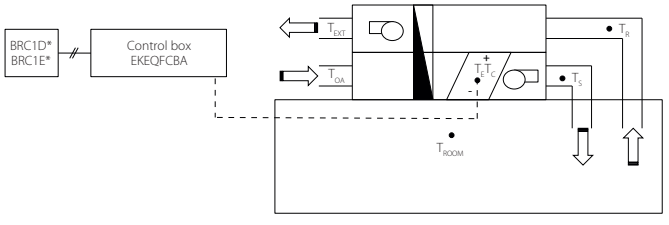

4. Z control (T_S/T_{ROOM} control):

Control your AHU just like a VRV indoor unit with 100% fresh air
Allows the possibility to control the AHU just like a VRV indoor unit. Meaning temperature control will be focused on return air temperature from the room into the AHU. Requires BRC1D52 or BRC1E52A/B for operation. The only control that allows the combination of other indoor units to the AHU at the same time.

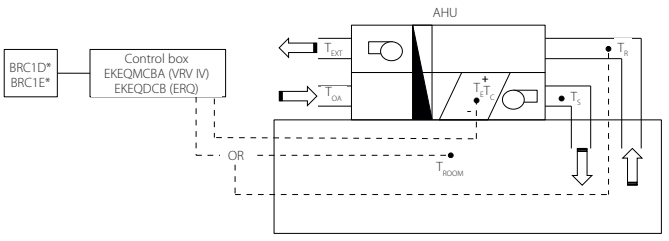

T_S = Supply air temperature
T_R = Return air temperature
T_{OA} = Outdoor air temperature
T_{ROOM} = Room air temperature
T_{EXT} = Extraction air temperature
T_E = Evaporating temperature
T_C = Condensing temperature

	Option kit	Features
Possibility W	EKEQFCBA	Off-the-shelf DDC controller that requires no pre-configuration
Possibility X		Pre-configured DDC controller required
Possibility Y		Using fixed evaporating temperature, no set point can be set using remote control
Possibility Z	EKEQDCB EKFQMCBA*	Using Daikin infrared remote control BRC1D52 or BRC1E52A/B Temperature control using air suction temperature or room temperature (via remote sensor)

* EKEQMCB (for 'multi' application)

VRV - for larger capacities (from 8 to 54HP)

An advanced solution for both pair and multi application

› Inverter controlled units
› Heat recovery, heat pump
› R-410A
› Control of room temperature via Daikin control
› Large range of expansion valve kits available
› BRC1H51W/S/K or BRC1E53A/B/C is used to set the set point temperature (connected to the EKEQMCBA).
› Connectable to all VRV heat recovery and heat pump systems

W, X, Y control for VRV IV heat pump



Z control for all VRV outdoor units



Refrigerant piping
F1-F2
other communication

ERQ - for smaller capacities (from 100 to 250 class)

ERQ-AW1

A basic fresh air solution for pair application

› Inverter controlled units
› Heat pump
› R-410A
› Wide range of expansion valve kits available
› Perfect for the Daikin Modular air handling unit

The "Daikin Fresh Air Package" provides a complete Plug & Play Solution including AHU, ERQ or VRV Condensing Unit and all unit control (EKEQ, EKEX, DDC controller) factory mounted and configured. The easiest solution with only one point of contact.

Ventilation			ERQ	100AV1	125AV1	140AV1
Capacity range			HP	4	5	6
Cooling capacity	Nom.		kW	11.2	14.0	15.5
Heating capacity	Nom.		kW	12.5	16.0	18.0
Power input	Cooling	Nom.	kW	2.81	3.51	4.53
	Heating	Nom.	kW	2.74	3.86	4.57
EER				3.99		3.42
COP				4.56	4.15	3.94
Dimensions	Unit	HeightxWidthxDepth	mm	1,345x900x320		
Weight	Unit		kg	120		
Casing	Material			Painted galvanized steel plate		
Fan-Air flow rate	Cooling	Nom.	m^3/min	106		
	Heating	Nom.	m^3/min	102	105	
Sound power level	Cooling	Nom.	dBA	66	67	69
Sound pressure level	Cooling	Nom.	dBA	50	51	53
	Heating	Nom.	dBA	52	53	55
Operation range	Cooling	Min./Max.	°CDB	-5/46		
	Heating	Min./Max.	°CWB	-20/15.5		
	On coil temperature	Heating/Min./Cooling/Max.	°CDB	10/35		
Refrigerant	Type			R-410A		
	Charge		kg	4.0		
			TCO_2eq	8.4		
	GWP			2,087.5		
	Control			Expansion valve (electronic type)		
Piping connections	Liquid	OD	mm	9.52		
	Gas	OD	mm	15.9		19.1
	Drain	OD	mm	26x3		
Power supply	Phase/Frequency/Voltage		Hz/V	1N~/50/220-240		
Current	Maximum fuse amps (MFA)		A	32.0		

Ventilation			ERQ	125AW1	200AW1	250AW1
Capacity range			HP	5	8	10
Cooling capacity	Nom.		kW	14.0	22.4	28.0
Heating capacity	Nom.		kW	16.0	25.0	31.5
Power input	Cooling	Nom.	kW	3.52	5.22	7.42
	Heating	Nom.	kW	4.00	5.56	7.70
EER				3.98	4.29	3.77
COP				4.00	4.50	4.09
Dimensions	Unit	HeightxWidthxDepth	mm	1,680x635x765	1,680x930x765	
Weight	Unit		kg	159	187	240
Casing	Material			Painted galvanized steel plate		
Fan-Air flow rate	Cooling	Nom.	m^3/min	95	171	185
	Heating	Nom.	m^3/min	95	171	185
Sound power level	Nom.		dBA	72	78	
Sound pressure level	Nom.		dBA	54	57	58
Operation range	Cooling	Min./Max.	°CDB	-5/43		
	Heating	Min./Max.	°CWB	-20/15		
	On coil temperature	Heating/Min./Cooling/Max.	°CDB	10/35		
Refrigerant	Type			R-410A		
	Charge		kg	6.2	7.7	8.4
			TCO_2eq	12.9	16.1	17.5
	GWP			2,087.5		
	Control			Electronic expansion valve		
Piping connections	Liquid	OD	mm	9.52		
	Gas	OD	mm	15.9	19.1	22.2
Power supply	Phase/Frequency/Voltage		Hz/V	3N~/50/400		
Current	Maximum fuse amps (MFA)		A	16	25	

Integration of ERQ and VRV in third party air handling units

a wide range of expansion valve kits and control boxes

Combination table

		Control box			Expansion valve kit										Mixed connection with VRV indoor units
		EKEQDCB	EKEQFCBA	EKEQMCBA	EKEXV50	EKEXV63	EKEXV80	EKEXV100	EKEXV125	EKEXV140	EKEXV200	EKEXV250	EKEXV400	EKEXV500	
		Z control	W,X,Y control	Z control	-	-	-	-	-	-	-	-	-	-	
1-phase	ERQ100	P	P	-	-	P	P	P	P	-	-	-	-	-	Not possible
1-phase	ERQ125	P	P	-	-	P	P	P	P	P	-	-	-	-	
1-phase	ERQ140	P	P	-	-	-	P	P	P	P	-	-	-	-	
3-phase	ERQ125	P	P	-	-	P	P	P	P	P	-	-	-	-	
3-phase	ERQ200	P	P	-	-	-	-	P	P	P	P	P	-	-	
3-phase	ERQ250	P	P	-	-	-	-	-	P	P	P	P	-	-	
VRV III		-	-	n1	n1	n1	n1	n1	n1	n1	n1	n1	n1	n1	Mandatory
VRV IV H/P / VRV IV W-series VRV IV S-series		-	P (1 -> 3)	n2	n2	n2	n2	n2	n2	n2	n2	n2	n2	n2	Possible (not mandatory)
VRV IV H/R VRV IV i-series		-	n1	-	n1	n1	n1	n1	n1	n1	n1	n1	n1	n1	Mandatory

- P (pair application): combination depends on the capacity of the air handling unit
- n1 (multi application) - Combination of AHUs and VRV DX indoors (mandatory). To determine the exact quantity please refer to the engineering data book.
- n2 (multi application) - Combination of AHUs and VRV DX indoors (not mandatory). To determine the exact quantity please refer to the engineering data book.
- Control box EKEQFA can be connected to some types of VRV IV outdoor units (with a maximum of 3 boxes per unit). Do not combine EKEQFA control boxes with VRV DX indoor units, RA indoor units or hydroboxes

Capacity table

Cooling

EKEXV Class	Allowed heat exchanger capacity (kW)			Allowed heat exchanger volume (dm³)	
	Minimum	Standard	Maximum	Minimum	Maximum
50	5.0	5.6	6.2	1.33	1.65
63	6.3	7.1	7.8	1.66	2.08
80	7.9	9.0	9.9	2.09	2.64
100	10.0	11.2	12.3	2.65	3.30
125	12.4	14.0	15.4	3.31	4.12
140	15.5	16.0	17.6	4.13	4.62
200	17.7	22.4	24.6	4.63	6.60
250	24.7	28.0	30.8	6.61	8.25
400	35.4	45.0	49.5	9.26	13.2
500	49.6	56.0	61.6	13.2	16.5

Saturated evaporating temperature: 6°C
Air temperature: 27°C DB / 19°C WB

Heating

EKEXV Class	Allowed heat exchanger capacity (kW)			Allowed heat exchanger volume (dm³)	
	Minimum	Standard	Maximum	Minimum	Maximum
50	5.6	6.3	7.0	1.33	1.65
63	7.1	8.0	8.8	1.66	2.08
80	8.9	10.0	11.1	2.09	2.64
100	11.2	12.5	13.8	2.65	3.30
125	13.9	16.0	17.3	3.31	4.12
140	17.4	18.0	19.8	4.13	4.62
200	19.9	25.0	27.7	4.63	6.60
250	27.8	31.5	34.7	6.61	8.25
400	39.8	50.0	55.0	9.26	13.2
500	55.1	63.0	69.3	13.2	16.5

Saturated condensing temperature: 46°C
Air temperature: 20°C DB

EKEXV - Expansion valve kit for air handling applications

Ventilation			EKEXV	50	63	80	100	125	140	200	250	400	500
Dimensions	Unit		mm	401x215x78									
Weight	Unit		kg	2.9									
Sound pressure level	Nom.		dBA	45									
Operation range	On coil	Heating Min.	°CDB	10 (1)									
	temperature	Cooling Max.	°CDB	35 (2)									
Refrigerant	Type / GWP			R-410A / 2.087,5									
Piping connections	Liquid	OD	mm	6.35	9.52							12.7	15.9

(1) The temperature of the air entering the coil in heating mode can be reduced to -5°CDB. Contact your local dealer for more information. (2) 45% Relative humidity.

EKEQ - Control box for air handling applications

Ventilation		EKEQ	FCBA	DCB	MCBA
Application			See note	Pair	Multi
Outdoor unit			ERQ / VRV	ERQ	VRV
Dimensions	Unit	mm	132x400x200		
Weight	Unit	kg	3.9	3.6	
Power supply	Phase/Frequency/Voltage	Hz/V	1~/50/230		

The combination of EKEQFCBA and ERQ is in pair application. The EKEQFCBA can be connected to some type of VRV IV outdoor units with a maximum of 3 control boxes. The combination with DX indoor units, hydroboxes, RA outdoor units, ... is not allowed. Refer to the combination table drawing of the outdoor unit for details.

Pair application selection

› **the outdoor unit is connected to ONE COIL (with single circuit or maximum 3 interlaced circuits) using up to 3 control boxes**
› **indoor unit combination is not allowed**
› **only works with X, W, Y control**

Step 1: Required AHU capacity

An AHU with double flow, heat recovery and 100% fresh air is to be installed in Europe where the outdoor sizing temperature is 35 ºCDB and the target supply air temperature for fresh air is 25 ºCDB. Load calculations point to a required capacity of 45kW.
By checking on the EKEXV capacity table, for cooling operation, 40kW falls within the 400 class valve. Since 40kW is not the nominal capacity, a class adjustment has to be done. 40/45=0,89 and 0,89x400=356. So the capacity class of the expansion valve kit is 356.

Step 2: Outdoor unit selection

For this AHU, a VRV IV heat pump model with continuous heating is going to be used (RYYQ-T series). For a capacity of 40kW at 35 ºCDB, an outdoor of 14HP (RYYQ14T). The capacity class of the 14 HP outdoor unit is 350.
Total connection ratio of the system is 356/350=102% hence it falls within the range 90-110%.

Step 3: Control box selection

In this particular case, the control will work with precise air temperature control. Only W or X control allow this. Since the consultant wants to use an "off-the-shelf" DDC module, the EKEQFCBA box with W control allows easy set-up due to pre-set factory values.

Multi application selection

› **the outdoor unit can be connected to MULTIPLE COILS (and their control boxes)**
› **indoor units are also connectable but not mandatory**
› **only works with Z control**

Step 1: Required AHU capacity

An AHU with double flow, heat recovery and 100% fresh air is to be installed in Europe where the outdoor sizing temperature is 35 ºCDB and the target supply air temperature for fresh air is 25 ºCDB. On top of this, for this building, 5 round-flow cassette units FXFQ50A will also be connected to this OU.
Load calculations point to a required capacity of 20kW for the AHU and 22,5 kW for the indoor untis.
By checking on the EKEXV capacity table, for cooling operation, 20kW falls within the 200 class valve. Since 22,4 kW is the nominal capacity, a class adjustment has to be done. 20/22,4=0,89 and 0,89x200=178. So the capacity class of the expansion valve kit is 178. Total capacity class of the indoor unit system is 178+250=428

Step 2: Outdoor unit selection

For this system where a AHU is connected with indoor units, it is mandatory to use a heat recovery unit. By consulting the engineering databook for REYQ-T, the total required capacity of 42,5 kW requires a 16HP model REYQ16T. Which will deliver 45kW at the design temperature of 35 ºCDB. This unit has a capacity class of 400.
Total connection ratio of the system is 428/400=107% hence it falls within the range 50-110%.

Step 3: Control box selection

In this particular case, the only available control is Z control and the combination of AHU and VRV DX indoor units requires EKEQMCBA control box.

Biddle air curtain for ERQ

- Connectable to ERQ heat pump
- ERQ is among the first DX systems suitable for connection to air curtains
- Free-hanging model (F): easy wall mounted installation
- Cassette model (C): mounted into a false ceiling leaving only the decoration panel visible
- Recessed model (R): neatly concealed in the ceiling
- A payback period of less then 1.5 years compared to installing an electric air curtain
- Easy and quick to install at reduced costs since no additional water systems, boilers and gas connections are required
- PATENTED TECHNOLOGY: Maximum energy efficiency stemming from almost zero down flow turbulence, optimised air flow and the application of advanced discharge rectifier technology
- Around 85% air separation efficiency, greatly reducing both heat loss and required indoor unit heating capacity

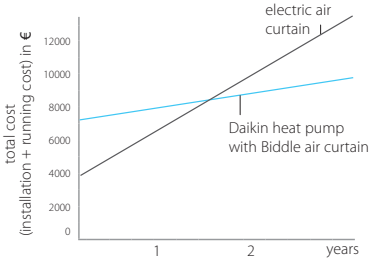

CYQM150DK80FSN

CYQM150DK80CSN

CYQM150DK80RSN

					Small			Medium			
					CYQS150DK80 *BN/*SN	CYQS200DK100 *BN/*SN	CYQS250DK140 *BN/*SN	CYQM100DK80 *BN/*SN	CYQM150DK80 *BN/*SN	CYQM200DK100 *BN/*SN	CYQM250DK140 *BN/*SN
Heating capacity	Speed 3			kW	9.0	11.6	16.2	9.2	11.0	13.4	19.9
Power input	Fan only	Nom.		kW	0.35	0.46	0.58	0.37	0.56	0.75	0.94
	Heating	Nom.		kW	0.35	0.46	0.58	0.37	0.56	0.75	0.94
Delta T	Speed 3			K	15		16	17	14	13	15
Casing	Colour				BN: RAL9010 / SN: RAL9006						
Dimensions	Unit	Height F/C/R		mm	270/270/270						
		Width F/C/R		mm	1,500/1,500/1,548	2,000/2,000/2,048	2,500/2,500/2,548	1,000/1,000/1,048	1,500/1,500/1,548	2,000/2,000/2,048	2,500/2,500/2,548
		Depth F/C/R		mm	590/821/561						
Required ceiling void >				mm	420						
Door height	Max.			m	2.3 (1) / 2.15 (2) / 2.0 (3)	2.3 (1) / 2.15 (2) / 2.0 (3)	2.3 (1) / 2.15 (2) / 2.0 (3)	2.5 (1) / 2.4 (2) / 2.3 (3)	2.5 (1) / 2.4 (2) / 2.3 (3)	2.5 (1) / 2.4 (2) / 2.3 (3)	2.5 (1) / 2.4 (2) / 2.3 (3)
Door width	Max.			m	1.5	2.0	2.5	1.0	1.5	2.0	2.5
Weight	Unit			kg	66	83	107	57	73	94	108
Fan-Air flow rate	Heating	Speed 3		m^3/h	1,746	2,328	2,910	1,605	2,408	3,210	4,013
Sound pressure level	Heating	Speed 3		dBA	49	50	51	50	51	53	54
Refrigerant	Type / GWP				R-410A / 2,087.5						
Piping connections	Liquid/OD/Gas/OD			mm	9.52/16.0		9.52/19.0	9.52/16.0			9.52/19.0
Required accessories (should be ordered separately)					Daikin wired remote control (BRC1E53A / BRC1E53B / BRC1E53C or BRC1D52)						
Power supply	Voltage			V	230						

					Large			
					CYQL100DK125 *BN/*SN	CYQL150DK200 *BN/*SN	CYQL200DK250 *BN/*SN	CYQL250DK250 *BN/*SN
Heating capacity	Speed 3			kW	15.6	23.3	29.4	31.1
Power input	Fan only	Nom.		kW	0.75	1.13	1.50	1.88
	Heating	Nom.		kW	0.75	1.13	1.50	1.88
Delta T	Speed 3			K	15		14	12
Casing	Colour				BN: RAL9010 / SN: RAL9006			
Dimensions	Unit	Height F/C/R		mm	370/370/370			
		Width F/C/R		mm	1,000/1,000/1,048	1,500/1,500/1,548	2,000/2,000/2,048	2,500/2,500/2,548
		Depth F/C/R		mm	774/1,105/745			
Required ceiling void >				mm	520			
Door height	Max.			m	3.0 (1) / 2.75 (2) / 2.5 (3)	3.0 (1) / 2.75 (2) / 2.5 (3)	3.0 (1) / 2.75 (2) / 2.5 (3)	3.0 (1) / 2.75 (2) / 2.5 (3)
Door width	Max.			m	1.0	1.5	2.0	2.5
Weight	Unit			kg	76	100	126	157
Fan-Air flow rate	Heating	Speed 3		m^3/h	3,100	4,650	6,200	7,750
Sound pressure level	Heating	Speed 3		dBA	53	54	56	57
Refrigerant	Type / GWP				R-410A / 2,087.5			
Piping connections	Liquid/OD/Gas/OD			mm	9.52/16.0	9.52/19.0	9.52/22.0	
Required accessories (should be ordered separately)					Daikin wired remote control (BRC1E53A / BRC1E53B / BRC1E53C or BRC1D52)			
Power supply	Voltage			V	230			

(1) Favorable conditions: covered shopping mall or revolving door entrance (2) Normal conditions: little direct wind, no opposite open doors, building with ground floor only
(3) Unfavorable conditions: location at a corner or square, multiple floors and/or open stairway

Biddle air curtain for VRV and Conveni-pack

- Connectable to VRV heat recovery, heat pump and Conveni-pack
- VRV is among the first DX systems suitable for connection to air curtains
- Free-hanging model (F): easy wall mounted installation
- Cassette model (C): mounted into a false ceiling leaving only the decoration panel visible
- Recessed model (R): neatly concealed in the ceiling
- A payback period of less then 1.5 years compared to installing an electric air curtain
- Provides virtually free air curtain heating via recovered heat from indoor units in cooling mode (in case of VRV heat recovery)
- Easy and quick to install at reduced costs since no additional water systems, boilers and gas connections are required
- PATENTED TECHNOLOGY: Maximum energy efficiency stemming from almost zero down flow turbulence, optimised air flow and the application of advanced discharge rectifier technology
- Around 85% air separation efficiency, greatly reducing both heat loss and required indoor unit heating capacity

CYVM150DK80FSC

CYVM150DK80CSN

CYVM150DK80RSN

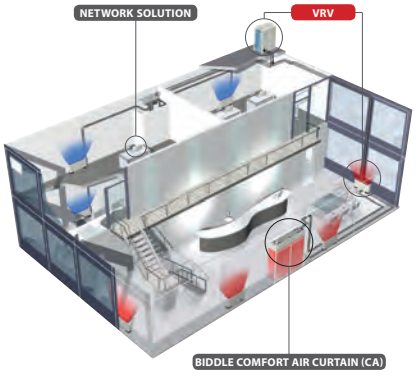

				Small				Medium			
				CYVS100DK80 *BN/*SN	CYVS150DK80 *BN/*SN	CYVS200DK100 *BN/*SN	CYVS250DK140 *BN/*SN	CYVM100DK80 *BN/*SN	CYVM150DK80 *BN/*SN	CYVM200DK100 *BN/*SN	CYVM250DK140 *BN/*SN
Heating capacity	Speed 3		kW	7.40	9.0	11.6	16.2	9.2	11.0	13.4	19.9
Power input	Fan only	Nom.	kW	0.23	0.35	0.46	0.58	0.37	0.56	0.75	0.94
	Heating	Nom.	kW	0.23	0.35	0.46	0.58	0.37	0.56	0.75	0.94
Delta T	Speed 3		K	19	15		16	17	14	13	15
Casing	Colour			BN: RAL9010 / SN: RAL9006							
Dimensions	Unit	Height F/C/R	mm	270/270/270							
		Width F/C/R	mm	1,000/1,000/1,048	1,500/1,500/1,548	2,000/2,000/2,048	2,500/2,500/2,548	1,000/1,000/1,048	1,500/1,500/1,548	2,000/2,000/2,048	2,500/2,500/2,548
		Depth F/C/R	mm	590/821/561							
Required ceiling void >			mm	420							
Door height	Max.		m	2.3 (1) / 2.15 (2) / 2.0 (3)	2.3 (1) / 2.15 (2) / 2.0 (3)	2.3 (1) / 2.15 (2) / 2.0 (3)	2.3 (1) / 2.15 (2) / 2.0 (3)	2.5 (1) / 2.4 (2) / 2.3 (3)	2.5 (1) / 2.4 (2) / 2.3 (3)	2.5 (1) / 2.4 (2) / 2.3 (3)	2.5 (1) / 2.4 (2) / 2.3 (3)
Door width	Max.		m	1.0	1.5	2.0	2.5	1.0	1.5	2.0	2.5
Weight	Unit		kg	56	66	83	107	57	73	94	108
Fan-Air flow rate	Heating	Speed 3	m^3/h	1,164	1,746	2,328	2,910	1,605	2,408	3,210	4,013
Sound pressure level	Heating	Speed 3	dBA	47	49	50	51	50	51	53	54
Refrigerant	Type / GWP			R-410A / 2,087.5							
Piping connections	Liquid/OD/Gas/OD		mm	9.52/16.0			9.52/19.0	9.52/16.0			9.52/19.0
Required accessories (should be ordered separately)				Daikin wired remote control (BRC1E53A / BRC1E53B / BRC1E53C or BRC1D52)							
Power supply	Voltage		V	230							

				Large			
				CYVL100DK125*BN/*SN	CYVL150DK200*BN/*SN	CYVL200DK250*BN/*SN	CYVL250DK250*BN/*SN
Heating capacity	Speed 3		kW	15.6	23.3	29.4	31.1
Power input	Fan only	Nom.	kW	0.75	1.13	1.50	1.88
	Heating	Nom.	kW	0.75	1.13	1.50	1.88
Delta T	Speed 3		K	15		14	12
Casing	Colour			BN: RAL9010 / SN: RAL9006			
Dimensions	Unit	Height F/C/R	mm	370/370/370			
		Width F/C/R	mm	1,000/1,000/1,048	1,500/1,500/1,548	2,000/2,000/2,048	2,500/2,500/2,548
		Depth F/C/R	mm	774/1,105/745			
Required ceiling void >			mm	520			
Door height	Max.		m	3.0 (1) / 2.75 (2) / 2.5 (3)	3.0 (1) / 2.75 (2) / 2.5 (3)	3.0 (1) / 2.75 (2) / 2.5 (3)	3.0 (1) / 2.75 (2) / 2.5 (3)
Door width	Max.		m	1.0	1.5	2.0	2.5
Weight	Unit		kg	76	100	126	157
Fan-Air flow rate	Heating	Speed 3	m^3/h	3,100	4,650	6,200	7,750
Sound pressure level	Heating	Speed 3	dBA	53	54	56	57
Refrigerant	Type / GWP			R-410A / 2,087.5			
Piping connections	Liquid/OD/Gas/OD		mm	9.52/16.0	9.52/19.0	9.52/22.0	
Required accessories (should be ordered separately)				Daikin wired remote control (BRC1E53A / BRC1E53B / BRC1E53C or BRC1D52)			
Power supply	Voltage		V	230			

(1) Favorable conditions: covered shopping mall or revolving door entrance (2) Normal conditions: little direct wind, no opposite open doors, building with ground floor only
(3) Unfavorable conditions: location at a corner or square, multiple floors and/or open stairway

Options & accessories - Ventilation

		Heat reclaim ventilation - VAM					
		VAM 150FC	**VAM 250FC**	**VAM 350J**	**VAM 500J**	**VAM 650J**	**VAM 800J**
Indiviual control systems	**BRC301B61** VAM wired remote control	•	•	•	•	•	•
	BRC1H51W (Glossy white) / **BRC1H51S** (Silver Metallic) / **BRC1H51K** (Black matte) User-friendly wired remote controller with premium design	•	•	•	•	•	•
	BRC1E53A/B/C Wired remote control with full-text interface and back-light	•	•	•	•	•	•
	BRC1D52 Standard wired remote control with weekly timer	•	•	•	•	•	•
Centralised control systems	**DCC601A51** intelligent Tablet Controller	•	•	•	•	•	•
	DCS601C51 intelligent Touch Controller	•	•	•	•	•	•
	DCS302C51 Central remote control	•	•	•	•	•	•
	DCS301B51 Unified ON/OFF control	•	•	•	•	•	•
	DST301B51 Schedule timer	•	•	•	•	•	•
Building Management System & Standard protocol interface	**DCM601A5A** Intelligent Touch Manager	•	•	•	•	•	•
	EKMBDXA Modbus interface	•	•	•	•	•	•
	DMS502A51 BACnet Interface	•	•	•	•	•	•
	DMS504B51 LonWorks Interface	•	•	•	•	•	•
Filters	EN779 Medium M6			EKAFVJ50F6	EKAFVJ50F6	EKAFVJ65F6	EKAFVJ100F6
	EN779 Fine F7			EKAFVJ50F7	EKAFVJ50F7	EKAFVJ65F7	EKAFVJ100F7
	EN779 Fine F8			EKAFVJ50F8	EKAFVJ50F8	EKAFVJ65F8	EKAFVJ100F8
Separate plenum							
CO_2 sensor				BRYMA65	BRYMA65	BRYMA65	BRYMA100
Electrical heater		VH1B	VH2B	VH2B	VH3B	VH3B	VH4B / VH4/AB
Others	Wiring adapter for external monitroing/control (controls 1 entire system)	KRP2A51	KRP2A51	KRP2A51 (2)	KRP2A51 (2)	KRP2A51 (2)	KRP2A51 (2)
	Adapter PCB for humidifier	KRP50-2	KRP50-2	KRP1C4 (3/5)	KRP1C4 (3/5)	KRP1C4 (3/5)	KRP1C4 (3/5)
	Adapter PCB for third party heater	BRP4A50	BRP4A50	BRP4A50A (3/4)	BRP4A50A (3/4)	BRP4A50A (3/4)	BRP4A50A (3/4)
	External wired temperature sensor						

Notes

(1) Do not connect the system to DIII-net devices LONWorks interface, BACnet interface, …; (intelligent Touch Manager, EKMBDXA are allowed)

(2) Installation box KRP1BA101 needed

(3) Additional fixing plate needed (EKMP65VAM (350 - 1000) / EKMPVAM (1500 - 2000))

(4) 3rd party heater and 3rd party humidifier cannot be combined

(5) Installation box KRP50-2A90 needed

(6) Contains 1 plenum and can be used for half side of the unit (up to 4 plenums can be used on 1 unit)

	VH electrical heater for VAM
Supply voltage	220/250V ac 50/60 Hz. +/-10%
Output current (maximum)	19A at 40°C (ambient)
Temperature sensor	5k ohms at 25°C (table 502 1T)
Temperature control range	0 to 40°C / (0-10V 0-100%)
Run on timer	Adjustable from 1 to 2 minutes (factory set at 1.5 minutes)
Control fuse	20 X5 mm 250 m A
LED indicators	Power ON - Yellow Heater ON - Red (solid or flashing, indicating pulsed control) Airflow fault - Red
Mounting holes	98mm X 181mm centres 5 mm ø holes
Maximum ambient adjacent to terminal box	35°C (during operation)
Auto high temp. cutout	100°C Pre-set
Man. reset high temp. cutout	125°C Pre-set
Run relay	1A 120V AC or 1A 24V DC
BMS setpoint input	0-10VDC

Vh electrical heater for vam		**vH1B**	**VH2B**	**VH3B**	**VH4B**	**VH4/AB**	**VH5B**
Capacity	kW	1	1	1	1.5	2.5	2.5
Duct diameter	mm	100	150	200	250	250	350
Connectable VAM		VAM150FC	VAM250FC	VAM500J	VAM800J	VAM800J	VAM1500J
		-	VAM350J	VAM650J	VAM1000J	VAM1000J	VAM2000J

			Heat reclaim ventilation VKM			Air handling unit applications		
VAM 1000J	**VAM 1500J**	**VAM 2000J**	**VKM 50GB(M)**	**VKM 80GB(M)**	**VKM 100GB(M)**	**EKEQFCBA (1)**	**EKEQDCB (1)**	**EKEQMCBA (1)**
•	•	•						
•	•	•	•	•	•	•	•	•
•	•	•	•	•	•	•	•	•
•	•	•	•	•	•	•	•	•
•	•	•	•	•	•	•	•	•
•	•	•	•	•	•	•	•	•
•	•	•	•	•	•			
•	•	•	•	•	•			
•	•	•	•	•	•			
•	•	•	•	•	•	•	•	•
•	•	•	•	•	•	•	•	•
•	•	•	•	•	•			
•	•	•	•	•	•			
EKAFVJ100F6	EKAFVJ100F6 x2	EKAFVJ100F6 x2						
EKAFVJ100F7	EKAFVJ100F7 x2	EKAFVJ100F7 x2						
EKAFVJ100F8	EKAFVJ100F8 x2	EKAFVJ100F8 x2						
	EKPLEN200 (6)	EKPLEN200 (6)						
BRYMA100	BRYMA200	BRYMA200	BRYMA65	BRYMA100	BRYMA200			
VH4B / VH4/AB	VH5B	VH5B						
KRP2A51 (2)	KRP2A51 (2)	KRP2A51 (2)	BRP4A50A (3/4)	BRP4A50A (3/4)	BRP4A50A (3/4)			
KRP1C4 (3/5)	KRP1C4 (3/5)	KRP1C4 (3/5)	BRP4A50A (3/4)	BRP4A50A (3/4)	BRP4A50A (3/4)			
BRP4A50A (3/4)	BRP4A50A (3/4)	BRP4A50A (3/4)	BRP4A50A (3/4)	BRP4A50A (3/4)	BRP4A50A (3/4)			
							KRCS01-1	

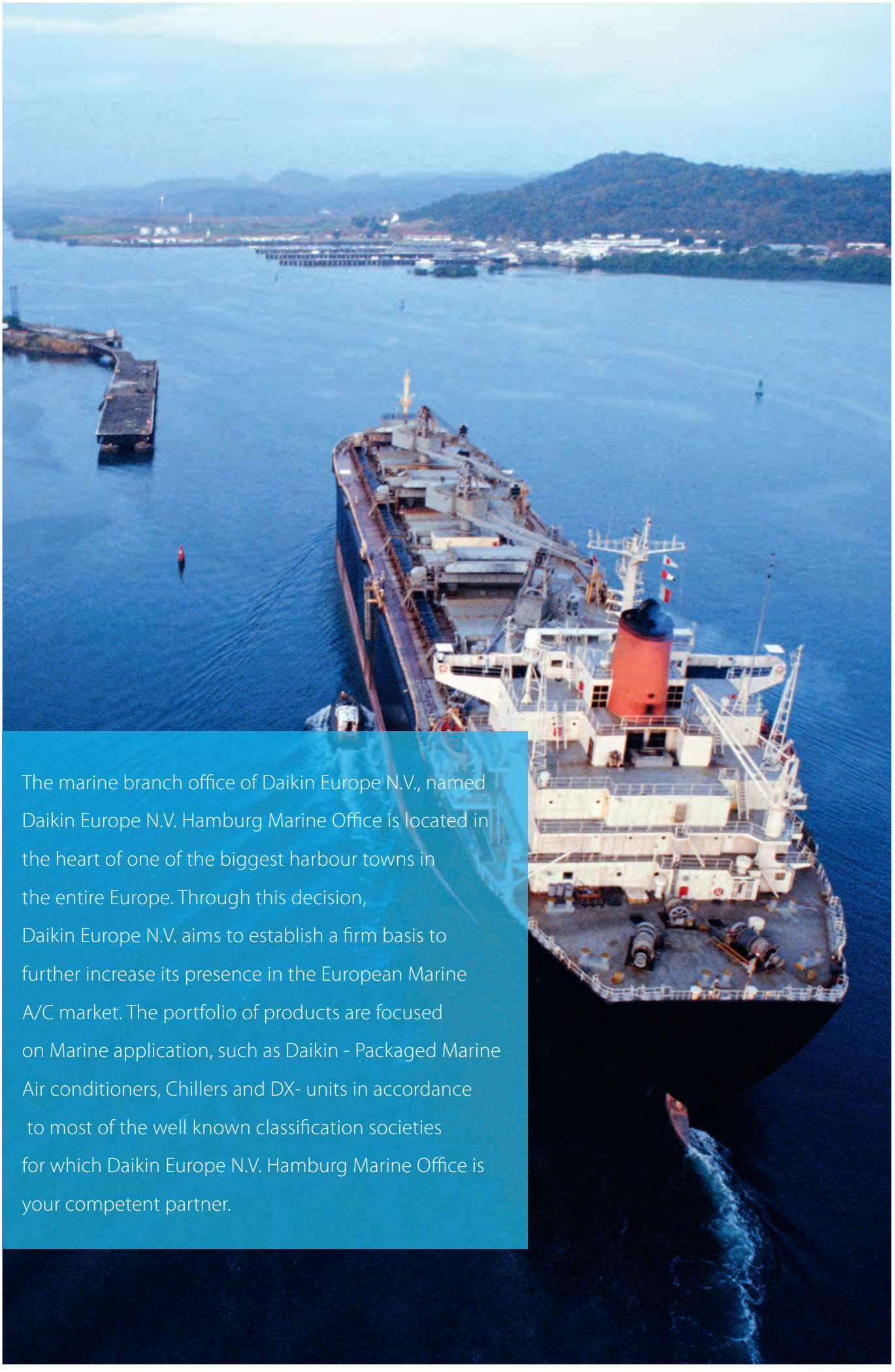

The marine branch office of Daikin Europe N.V., named Daikin Europe N.V. Hamburg Marine Office is located in the heart of one of the biggest harbour towns in the entire Europe. Through this decision, Daikin Europe N.V. aims to establish a firm basis to further increase its presence in the European Marine A/C market. The portfolio of products are focused on Marine application, such as Daikin - Packaged Marine Air conditioners, Chillers and DX- units in accordance to most of the well known classification societies for which Daikin Europe N.V. Hamburg Marine Office is your competent partner.

USDN25(HB) / USDP25(GB) / USDN*(JB1) (JB2) / USDP*(JB1) (JB2)

Daikin Marine Type Deck Units

- Energy saving
- Compact design
- Refrigerants R-404A - R-407C
- Economical maintenance
- Easy installation
- Hermetic scroll compressor
- Minimum piping and field work required
- High performance reliability
- Lesser refrigerant volum with leak proof hermetic structure
- High static pressure fan facilitates the use of long ducts
- Quiet, less vibration operation makes it suitable for installation in accomodation areas

Optional customized modifications:
- Remote controls
- Electrical heater
- Data bus interfaces
- Air plenum or duct connection
- Higher external static pressure
- Cooling water regulating valve
- Higher air volume

USP*H (R1) (B) (TG) (BTG) / USN*HB / USN (G) (C)*HB / USP (G) (C)*HB

Daikin Marine Type Packaged Series

- Excellent durability
- Hermetic scroll compressor
- Light weight design
- Refrigerants: R-404A - R-407C
- Resilient structure specially designed for marine applications
- Abundant modification parts assures various applications
- Wide operation range
- Easy transportation and installation
- Energy-saving
- Complete set of spare parts provided for certain models

Optional customized modifications:
- Remote controls
- Electrical heater
- Data bus interfaces
- Air plenum or duct connection
- Higher external static pressure
- Cooling water regulating valve
- Higher air volume

USFN*(JB) (JC) / USFP*(JB) (JC)

Daikin Marine Type Galley Series

- Respond to a wide temperature range
- High efficient operation
- Outstanding durable design
- Easy transportation and installation
- Excellent performance reliability
- Spare parts are provided as standard accessories
- Hermetic scroll compressor
- High static pressure system
- R-404A, R-407C

Optional customized modifications:
- Remote controls
- Electrical heater
- Data bus interfaces
- Air plenum or duct connection
- Higher external static pressure
- Cooling water regulating valve
- Higher air volume

RHSD~A / RKS~FR Unit

Daikin Marine Type Small Size Condensing

RHSD-A (R-134a):
- A semi-hermetic reciprocating compressor with proven reliability
- Saved maintenance work around compressor (without V belts & shaft seal)

RKS-FR (R-404A):
- An open type reciprocating compressor of optimum design for R-404A
- Equal installation & maintenance as R-22

For more information, visit www.daikineurope.com/industrial/applications/marine

Daikin chillers offer the ultimate in reliability and flexibility — a reflection of the advanced technology inherent within them. Daikin chillers represent the sure and safe route to a comfortable environment and a process cooling solution that is clean and consistent.

Chillers

Why choose Daikin chillers 442

Products overview - air cooled and condensing units 446

Products overview - water cooled and condenserless units 448

Air cooled chillers (Cooling only) 450
NEW EWAQ-BVP 450
EWAQ-ACV3/ACW1 451
NEW EWAQ-CWN/CWP 452
EWAQ-G- 454
EWAQ-E- 458
EWAQ-F- 460
EWAD-E- 464
EWAD-D- 466
EWAD-C- 474
EWAD-CZ 480
EWAD-CF 482
UNIQUE EWAD-TZB 484
EWAD-TZ 486

Air cooled chillers (Heat pump) 492
NEW EWYQ-BVP 492
EWYQ-ACV3/ACW1 493
NEW EWYQ-CWN/CWP 494
SEHVX-BAW/SERHQ-BAW1 495
EWYQ-G- 496
EWYQ-F- 498
EWYD-BZ 500

Air cooled condensing unit 502
ERAD-E- 502

Water cooled chillers 504
EWWQ-B- 504
EWWP-KBW1N 506
EWHQ-G- 508
EWWQ-G- 509
EWWQ-L- 510
EWWD-G- 512
EWWD-I- 514
EWWD-J- 516
UNIQUE EWWD-VZ 520

Condenserless chillers 523
EWLP-KBW1N 523
EWLQ-G- 524
EWLQ-L- 525
EWLD-J- 526
EWLD-G- 527
EWLD-I- 528

Water cooled centrifugal chillers 529
EWWD-FZXS 529
DWSC / DWDC 530

Options and accessories 532

For latest data, please consult my.daikin.eu

Daikin chillers

Why choose Daikin chillers?

Daikin chillers are the perfect bridge between project requirements and customer satisfaction.

From the smallest chillers to the very largest, our quality control and attention detail is absolute.

Our systems have the **most advanced technologies**, deliver **the highest energy efficiencies** and **lowest running costs**, and are the gold standard for reliability and performance.

The widest and most flexible chiller portfolio

› From the smallest mini chiller for residential use to the largest chiller for district cooling
› Tailor made solutions based on the most advanced technologies
› Wide range of options and accessories

Worldwide experience in chiller design and manufacturing

› World's most advanced facilities for air conditioning research and development: the Applied Development Center in Minneapolis, Minnesota
› Inhouse development and manufacturing of chiller main components (compressors, fans, condenser coils, software, etc...)

The highest efficiency for every installation

› Inverter technology over the whole capacity range
› The lowest total cost of ownership and fast payback time

Quality and reliability

› Daikin's integrated zero defect policy ensures quality of components and finished products
› Each Daikin chiller is factory run-tested and subjected to quality audit before shipment

Benefits for installers

› Plug & play solutions
› Maximum serviceability
› Ideal solutions for retrofit projects

Benefits for consultants

› Energy efficient solutions without compromising on reliability and performance
› Latest technology embedded in all our products

Benefits for end users

› Remarkable savings on running costs
› Easy to customise the chiller to your application, environment and need thanks to more than 150 different options.

Web-based chiller selection software

A user-friendly interface allows users to quickly create new projects, open and change exisiting projects or simply do a quick selection.

Technical selection reports can be printed or downloaded in several formats.

To make life easier, the tool is accessible everywhere, via any device. No matter where you are, projects can be consulted.

Create now a new account on:
http://tools.daikinapplied.eu/

401B Chiller and air side equipment
Product portfoliio

430_1 EWAD-TZSSB
Product profile

430_2 EWAD-TZSLB
Product profile

430_3 EWAD-TZSRB
Product profile

430_4 EWAD-TZXSB
Product profile

430_5 EWAD-TZXLB
Product profile

430_6 EWAD-TZXRB
Product profile

430_7 EWAD-TZPSB
Product profile

430_8 EWAD-TZPLB
Product profile

425 EWWD-VZSS
Product flyer

418 Chiller series
Product profile

404 EWAD-TZ B
Product profile

Supporting tools

Business portal

› Experience our extranet that thinks with you at my.daikin.eu
› Find information in seconds via a powerful search
› Customise the options so you see only info relevant for you
› Access via mobile device or desktop

Website

› www.daikin.eu/en_us/product-group/chillers.html
› Explore our product range
› Find our solutions for applications
› Get more commercial details on our flagship products

Literature

› Download or consult our literature for our professional network and end-customers

OFFICE APPLICATION

AIR COOLED CHILLER INSTALLATION

AIR COOLED CHILLER INSTALLATION

INDUSTRIAL APPLICATION

EWAQ-E-
INSTALLATION

DATA CENTER
APPLICATION

PROCESS COOLING
APPLICATION

Products overview

		Refrigerant type *	Refrigerant circuits	Inverter	Free cooling	Compressor			Water heat exchanger		Efficiency version				Sound version			
						Swing	Scroll	Screw	Plate **	Single pass shell and tube	Standard	High	Premium	High ambient	Standard	Low	Reduced	Extra low
Cooling only																		
EWAQ~BVP NEW		R-410A	1	●		●			● BPHE		●				●			
EWAQ~ACV3/ACW1		R-410A	1	●			●		● BPHE		●				●			
EWAQ~CWN/P NEW		R-410A	1-2	●			●		● BPHE		●				●			
EWAQ~G-		R-410A	1				●		● BPHE		●	●			●		●	
EWAQ~E-		R-410A	1				●		●			●			●	●	●	
EWAQ~F-		R-410A	2				●		●		●	●			●	●	●	
EWAD~E-		R-134a	1					●	●		●				●	●		
EWAD~C-		R-134a	2-3					●		●	●	●	●		●	●	●	
EWAD~CZ		R-134a	2-3	●				●		●		●			●	●	●	
EWAD~CF		R-134a	2		●			●		●		●			●	●	●	
EWAD~TZ		R-134a	1-2	●				●	●	●	●	●			●		●	
EWAD-TZ B		R-134a	1-2	●				●	●	●	●	●	●		●	●	●	
Heat pump																		
EWYQ~BVP NEW		R-410A	1	●		●			● BPHE		●				●			
EWYQ~ACV3/ACW1		R-410A	1	●			●		● BPHE		●				●			
EWYQ~CWN/P NEW		R-410A	1-2	●			●		● BPHE		●				●			
SEHVX-BAW SERHQ-BAW1		R-410A	1	●			●		● BPHE		●				●			
EWYQ~G-		R-410A	1				●		● BPHE			●			●		●	
EWYQ~F-		R-410A	1-2				●		●			●			●	●	●	
EWYD~BZ		R-134a	2-3	●				●		●	●				●	●		
Condensing unit																		
ERAD~E-		R-134a	1					●			●				●	●		

*Note: blue cells combination to be confirmed

* (GWP) : R-410A (2087.5), R-134a (1430) - ** BPHE: Brazed plate heat exchanger

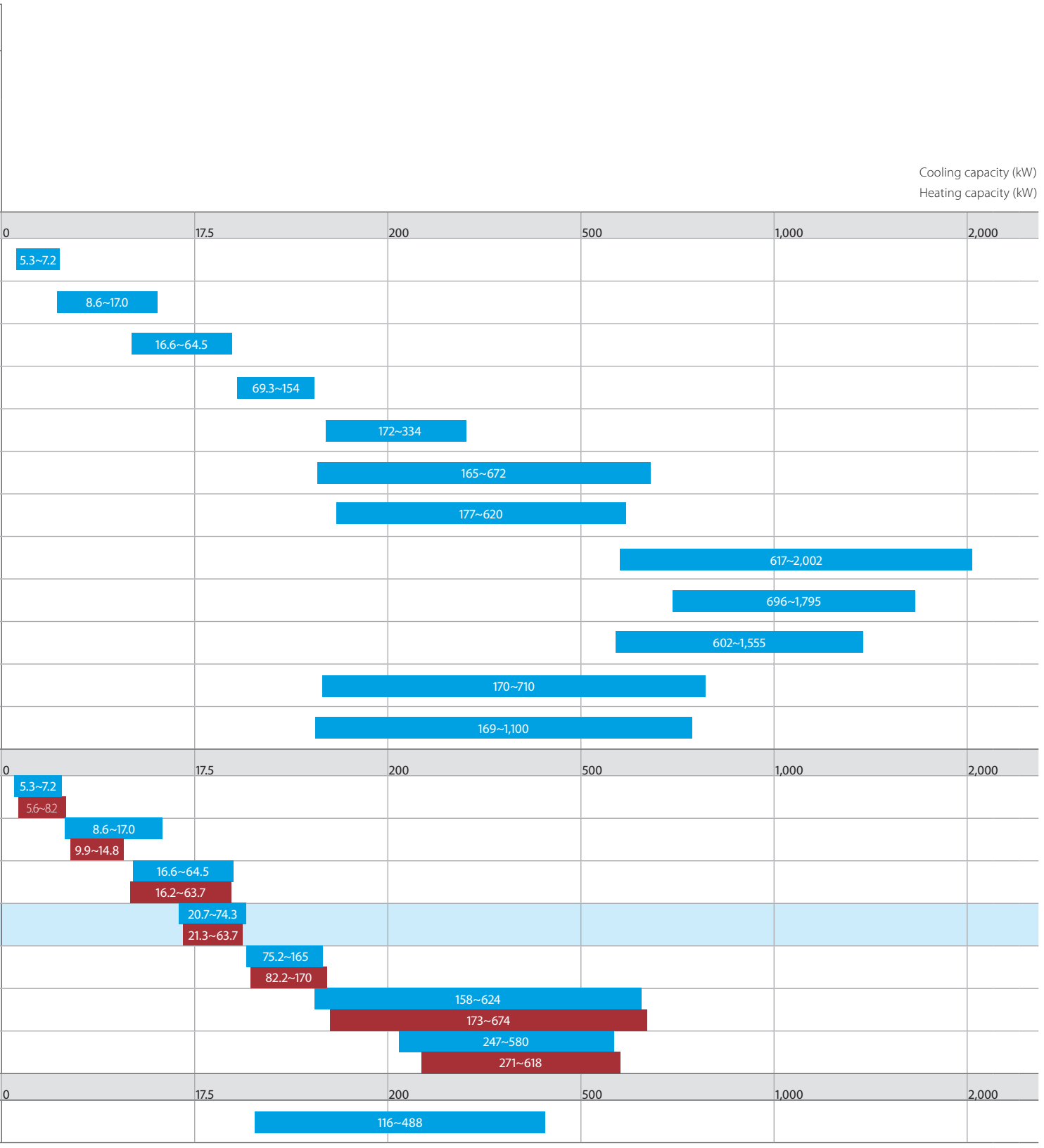
Cooling capacity (kW)
Heating capacity (kW)
0
17.5
200
500
1,000
2,000
5.3~7.2
8.6~17.0
16.6~64.5
69.3~154
172~334
165~672
177~620
617~2,002
696~1,795
602~1,555
170~710
169~1,100
0
17.5
200
500
1,000
2,000
5.3~7.2
5.6~8.2
8.6~17.0
9.9~14.8
16.6~64.5
16.2~63.7
20.7~74.3
21.3~63.7
75.2~165
82.2~170
158~624
173~674
247~580
271~618
0
17.5
200
500
1,000
2,000
116~488

Products overview

		Refrigerant Type *	Refrigerant circuits	Inverter	Compressor			Water heat exchanger			Efficiency version			Sound version
					Scroll	Screw	Centrifugal	Plate **	Single pass shell and tube	Shell and tube	Standard	High	Premium	Standard
Water cooled chillers (Cooling only & Heating only)														
EWWP~KBW1N		R-407C	1-2-4-6		●						●			●
EWHQ~G-		R-410A	1		●			●						
EWWQ~G-		R-410A	1		●			●			●			●
EWWQ~L-		R-410A	2		●			●			●			●
EWWD~J-		R-134a	1-2			●		●			●			●
EWWD~G-		R-134a	1-2			●			●		●	●		●
EWWD~I-		R-134a	1-2-3			●			●		●	●		●
Water cooled chillers (Cooling only)														
EWWQ~B-		R-410A	1-2			●			●		●	●		●
EWWD-VZ		R-134a	1	●		●				● Flooded	●	●	●	●
Condenserless chillers														
EWLP~KBW1N		R-407C	1-2		●			● BPHE			●			●
EWLQ~G-		R-410A	1		●			●			●			●
EWLQ~L-		R-410A	2		●			●			●			●
EWLD~J-		R-134a	1-2			●		●			●			●
EWLD~G-		R-134a	1-2			●			●		●			●
EWLD~I-		R-134a	1-2-3			●			●		●			●
Water cooled centrifugal chillers														
EWWD~FZ		R-134a	1	●			●		● Flooded			●		●
DWSC DWDC		R-134a	1	optional			●		● Flooded			●		●
6,000 RT CENTRIFUGAL		R-134a	2 per chiller				●		● Flooded			●		●

 * (GWP) : R-410A (2087.5), R-134a (1430), R-407C (1773.9) - ** BPHE: Brazed plate heat exchanger

Cooling capacity (kW)
Heating capacity (kW)



Air cooled mini inverter chiller

- Top product in terms of energy efficiency and operation range
- All capacities available in 2 versions: standard version and version with OP10 option (no freeze up of water when not in operation thanks to the water piping heater tape)
- Easy ‚plug and play' installation
- Amongst the most quiet units in the market (63dBA - sound power)
- Single phase power supply and low starting currents make the unit ideal for residential applications
- Weight reduced with 20% compared with the previous models.
- Built-in Hydraulic kit: no buffer tank required, standard inverter driven pump, main flow sensor and switch included.
- Standard wired remote control enables setting of different set points (cooling, heating, water leaving temperature) or based on outdoor conditions (weather dependent control). It has an alarm history, night time noise reduction function and is language based.

EWAQ-BVP EKRUMCL1

Cooling Only				EWAQ-BVP	004	005	006	008
Cooling capacity	Min./Nom.			kW	2.0 /4.00 / 4.01	2.0 /4.93 / 5.07	3.0 /5.88 / 6.07	3.0 /7.95 / 8.23
Power input	Cooling	Nom.		kW	1.27 / 0.840	1.61 / 1.12	1.87 / 1.13	2.57 / 1.65
Capacity control	Method				Variable (inverter)			
EER					3.14 / 4.80	3.06 / 4.51	3.15 / 5.35	3.10 / 4.99
ESEER					4.45	4.49	5.25	5.24
Dimensions	Unit	HeightxWidthxDepth		mm	735x1,090x350		997x1,160x380	
Weight	Unit			kg	83		106	
Water heat exchanger	Type				Brazed plate			
Air heat exchanger	Type				Cross fin coil/Hi-X tubes and chromate coated waffle louvre fins		Cross fin coil/Hi-X tubes and PE coated waffle louvre fins	
Compressor	Type				Hermetically sealed swing compressor			
	Quantity				1			
Fan	Type				Propeller fan			
	Quantity				1			
Sound power level	Cooling	Nom.		dBA	63	64	69	
Sound pressure level	Cooling	Nom.		dBA	48	49	52	53
Operation range	Air side	Cooling	Min.~Max.	°CDB	10~43		10~46	
	Water side	Cooling	Min.~Max.	°CDB	5~22			
Refrigerant	Type/GWP				R-410A/2,088		R-410A/2,087.5	
	Control				Electronic expansion valve			
	Circuits	Quantity			1			
Refrigerant charge				kg/TCO2Eq	2.10/4.4		2.70/5.6	
Unit	Starting current	Max		A	15.7		19.9	
	Running current	Max		A	15.7		19.9	
Power supply	Phase/Frequency/Voltage			Hz/V	1N~/50/230			

Air cooled mini inverter chiller

- Inverter technology to ensure low sound values and **leader-of-class ESEER**
- Wide operating range
- Built-in hydronic module: no buffer tank required and a standard pump and main switch are included
- Easy 'plug and play' installation
- Single phase power supply **for residential applications**, three phase power supply model available **for light commercial applications**

EWAQ-ACV3/ACW1

Digital controller

Cooling only					EWAQ	009ACV3	010ACV3	011ACV3	009ACW1	011ACW1	013ACW1
Cooling capacity	Nom.				kW	12.2 (1) / 8.6 (2)	13.6 (1) / 9.6 (2)	15.7 (1) / 11.1 (2)	12.9 (1) / 9.1 (2)	15.7 (1) / 11.1 (2)	17.0 (1) / 13.3 (2)
Power input	Cooling	Nom.			kW	2.85 (1) / 2.83 (2)	3.41 (1) / 3.28 (2)	4.13 (1) / 3.90 (2)	3.08 (1) / 3.05 (2)	4.13 (1) / 3.90 (2)	5.52 (1) / 5.18 (2)
Capacity control	Method					Inverter controlled					
EER						4.27 (1) / 3.05 (2)	4.00 (1) / 2.93 (2)	3.79 (1) / 2.85 (2)	4.19 (1) / 2.99 (2)	3.79 (1) / 2.85 (2)	3.08 (1) / 2.57 (2)
ESEER						4.31	4.30	4.33	4.43	4.44	4.36
Dimensions	Unit	Height			mm	1,435					
		Width			mm	1,418					
		Depth			mm	382					
Weight	Unit				kg	180					
Water heat exchanger	Type					Brazed plate					
	Quantity					1					
	Water volume				l	1.01					
	Water flow rate	Cooling	Nom.		l/min	24.7	27.6	31.9	26.1	31.9	38.2
Air heat exchanger	Type					Hi-XSS					
Hydraulic components	Expansion vessel	Volume			l	10					
Compressor	Type					Hermetically sealed scroll compressor					
	Quantity					1					
Fan	Type					Propeller fan					
	Quantity					2					
	Air flow rate	Cooling	Nom.		m^3/min	96	100	97	-		
Fan motor	Speed	Cooling	Nom.		rpm	780					
		Steps				8					
Sound power level	Cooling	Nom.			dBA	64					66
Sound pressure level	Cooling	Nom.			dBA	51					52
		Cooling Night quiet mode			dBA	45					46
Operation range	Water side	Cooling	Min.~Max.		°CDB	5~22					
	Air side	Cooling	Min.~Max.		°CDB	10~46					
Refrigerant	Type / GWP					R-410A / 2,087.5					
	Control					Electronic expansion valve					
	Circuits	Quantity				1					
Refrigerant charge	Per circuit				kg	2.95					
					TCO_2eq	6.2					
Water circuit	Piping connections diameter				inch	G 5/4" (female)					
	Piping				inch	5/4"					
Power supply	Phase/Frequency/Voltage				Hz/V	1~/50/230			3N~/50/400		

(1) Underfloor program: cooling Ta 35°C - LWE 18°C (Dt: 5°C) (2) Fan coil program: cooling Ta 35°C - LWE 7°C (Dt: 5°C)

Air cooled scroll inverter chiller

- Inverter chiller
- High part load efficiency for low running cost
- Minimal starting currents
- No buffertank required for standard applications
- Daikin scroll compressor
- Wide operation range
- Integrated hydronic module on request

EWAQ-CWN/CWP BRC21A52

Cooling only				EWAQ-CWN/CWP	016	021	025	032	040	050	064
Cooling capacity	Nom.			kW	16.8(1)/17.0(2)	21.0(1)/21.2(2)	25.3(1)/25.5(2)	31.6(1)/31.8(2)	42.1(1)/42.3(2)	50.5(1)/50.7(2)	63.2(1)/63.3(2)
	Max.				20.0(1)/20.2(2)	25.0(1)/25.2(2)	30.1(1)/30.3(2)	37.6(1)/37.8(2)	50.1(1)/50.3(2)	60.1(1)/60.3(2)	75.2(1)/75.3(2)
Power input	Cooling	Nom.		kW	5.93(1)/5.81(2)	7.61(1)/7.47(2)	9.60(1)/9.45(2)	12.9(1)/12.7(2)	15.1	19.2(1)/19.0(2)	25.7(1)/25.5(2)
Capacity control	Method				Inverter controlled						
	Minimum capacity			%	25						
EER					2.84(1)/2.93(2)	2.77(1)/2.84(2)	2.63(1)/2.70(2)	2.45(1)/2.50(2)	2.79(1)/2.80(2)	2.63(1)/2.67(2)	2.46(1)/2.48(2)
ESEER					4.37(1)/4.85(2)	4.26(1)/4.70(2)	4.17(1)/4.57(2)	3.87(1)/4.10(2)	4.28(1)/4.40(2)	4.18(1)/4.36(2)	3.87(1)/4.05(2)
Dimensions	Unit	HeightxWidthxDepth		mm	1,684x1,370x774			1,684x1,680x774	1,684x2,360x780		1,684x2,980x780
Weight	Unit			kg	268(1)/280(2)	321(1)/332(2)	321(1)/332(2)	403(1)/414(2)	579(1)/604(2)	579(1)/604(2)	741(1)/765(2)
Water heat exchanger	Type				Brazed plate						
	Water flow rate	Cooling	Nom.	l/min	48	60	72	90	120	145	181
	Water pressure drop	Cooling	Total	kPa	8	10	14	8	10	14	8
	Water volume			l	3			5	6		9
Air heat exchanger	Type				Air cooled coil						
Compressor	Type				Hermetically sealed scroll compressor						
	Quantity				1	2		3	4		6
Fan	Type				Axial						
Sound power level	Cooling	Nom.		dBA	78			80	81		83
Operation range	Air side	Cooling	Min.~Max.	°CDB	-5~43						
	Water side	Cooling	Min.~Max.	°CDB	-10 ~20						
Refrigerant	Type/GWP				R-410A/2,087.5						
	Control				Electronic expansion valve						
	Circuits	Quantity			1				2		
Refrigerant charge				kg/TCO2Eq	7.60/15.9			9.60/20.0	7.60/15.9		9.60/20.0
Water circuit	Piping connections diameter			inch	1-1/4" (female)				2" (female)		
	Piping			inch	1-1/4"				1-1/2"		
Unit	Starting current	Max		A	0.0	77.7	78.7	88.7	99.8	101.9	120.7
	Running current	Max		A	22.2	25.3	26.4	35.2	47.4	49.6	67.2
Power supply	Phase/Frequency/Voltage			Hz/V	3N~/50/400						

(1) EWAQ-CWN: Version without pump. (2) EWAQ-CWP: Version with pump.

Air cooled multi-scroll chiller, standard efficiency, standard sound

- Single refrigerant circuit (2 scroll compressors) with single evaporator
- Compact design
- Micro channel heat exchanger technology reduces the amount of refrigerant used in the system, lowering environmental impact
- Partial and total heat recovery option available
- Stainless steel plate heat exchanger
- MicroTech III controller with superior control logic and easy interface

Cooling only				**EWAQ-G-SS**	**075**	**085**	**100**	**110**	**120**	**140**	**155**
Cooling capacity	Nom.			kW	74.7	84.2	96.7	107	117	139	154
Power input	Cooling	Nom.		kW	27.7	31.2	35.0	39.5	43.4	51.1	57.2
Capacity control	Method				Step						
	Minimum capacity			%	50	44	50	44	50	43	50
EER					2.70		2.76	2.70		2.73	2.70
ESEER					4.11	4.23	4.04	4.12	3.91	4.20	4.06
IPLV					4.79	4.97	4.78	4.86	4.66	4.92	4.78
Dimensions	Unit	Height		mm	1,800						
		Width		mm	1,195						
		Depth		mm	2,140		2,680			3,200	
Weight	Unit			kg	681	792	923	953	982	1,037	1,066
	Operation weight			kg	692	802	934	963	993	1,054	1,085
Water heat exchanger	Type				Brazed plate						
	Water flow rate	Cooling	Nom.	l/s	3.6	4.0	4.6	5.1	5.6	6.7	7.4
	Water pressure drop	Cooling	Nom.	kPa	15.5	27.3	36.9	31.6	36.0	27.5	25.8
	Water volume			l	5.60	4.90		5.60		8.10	9.40
Air heat exchanger	Type				Microchannel						
Compressor	Type				Scroll compressor						
	Quantity				2						
Fan	Type				Direct propeller						
	Quantity				4		6			8	
	Air flow rate	Nom.		l/s	6,017	6,444	9,029			12,008	
	Speed			rpm	1,360						
Sound power level	Cooling	Nom.		dBA	83	85	87	89			
Sound pressure level	Cooling	Nom.		dBA	66	68	69	71			
Operation range	Air side	Cooling	Min.~Max.	°CDB	-10~42						
	Water side	Cooling	Min.~Max.	°CDB	-10~15						
Refrigerant	Type / GWP				R-410A / 2,087.5						
	Circuits	Quantity			1						
Refrigerant charge	Per circuit			kg	8.5	10.4	10.7	11.5	12.9	14.1	13.4
				TCO_2eq	17.7	21.7	22.3	24.0	26.9	29.4	28.0
Piping connections	Evaporator water inlet/outlet (OD)				2" 1/2						
Unit	Starting current	Max		A	211	262	270	317	325	365	379
	Running current	Cooling	Nom.	A	54	58	62	70	79	89	102
		Max		A	68	74	81	89	97	114	129
Power supply	Phase/Frequency/Voltage			Hz/V	3~/50/400						

Air cooled multi-scroll chiller, standard efficiency, reduced sound

EWAQ-G-SS/SR

MicroTech III

Cooling only				EWAQ-G-SR	075	085	100	110	120	140	155
Cooling capacity	Nom.			kW	69.3	78.9	91.0	99.7	109	130	143
Power input	Cooling	Nom.		kW	29.4	33.1	36.8	42.0	46.3	54.0	61.2
Capacity control	Method				Step						
	Minimum capacity			%	50	44	50	44	50	43	50
EER					2.36	2.38	2.47	2.38	2.35	2.42	2.34
ESEER					3.94	4.12	3.94	4.02	3.74	4.12	3.88
IPLV					4.67	4.85	4.71	4.78	4.50	4.85	4.61
Dimensions	Unit	Height		mm	1,800						
		Width		mm	1,195						
		Depth		mm	2,140	2,680			3,200		
Weight	Unit			kg	711	822	953	983	1,012	1,067	1,096
	Operation weight			kg	722	832	964	993	1,023	1,084	1,115
Water heat exchanger	Type				Brazed plate						
	Water flow rate	Cooling	Nom.	l/s	3.3	3.8	4.4	4.8	5.2	6.2	6.9
	Water pressure drop	Cooling	Nom.	kPa	13.3	24.0	32.6	27.6	31.1	24.1	22.2
	Water volume			l	5.58	4.86		5.60		8.10	9.36
Air heat exchanger	Type				Microchannel						
Compressor	Type				Scroll compressor						
	Quantity				2						
Fan	Type				Direct propeller						
	Quantity				4		6			8	
	Air flow rate	Nom.		l/s	4,523	5,046	6,787			9,023	
	Speed			rpm	1,108						
Sound power level	Cooling	Nom.		dBA	79	82	84	86			
Sound pressure level	Cooling	Nom.		dBA	62	65	66	68			
Operation range	Air side	Cooling	Min.~Max.	°CDB	-10~42						
	Water side	Cooling	Min.~Max.	°CDB	-10~15						
Refrigerant	Type / GWP				R-410A / 2,087.5						
	Circuits	Quantity			1						
Refrigerant charge	Per circuit			kg	8.5	10.4	10.7	11.5	12.9	14.1	13.4
				TCO_2eq	17.7	21.7	22.3	24.0	26.9	29.4	28.0
Piping connections	Evaporator water inlet/outlet (OD)				2" 1/2						
Unit	Starting current	Max		A	211	262	270	317	325	365	379
	Running current	Cooling	Nom.	A	57	61	65	74	84	93	109
		Max		A	68	74	81	89	97	114	129
Power supply	Phase/Frequency/Voltage			Hz/V	3~/50/400						

Air cooled multi-scroll chiller, high efficiency, standard sound

- Single refrigerant circuit (2 scroll compressors) with single evaporator
- Compact design
- Micro channel heat exchanger technology reduces the amount of refrigerant used in the system, lowering environmental impact
- Partial and total heat recovery option available
- Stainless steel plate heat exchanger
- MicroTech III controller with superior control logic and easy interface

Cooling only					EWAQ-G-XS	080	090	105	115	130	150
Cooling capacity	Nom.				kW	79.8	90.3	105	117	131	149
Power input	Cooling	Nom.			kW	25.8	29.0	33.8	37.7	42.3	48.1
Capacity control	Method					Step					
	Minimum capacity				%	50	44	50	44	50	43
EER						3.10	3.11	3.12		3.10	
ESEER						4.20	4.30	4.28	4.34	4.22	4.36
IPLV						4.82	5.04	4.96	5.02	4.92	5.05
Dimensions	Unit	Height			mm	1,800				1,820	
		Width			mm	1,195					
		Depth			mm	2,680	3,200			3,800	
Weight	Unit				kg	734	850	987	1,024	1,086	1,123
	Operation weight				kg	744	860	1,002	1,040	1,102	1,144
Water heat exchanger	Type					Brazed plate					
	Water flow rate	Cooling	Nom.		l/s	3.8	4.3	5.0	5.6	6.3	7.1
	Water pressure drop	Cooling	Nom.		kPa	25.7	32.7	20.3	19.9	25.4	20.6
	Water volume				l	5.58	4.86		5.60		8.10
Air heat exchanger	Type					Microchannel					
Compressor	Type					Scroll compressor					
	Quantity					2					
Fan	Type					Direct propeller					
	Quantity					6		8		10	
	Air flow rate	Nom.			l/s	9,029	9,498	12,008		15,046	
	Speed				rpm	1,360					
Sound power level	Cooling	Nom.			dBA	84	85	87	89		71
Sound pressure level	Cooling	Nom.			dBA	66	68	69	71		
Operation range	Air side	Cooling	Min.~Max.		°CDB	-10~45					
	Water side	Cooling	Min.~Max.		°CDB	-10~15					
Refrigerant	Type / GWP					R-410A / 2,087.5					
	Circuits	Quantity				1					
Refrigerant charge	Per circuit				kg	9.1	12.7	13.1	13.2	16.1	15.0
					TCO_2eq	19.0	26.5	27.3	27.6	33.6	31.3
Piping connections	Evaporator water inlet/outlet (OD)					2" 1/2					
Unit	Starting current	Max			A	213	264	272	319	329	367
	Running current	Cooling	Nom.		A	52	56	61	69	76	87
		Max			A	70	75	83	91	101	116
Power supply	Phase/Frequency/Voltage				Hz/V	3~/50/400					

Air cooled multi-scroll chiller, high efficiency, reduced sound

EWAQ-G-XS/XR

MicroTech III

Cooling only				EWAQ-G-XR	080	090	105	115	130	150
Cooling capacity	Nom.			kW	76.0	86.0	100	110	125	141
Power input	Cooling	Nom.		kW	26.4	29.9	34.7	39.0	43.3	49.8
Capacity control	Method				Step					
	Minimum capacity			%	50	44	50	44	50	43
EER					2.88		2.89	2.83	2.88	2.83
ESEER					4.18	4.29	4.27	4.31	4.21	4.33
IPLV					4.85	4.99	4.93	4.99	4.89	5.03
Dimensions	Unit	Height		mm	1,800				1,820	
		Width		mm	1,195					
		Depth		mm	2,680	3,200			3,800	
Weight	Unit			kg	764	880	1,017	1,054	1,116	1,153
	Operation weight			kg	774	890	1,032	1,070	1,132	1,174
Water heat exchanger	Type				Brazed plate					
	Water flow rate	Cooling	Nom.	l/s	3.6	4.1	4.8	5.3	6.0	6.7
	Water pressure drop	Cooling	Nom.	kPa	23.3	29.6	18.4	17.8	23.0	18.4
	Water volume			l	5.58	4.86		5.60		8.10
Air heat exchanger	Type				Microchannel					
Compressor	Type				Scroll compressor					
	Quantity				2					
Fan	Type				Direct propeller					
	Quantity				6		8		10	
	Air flow rate	Nom.		l/s	6,787	7,356	9,023		11,309	
	Speed			rpm	1,108					
Sound power level	Cooling	Nom.		dBA	80	82	84		86	
Sound pressure level	Cooling	Nom.		dBA	62	65	66	68	67	
Operation range	Air side	Cooling	Min.~Max.	°CDB	-10~45					
	Water side	Cooling	Min.~Max.	°CDB	-10~15					
Refrigerant	Type / GWP				R-410A / 2,087.5					
	Circuits	Quantity			1					
Refrigerant charge	Per circuit			kg	9.1	12.7	13.1	13.2	16.1	15.0
				TCO_2eq	19.0	26.5	27.3	27.6	33.6	31.3
Piping connections	Evaporator water inlet/outlet (OD)				2" 1/2					
Unit	Starting current	Max		A	213	264	272	319	329	367
	Running current	Cooling	Nom.	A	54	58	63	71	78	90
		Max		A	70	75	83	91	101	116
Power supply	Phase/Frequency/Voltage			Hz/V	3~/50/400					

Air cooled multi-scroll chiller, high efficiency, standard/low sound

› Reliable and efficient scroll compressors with high EER values
› A series of advantages thanks to the use of large-capacity scroll compressors: increased competitiveness, reduced weight, clearances around the unit
› **Reduced footprint thanks to the V-shaped frame**
› Large operation range: ambient temperatures up to 52°C and down to -18°C
› Ideal solution for **a broad range of comfort and process applications**
› The unit can be equipped with a hydraulic module optimizing installation time, space and cost
› MicroTech III controller with superior control logic and easy interface

Cooling only				**EWAQ-E-XS/XL**	**180**	**200**	**230**	**260**	**320**	**340**
Cooling capacity	Nom.			kW	178	200	226	263	315	334
Power input	Cooling	Nom.		kW	58.0	65.4	73.8	86.2	103	110
Capacity control	Method				Step					
	Minimum capacity			%	50.0	43.0	50.0	33.0	27.0	33.0
EER					3.06				3.05	
ESEER					4.02	4.11	3.91	4.18	4.17	4.14
IPLV					4.50	4.68	4.51	4.83	4.76	4.66
Dimensions	Unit	Height		mm	2,271				2,447	
		Width		mm	1,224					
		Depth		mm	4,413		5,313		6,213	
Weight (XS)	Unit			kg	1,722	1,807	1,871	2,173	2,304	2,492
	Operation weight			kg	1,734	1,819	1,885	2,188	2,318	2,507
Weight (XL)	Unit			kg	1,876	1,965	2,032	2,370	2,507	2,705
	Operation weight			kg	1,889	1,978	2,047	2,385	2,522	2,719
Water heat exchanger	Type				Plate heat exchanger					
	Water flow rate	Cooling	Nom.	l/s	8.5	9.6	10.8	12.6	15.1	16.0
	Water pressure drop	Cooling	Nom.	kPa	27	34	35	47		54
	Water volume			l	12		14			
Air heat exchanger	Type				High efficiency fin and tube type					
Compressor	Type				Scroll compressor					
	Quantity				2			3		
Fan	Type				Direct propeller					
	Quantity				4		5		6	
	Air flow rate	Nom.		l/s	21,845	21,148	26,874	25,884	32,953	32,065
	Speed			rpm	900					
Sound power level (XS)	Cooling	Nom.		dBA	93	94	96	95	96	97
Sound power level (XL)	Cooling	Nom.		dBA	91	92	93	92	93	94
Sound pressure level (XS)	Cooling	Nom.		dBA	75	76			77	
Sound pressure level (XL)	Cooling	Nom.		dBA	73				74	
Operation range	Air side	Cooling	Min.~Max.	°CDB	-18~52					
	Water side	Cooling	Min.~Max.	°CDB	-13~18					
Refrigerant	Type / GWP				R-410A / 2,087.5					
	Circuits	Quantity			1					
Refrigerant charge (XS)	Per circuit			kg	24.0	31.0	27.0	40.0	43.0	53.0
				TCO_2eq	50.1	64.7	56.4	83.5	89.8	110.6
Refrigerant charge (XL)	Per circuit			kg	28	31	27	40	43	53
				TCO_2eq	58.5	64.7	56.4	83.5	89.8	110.6
Piping connections	Evaporator water inlet/outlet (OD)				3"					
Unit	Starting current	Max		A	445	557	576		639	653
	Running current	Cooling	Nom.	A	103	115	129	151	179	190
		Max		A	137	151	170	200	233	248
Power supply	Phase/Frequency/Voltage			Hz/V	3~/50/400					

Air cooled multi-scroll chiller, high efficiency, reduced sound

EWAQ-E-XS/XL/XR

MicroTech III

Cooling only				EWAQ-E-XR	170	190	220	260	300	320
Cooling capacity	Nom.			kW	172	186	219	254	302	303
Power input	Cooling	Nom.		kW	56.5	64.4	71.8	85.4	102	109
Capacity control	Method				Step					
	Minimum capacity			%	50.0	43.0	50.0	33.0	27.0	33.0
EER					3.05	2.98	3.05	2.97	2.96	2.78
ESEER					4.45	4.57	4.33	4.65	4.62	4.50
IPLV					5.09	5.00	4.90	5.04	5.07	5.20
Dimensions	Unit	Height		mm	2,271				2,447	
		Width		mm	1,224					
		Depth		mm	4,413		5,313		6,213	
Weight	Unit			kg	1,970	2,064	2,134	2,489	2,632	2,840
	Operation weight			kg	1,982	2,076	2,148	2,503	2,647	2,855
Water heat exchanger	Type				Plate heat exchanger					
	Water flow rate	Cooling	Nom.	l/s	8.2	8.9	10.5	12.1	14.5	
	Water pressure drop	Cooling	Nom.	kPa	26	37	33	44	43	50
	Water volume			l	12		14			
Air heat exchanger	Type				High efficiency fin and tube type					
Compressor	Type				Scroll compressor					
	Quantity				2			3		
Fan	Type				Direct propeller					
	Quantity				4		5		6	
	Air flow rate	Nom.		l/s	16,743	16,285	20,618	20,056	25,243	24,604
	Speed			rpm	705					
Sound power level	Cooling	Nom.		dBA	85	86	87	86	88	89
Sound pressure level	Cooling	Nom.		dBA	66	67	68	67	68	69
Operation range	Air side	Cooling	Min.~Max.	°CDB	-18~52					
	Water side	Cooling	Min.~Max.	°CDB	-13~18					
Refrigerant	Type / GWP				R-410A / 2,087.5					
	Circuits	Quantity			1					
Refrigerant charge	Per circuit			kg	24.0	31.0	27.0	40.0	43.0	53.0
				TCO_2eq	50.1	64.7	56.4	83.5	89.8	110.6
Piping connections	Evaporator water inlet/outlet (OD)				3"					
Unit	Starting current	Max		A	439	551	569		630	644
	Running current	Cooling	Nom.	A	101	113	126	150	178	189
		Max		A	131	145	162	193	224	239
Power supply	Phase/Frequency/Voltage			Hz/V	3~/50/400					

Air cooled multi-scroll chiller, standard efficiency, standard/low sound

› Reliable and efficient scroll compressors with high EER values
› A series of advantages thanks to the use of large-capacity scroll compressors: increased competitiveness, reduced weight, clearances around the unit
› **2 truly independent refrigerant circuits**
› Reduced footprint thanks to the **V-shaped frame** (EWAQ210-350/400F-SS/SL & EWAQ200-330/370F-SR)
› Large operation range: ambient temperatures up to 52°C and down to -18°C
› The unit can be equipped with a hydraulic module optimizing installation time, space and cost
› Ideal solution for a broad range of comfort and process applications
› MicroTech III controller with superior control logic and easy interface

Cooling only				**EWAQ-F-SS/SL**	**210**	**230**	**250**	**280**	**320**	**350**	**360**	**400**	**410**	**480**	**550**	**610**
Cooling capacity	Nom.			kW	206	224	247	283	313	359		423	407	480	551	609
Power input	Cooling	Nom.		kW	73.3	84.9	93.6	109	122	141		154		187	207	229
Capacity control	Method				Step											
	Minimum capacity			%	25.0	22.0	25.0	23.0	25.0	21.0		25.0		17.0	14.0	17.0
EER					2.81	2.64		2.60	2.58	2.55		2.75	2.64	2.57	2.67	2.66
ESEER					3.79	3.77	3.81	3.74	3.78	3.73	4.02	3.74	4.04	4.13	4.05	4.08
IPLV					4.50	4.45	4.50	4.44	4.53	4.29	4.41	4.30	4.46	4.55	4.63	4.72
Dimensions	Unit	Height		mm	2,271						2,221	2,447	2,397	2,221		
		Width		mm	1,224						2,258	1,224	2,258			
		Depth		mm	4,413			5,313		6,213	3,210	6,213	3,210	4,110	5,010	
Weight (SS)	Unit			kg	2,058		2,130	2,202	2,284	2,409	2,509	2,659	2,759	2,990	3,336	3,558
	Operation weight			kg	2,070		2,142	2,216	2,298	2,424	2,524	2,699	2,799	3,036	3,382	3,604
Weight (SL)	Unit			kg	2,297		2,373	2,449	2,535	2,666	2,766	2,968	3,068	3,315	3,679	3,912
	Operation weight			kg	2,309		2,385	2,463	2,549	2,681	2,781	3,008	3,108	3,362	3,725	3,958
Water heat exchanger	Type				Plate heat exchanger											
	Water volume			l	12			14				40		46		
	Water flow rate	Cooling	Nom.	l/s	9.9	10.7	11.8	13.6	15.0	17.2		20.3	19.5	23.0	26.4	29.2
	Water pressure drop	Cooling	Nom.	kPa	37	43	53	56	69	30		27	32	35	46	56
Air heat exchanger	Type				High efficiency fin and tube type with integral subcooler											
Compressor	Type				Scroll compressor											
	Quantity				4									6		
Fan	Type				Direct propeller											
	Quantity				4			5		6				8	10	
	Air flow rate	Nom.		l/s	21,845		21,148	27,306	26,435	32,767		36,265	32,513	43,690	54,612	52,870
	Speed			rpm	900							980		900		
Sound power level (SS)	Cooling	Nom.		dBA	93	94		95		97					99	
Sound power level (SL)	Cooling	Nom.		dBA	91	92		93		94				95	96	
Sound pressure level (SS)	Cooling	Nom.		dBA	75			76		77	78				79	
Sound pressure level (SL)	Cooling	Nom.		dBA	73					74	75	74	75		76	
Operation range	Water side	Cooling	Min.~Max.	°CDB	-13~18											
	Air side	Cooling	Min.~Max.	°CDB	-18~52											
Refrigerant	Type / GWP				R-410A / 2,087.5											
	Circuits	Quantity			2											
Refrigerant charge	Per circuit			kg	14.0		15.5	16.5	20.0	23.0		27.0		28.0	32.5	40.0
				TCO_2eq	29.2		32.4	34.4	41.8	48.0		56.4		58.5	67.8	83.5
Piping connections	Evaporator water inlet/outlet (OD)				3"											
Unit	Maximum starting current			A	349	404	419	476	505	621		649		634	768	810
	Nominal running current (RLA)	Cooling		A	130	147	161	187	208	242		259	262	322	356	391
	Maximum running current			A	160	176	191	225	254	286		314		383	433	474
Power supply	Phase/Frequency/Voltage			Hz/V	3~/50/400											

Air cooled multi-scroll chiller, standard efficiency, reduced sound

EWAQ-F-SS/SL/SR

MicroTech III

Cooling only				EWAQ-F-SR	200	220	240	270	300	330	340	370	380	460	530	580
Cooling capacity	Nom.			kW	198	214	235	270	298	341		383		456	527	580
Power input	Cooling	Nom.		kW	73.4	86.0	95.6	110	125	144		159		191	208	233
Capacity control	Method				Step											
	Minimum capacity			%	25.0	22.0	25.0	23.0	25.0	21.0		25.0		17.0	14.0	17.0
EER					2.70	2.49	2.46	2.45	2.38	2.37		2.41		2.39	2.53	2.49
ESEER					4.27	4.20	4.13	4.16	4.08	4.10	4.27	4.03	4.16	4.53	4.49	4.43
IPLV					4.96	4.89	4.82	4.92	4.85	4.71	4.86	4.61	4.73	5.09	5.00	4.93
Dimensions	Unit	Height		mm	2,271						2,221	2,447	2,397	2,221		
		Width		mm	1,224						2,258	1,224	2,258			
		Depth		mm	4,413			5,313		6,213	3,210	6,213	3,210	4,110	5,010	
Weight	Unit			kg	2,412		2,491	2,571	2,661	2,799	2,899	3,116	3,216	3,481	3,863	4,108
	Operation weight			kg	2,424		2,504	2,585	2,676	2,814	2,914	3,156	3,256	3,527	3,909	4,154
Water heat exchanger	Type				Plate heat exchanger											
	Water volume			l	12			14				40		46		
	Water flow rate	Cooling	Nom.	l/s	9.5	10.2	11.3	13.0	14.3	16.3		18.3		21.8	25.2	27.8
	Water pressure drop	Cooling	Nom.	kPa	34	40	48	51	63	27		29		31	42	51
Air heat exchanger	Type				High efficiency fin and tube type with integral subcooler											
Compressor	Type				Scroll compressor											
	Quantity				4									6		
Fan	Type				Direct propeller											
	Quantity				4			5		6				8	10	
	Air flow rate	Nom.		l/s	16,743		16,285	20,929	20,356	25,115		24,922		33,487	41,858	40,713
	Speed			rpm	705											
Sound power level	Cooling	Nom.		dBA	85	86	87			89		90		89	91	92
Sound pressure level	Cooling	Nom.		dBA	66	67	68			69	70		71	70	71	72
Operation range	Water side	Cooling	Min.~Max.	°CDB	-13~18											
	Air side	Cooling	Min.~Max.	°CDB	-18~52											
Refrigerant	Type / GWP				R-410A / 2,087.5											
	Circuits	Quantity			2											
Refrigerant charge	Per circuit			kg	16.0		18.0	19.0	20.0	23.0		27.0		28.0	32.5	40.0
				TCO_2eq	33.4		37.6	39.7	41.8	48.0		56.4		58.5	67.8	83.5
Piping connections	Evaporator water inlet/outlet (OD)				3"											
Unit	Maximum starting current			A	344	398	414	469	498	613		641		623	754	796
	Nominal running current (RLA)	Cooling		A	129	149	164	189	214	247		270		328	359	398
	Maximum running current			A	155	170	186	218	247	277		305		372	419	460
Power supply	Phase/Frequency/Voltage			Hz/V	3~/50/400											

Air cooled multi-scroll chiller, high efficiency, standard/low sound

› Reliable and efficient scroll compressors with **high EER values**
› A series of advantages thanks to the use of large-capacity scroll compressors: increased competitiveness, reduced weight, clearances around the unit
› **2 truly independent refrigerant circuits**
› Reduced footprint thanks to the **V-shaped frame** (EWAQ170-310/350F-XS/XL & EWAQ170-300/330F-XR)
› Large operation range: ambient temperatures up to 52°C and down to -18°C
› The unit can be equipped with a hydraulic module optimizing installation time, space and cost
› Ideal solution for a broad range of comfort and process applications
› MicroTech III controller with superior control logic and easy interface

Cooling only				**EWAQ-F-XS/XL**	**170**	**200**	**220**	**250**	**310**	**320**	**350**	**360**	**400**	**430**	**450**	**520**	**610**	**680**
Cooling capacity	Nom.			kW	170	194	220	244	316		356		403	428	457	528	607	672
Power input	Cooling	Nom.		kW	54.8	62.2	70.6	78.3	102		115		130	137	146	170	198	219
Capacity control	Method				Step													
	Minimum capacity			%	25.0	21.0	25.0	22.0	23.0		25.0		21.0	20.0	25.0	17.0	14.0	17.0
EER					3.11	3.13	3.12		3.09				3.10	3.12		3.10	3.07	
ESEER					3.90	4.10	3.95	4.08	4.04	4.30	4.05	4.33	4.24	4.27	4.23	4.35	4.30	4.23
IPLV					4.56	4.76	4.67	4.70	4.67	4.60	4.64	4.80	4.72	4.65	4.61	4.95	4.82	4.68
Dimensions	Unit	Height		mm	2,271					2,221	2,271		2,221					
		Width		mm	1,224					2,258	1,224		2,258					
		Depth		mm	4,413		5,313		6,213	3,210	6,213	3,210	4,110			5,010		5,910
Weight (XS)	Unit			kg	1,688	1,958	2,210	2,339	2,500	2,600	2,632	2,732	2,744	2,845	2,861	3,569	3,667	4,054
	Operation weight			kg	1,700	1,973	2,225	2,353	2,514		2,672	2,772	2,784	2,891	2,907	3,615	3,727	4,115
Weight (XL)	Unit			kg	1,909	2,193	2,457	2,592	2,761	2,861	2,900	3,000	3,017	3,124	3,141	3,923	4,026	4,434
	Operation weight			kg	1,921	2,207	2,472	2,607	2,776	2,876	2,940	3,040	3,057	3,170	3,187	3,970	4,087	4,494
Water heat exchanger	Type				Plate heat exchanger													
	Water volume			l	12	14					40			46			60	
	Water flow rate	Cooling	Nom.	l/s	8.2	9.3	10.5	11.7	15.1		17.0		19.3	20.5	21.8	25.3	29.0	32.2
	Water pressure drop	Cooling	Nom.	kPa	25	27	34	42	22		23		31	29	30	41	44	55
Air heat exchanger	Type				High efficiency fin and tube type with integral subcooler													
Compressor	Type				Scroll compressor													
	Quantity				4											6		
Fan	Type				Direct propeller													
	Quantity				4		5		6				8			10		12
	Air flow rate	Nom.		l/s	21,845	21,148	26,874	25,204	31,722		30,245		42,296	40,326		50,408		60,489
	Speed			rpm	900													
Sound power level (XS)	Cooling	Nom.		dBA	91	93	94	95	96				97	98			99	100
Sound power level (XL)	Cooling	Nom.		dBA	90	91	92		93				95				96	97
Sound pressure level (XS)	Cooling	Nom.		dBA	72	74	75	76		77	76	77	78		79	78	79	
Sound pressure level (XL)	Cooling	Nom.		dBA	71	73			74				75				76	
Operation range	Water side	Cooling	Min.~Max.	°CDB	-13~18													
	Air side	Cooling	Min.~Max.	°CDB	-18~52													
Refrigerant	Type / GWP				R-410A / 2,087.5													
	Circuits	Quantity			2													
Refrigerant charge	Per circuit			kg	14.0	15.5	16.5	20.0	26.0				31.0			37.0	36.0	41.5
				TCO_2eq	29.2	32.4	34.4	41.8	54.3				64.7			77.2	75.2	86.6
Piping connections	Evaporator water inlet/outlet (OD)				3"													
Unit	Maximum starting current			A	281	338	353	408	480		509		629	643	657	642	768	818
	Nominal running current (RLA)	Cooling		A	110	117	128	141	181		202		229	240	254	300	343	379
	Maximum running current			A	138	149	164	180	229		258		294	308	322	391	433	482
Power supply	Phase/Frequency/Voltage			Hz/V	3~/50/400													

Air cooled multi-scroll chiller, high efficiency, reduced sound

EWAQ-F-XS/XL/XR

MicroTech III

Cooling only				EWAQ-F-XR	170	190	210	240	300	310	330	340	390	410	430	500	580	650
Cooling capacity	Nom.			kW	165	188	211	236	304		340		385	407	433	502	579	645
Power input	Cooling	Nom.		kW	53.0	61.2	68.7	77.3	101		117		128	136	146	170	200	219
Capacity control	Method				Step													
	Minimum capacity			%	25.0	21.0	25.0	22.0	23.0		25.0		21.0	20.0	25.0	17.0	14.0	17.0
EER					3.12	3.07	3.08	3.05	3.00		2.92		3.01	2.99	2.96		2.90	2.95
ESEER					4.53	4.64	4.51	4.60	4.53	4.68	4.44	4.63	4.68	4.64	4.54	4.82	4.69	4.65
IPLV					5.25	5.04	5.19	5.27	5.04	5.16	5.01	4.89	5.04	4.90	4.99	5.13	5.15	5.18
Dimensions	Unit	Height		mm	2,271					2,221	2,271		2,221					
		Width		mm	1,224					2,258	1,224		2,258					
		Depth		mm	4,413		5,313		6,213	3,210	6,213	3,210	4,110			5,010		5,910
Weight	Unit			kg	2,004	2,303	2,580	2,722	2,900	3,000	3,045	3,145	3,168	3,280	3,298	4,120	4,228	4,655
	Operation weight			kg	2,017	2,317	2,594	2,736	2,914	3,014	3,085	3,185	3,208	3,326	3,344	4,166	4,288	4,716
Water heat exchanger	Type				Plate heat exchanger													
	Water volume			l	12	14					40			46			60	
	Water flow rate	Cooling	Nom.	l/s	7.9	9.0	10.1	11.3	14.5		16.3		18.4	19.5	20.7	24.0	27.7	30.9
	Water pressure drop	Cooling	Nom.	kPa	24	25	31	39	21				28	26	27	38	40	51
Air heat exchanger	Type				High efficiency fin and tube type with integral subcooler													
Compressor	Type				Scroll compressor													
	Quantity				4											6		
Fan	Type				Direct propeller													
	Quantity				4		5		6				8			10		12
	Air flow rate	Nom.		l/s	16,743	16,285	20,618	19,522	24,428		23,426		32,570	31,235		39,044		46,852
	Speed			rpm	705													
Sound power level	Cooling	Nom.		dBA	83	84	85	86	87				89		90	89	90	92
Sound pressure level	Cooling	Nom.		dBA	64	65	66	67		68	67	68	69	70		69	70	71
Operation range	Water side	Cooling	Min.~Max.	°CDB	-13~18													
	Air side	Cooling	Min.~Max.	°CDB	-18~52													
Refrigerant	Type / GWP				R-410A / 2,087.5													
	Circuits	Quantity			2													
Refrigerant charge	Per circuit			kg	14.0	15.5	16.5	20.0	24.0	26.0			31.0			35.0	36.0	41.5
				TCO_2eq	29.2	32.4	34.4	41.8	50.1	54.3			64.7			73.1	75.2	86.6
Piping connections	Evaporator water inlet/outlet (OD)				3"													
Unit	Maximum starting current			A	276	332	346	401	472		501		618	632	646	628	754	801
	Nominal running current (RLA)	Cooling		A	107	116	125	139	180		204		226	239	255	300	347	380
	Maximum running current			A	132	143	157	173	220		249		283	296	310	377	419	465
Power supply	Phase/Frequency/Voltage			Hz/V	3~/50/400													

Air cooled screw chiller, standard efficiency, standard sound

› One refrigerant circuit with single screw compressor
› **Compact design** with brazed plate heat exchanger
› Large operation range (ambient temperature down to -18°C)
› Water supply down to -15°C

Cooling only					**EWAD-E-SS**	**100**	**120**	**140**	**160**	**180**	**210**	**260**	**310**	**360**	**410**
Cooling capacity	Nom.				kW	101	121	138	163	183	213	255	306	359	411
Power input	Cooling	Nom.			kW	39.1	47.5	53.9	60.9	69.0	72.4	87.8	112	134	147
Capacity control	Method					Stepless									
	Minimum capacity				%	25.0									
EER						2.58	2.54	2.55	2.67	2.64	2.95	2.90	2.73	2.67	2.80
ESEER						2.84	2.83	2.66	2.84	2.73	2.93	3.08	2.96	3.13	3.24
IPLV						3.36	3.25	2.98	3.13	3.25	3.48	3.68	3.56	3.61	3.65
Dimensions	Unit	Height			mm	2,273						2,223			
		Width			mm	1,292						2,236			
		Depth			mm	2,165		3,065		3,965		3,070			
Weight	Unit				kg	1,684		1,861		2,086		2,919			
	Operation weight				kg	1,699		1,881		2,116		2,963			
Water heat exchanger	Type					Plate heat exchanger									
	Water volume				l	12	15	17	20	24	30	25	30	36	44
	Water flow rate	Cooling	Nom.		l/s	4.8	5.8	6.6	7.8	8.7	10.2	12.2	14.6	17.2	19.7
	Water pressure drop	Cooling	Nom.		kPa	24	25	23	24	22	21	47	48		45
Air heat exchanger	Type					High efficiency fin and tube type with integral subcooler									
Compressor	Type					Single screw compressor						Asymmetric single screw compressor			
	Quantity					1									
Fan	Type					Direct propeller									
	Quantity					2		3		4		6			
	Air flow rate	Nom.			l/s	10,924	10,576	16,386	15,865	21,848	21,153	32,772		31,729	
	Speed				rpm	900									
Sound power level	Cooling	Nom.			dBA	92				93		94			95
Sound pressure level	Cooling	Nom.			dBA	74						75			76
Operation range	Water side	Cooling	Min.~Max.		°CDB	-15~15									
	Air side	Cooling	Min.~Max.		°CDB	-18~48									
Refrigerant	Type / GWP					R-134a / 1,430									
	Circuits	Quantity				1									
Refrigerant charge	Per circuit				kg	18.0	21.0	23.0	28.0	34.0	39.0	46.0		56.0	74.0
					TCO_2eq	25.7	30.0	32.9	40.0	48.6	55.8	65.8		80.1	105.8
Piping connections	Evaporator water inlet/outlet (OD)					3"									
Unit	Maximum starting current				A	151		195		288		330	410		
	Nominal running current (RLA)	Cooling			A	67	81	92	102	116	121	148	185	220	241
	Maximum running current				A	86	103	119	132	157	164	198	242	284	298
Power supply	Phase/Frequency/Voltage				Hz/V	3~/50/400									

Air cooled screw chiller, standard efficiency, low sound

EWAD-E-SS/SL

MicroTech III

Cooling only				EWAD-E-SL	100	120	130	160	180	210	250	300	350	400
Cooling capacity	Nom.			kW	97.6	116	134	157	177	208	248	295	344	397
Power input	Cooling	Nom.		kW	39.2	48.3	53.4	60.8	68.3	72.8	85.4	111	135	152
Capacity control	Method				Stepless									
	Minimum capacity			%	25.0									
EER					2.49	2.39	2.50	2.57	2.59	2.86	2.90	2.65	2.55	2.62
ESEER					2.92	2.88	2.76	2.91	2.98	3.22	3.44	3.31	3.24	3.35
IPLV					3.32	3.21	3.30	3.46	3.28	3.48	3.86	3.75	3.63	3.76
Dimensions	Unit	Height		mm	2,273						2,223			
		Width		mm	1,292						2,236			
		Depth		mm	2,165		3,065		3,965		3,070			
Weight	Unit			kg	1,784		1,961		2,186		3,029			
	Operation weight			kg	1,799		1,981		2,216		3,073			
Water heat exchanger	Type				Plate heat exchanger									
	Water volume			l	12	15	17	20	24	30	25	30	36	44
	Water flow rate	Cooling	Nom.	l/s	4.7	5.5	6.4	7.5	8.4	10.0	11.9	14.1	16.5	19.0
	Water pressure drop	Cooling	Nom.	kPa	23		22	23	21	20	45		44	42
Air heat exchanger	Type				High efficiency fin and tube type with integral subcooler									
Compressor	Type				Single screw compressor						Asymmetric single screw compressor			
	Quantity				1									
Fan	Type				Direct propeller									
	Quantity				2		3		4		6			
	Air flow rate	Nom.		l/s	8,373	8,144	12,560	12,216	16,747	16,288	25,120		24,432	
	Speed			rpm	700									
Sound power level	Cooling	Nom.		dBA	89		90				92			93
Sound pressure level	Cooling	Nom.		dBA	71						73			74
Operation range	Water side	Cooling	Min.~Max.	°CDB	-15~15									
	Air side	Cooling	Min.~Max.	°CDB	-18~48									
Refrigerant	Type / GWP				R-134a / 1,430									
	Circuits	Quantity			1									
Refrigerant charge	Per circuit			kg	18.0	21.0	23.0	28.0	34.0	39.0	46.0		56.0	74.0
				TCO_2eq	25.7	30.0	32.9	40.0	48.6	55.8	65.8		80.1	105.8
Piping connections	Evaporator water inlet/outlet (OD)				3"									
Unit	Maximum starting current			A	151		195		288		330	410		
	Nominal running current (RLA)	Cooling		A	67	83	92	103	116	122	144	184	223	249
	Maximum running current			A	83	100	115	128	151	158	189	234	276	290
Power supply	Phase/Frequency/Voltage			Hz/V	3~/50/400									

Air cooled screw chiller, standard efficiency, standard sound

› 2 truly independent refrigerant circuits
› Stepless single-screw compressor
› Optimised for use with R-134a
› Large operation range (ambient temperature down to -18°C)
› MicroTech III controller with superior control logic and easy interface

Cooling only				EWAD-D-SS	390	440	470	510	530	560	580
Cooling capacity	Nom.			kW	388	435	463	500	529	553	575
Power input	Cooling	Nom.		kW	154	165	169	186	196	207	199
Capacity control	Method				Stepless						
	Minimum capacity			%	12.5						
EER					2.52	2.63	2.74	2.70		2.67	2.89
ESEER					3.26	3.43	3.44	3.41		3.45	3.29
IPLV					3.75	3.86	3.89	3.96		4.11	3.96
Dimensions	Unit	Height		mm	2,223						
		Width		mm	2,234						
		Depth		mm	3,139	4,040					
Weight	Unit			kg	2,960	4,030	4,220	4,230			4,235
	Operation weight			kg	3,090	4,195	4,395				
Water heat exchanger	Type				Single pass shell & tube						
	Water volume			l	130	165	175	165			160
	Water flow rate	Cooling	Nom.	l/s	18.6	20.8	22.2	24.0	25.4	26.5	27.6
	Water pressure drop	Cooling	Nom.	kPa	46	38	67	47	52	57	51
Air heat exchanger	Type				High efficiency fin and tube type with integral subcooler						
Compressor	Type				Single screw compressor	Asymmetric single screw compressor					
	Quantity				2						
Fan	Type				Direct propeller						
	Quantity				6		8				
	Air flow rate	Nom.		l/s	32,772	31,729	43,696				42,306
	Speed			rpm	890						
Sound power level	Cooling	Nom.		dBA	96	97			98	99	
Sound pressure level	Cooling	Nom.		dBA	77				79		
Operation range	Water side	Cooling	Min.~Max.	°CDB	-15~15						
	Air side	Cooling	Min.~Max.	°CDB	-18~48						
Refrigerant	Type / GWP				R-134a / 1,430						
	Circuits	Quantity			2						
Refrigerant charge	Per circuit			kg	28.0	33.0	36.0	38.0	40.0	43.0	47.0
				TCO_2eq	40.0	47.2	51.5	54.3	57.2	61.5	67.2
Piping connections	Evaporator water inlet/outlet (OD)				5.5"						
Unit	Maximum starting current			A	419	464	485		494		
	Nominal running current (RLA)	Cooling		A	254	274	281	306	321	336	324
	Maximum running current			A	312	330	359	380	391	402	
Power supply	Phase/Frequency/Voltage			Hz/V	3~/50/400						

Air cooled screw chiller, standard efficiency, low sound

EWAD-D-SS/SL MicroTech III

Cooling only				EWAD-D-SL	180	200	230	250	260	280	300	320	370	400	440	480	510	530
Cooling capacity	Nom.			kW	183	197	224	244	260	274	297	320	368	402	438	475	503	531
Power input	Cooling	Nom.		kW	82.0	80.2	85.6	94.4	102	109	121	125	135	171	172	188	205	197
Capacity control	Method				Stepless													
	Minimum capacity			%	12.5													
EER					2.24	2.46	2.62	2.58	2.54	2.50	2.46	2.56	2.72	2.36	2.55	2.53	2.46	2.70
ESEER					2.91	3.03	3.21	3.11	3.16	3.13	3.10	3.14	3.31	3.54	3.56	3.46	3.56	3.66
IPLV					3.43	3.56	3.73	3.63	3.66	3.63	3.59	3.62	3.84	3.85	4.06	3.96	4.07	4.14
Dimensions	Unit	Height		mm	2,355									2,223				
		Width		mm	2,234													
		Depth		mm	2,239		3,139					4,040						
Weight	Unit			kg	2,475	2,470	2,860					3,187		4,030	4,220	4,230		4,235
	Operation weight			kg	2,500		2,960					3,300		4,195	4,395			
Water heat exchanger	Type				Plate heat exchanger		Single pass shell & tube											
	Water volume			l	25	30	100					130		165	170		165	160
	Water flow rate	Cooling	Nom.	l/s	8.8	9.4	10.7	11.7	12.5	13.1	14.2	15.3	17.7	19.3	21.0	22.8	24.1	25.4
	Water pressure drop	Cooling	Nom.	kPa	29	22	58	49	54	59	60	55	67	48	62	54	48	43
Air heat exchanger	Type				High efficiency fin and tube type with integral subcooler													
Compressor	Type				Single screw compressor									Asymmetric single screw compressor				
	Quantity				2													
Fan	Type				Direct propeller													
	Quantity				4		6					8		6	8			
	Air flow rate	Nom.		l/s	15,295	14,868	22,943		22,623	22,302		30,591		24,432	33,493			32,576
	Speed			rpm	900									705				
Sound power level	Cooling	Nom.		dBA	94							95	97	94			96	
Sound pressure level	Cooling	Nom.		dBA	75								78	75			76	77
Operation range	Water side	Cooling	Min.~Max.	°CDB	-15~15													
	Air side	Cooling	Min.~Max.	°CDB	-18~48													
Refrigerant	Type / GWP				R-134a / 1,430													
	Circuits	Quantity			2													
Refrigerant charge	Per circuit			kg	18.0	21.0	23.0	26.0	28.0	29.0			35.0	36.0	34.0	40.0		43.0
				TCO_2eq	25.7	30.0	32.9	37.2	40.0	41.5			50.1	51.5	48.6	57.2		61.5
Piping connections	Evaporator water inlet/outlet (OD)				3"		4"					5"						
Unit	Maximum starting current			A	218		234		277	286	298	300	305	460	480		488	
	Nominal running current (RLA)	Cooling		A	135	133	141	155	166	176	192	200	214	281	285	308	334	323
	Maximum running current			A	165		186	202	213	224	238	258	269	322	348	368	379	
Power supply	Phase/Frequency/Voltage			Hz/V	3~/50/400													

Air cooled screw chiller, standard efficiency, reduced sound

- 2 truly independent refrigerant circuits
- Stepless single-screw compressor
- Optimised for use with R-134a
- Large operation range (ambient temperature down to -18°C)
- MicroTech III controller with superior control logic and easy interface

Cooling only				EWAD-D-SR	180	190	220	240	250	270	280	310	370	400	440	480	510	530
Cooling capacity	Nom.			kW	177	190	218	237	251	263	277	310	364	402	438	475	503	531
Power input	Cooling	Nom.		kW	84.5	83.1	86.2	95.6	104	112	123	127	140	171	172	188	205	197
Capacity control	Method				Stepless													
	Minimum capacity			%	12.5													
EER					2.09	2.28	2.53	2.48	2.41	2.34	2.25	2.45	2.60	2.36	2.55	2.53	2.46	2.70
ESEER					2.80	2.91	3.24	3.11	3.13	3.07	3.04	3.15	3.32	3.54	3.56	3.46	3.56	3.66
IPLV					3.29	3.42	3.74	3.59		3.56	3.53	3.70	3.88	3.90	4.06	3.96	4.07	4.14
Dimensions	Unit	Height		mm	2,355									2,223				
		Width		mm	2,234													
		Depth		mm	2,239		3,139					4,040						
Weight	Unit			kg	2,620		2,890					3,335		4,040	4,240			
	Operation weight			kg	2,650		3,100					3,450		4,342	4,542			
Water heat exchanger	Type				Plate heat exchanger		Single pass shell & tube											
	Water volume			l	25	30	100					130		165	170		165	160
	Water flow rate	Cooling	Nom.	l/s	8.5	9.1	10.4	11.3	12.0	12.6	13.3	14.9	17.4	19.3	21.0	22.8	24.1	25.4
	Water pressure drop	Cooling	Nom.	kPa	27	20	55	47	51	55		53	65	48	62	54	48	43
Air heat exchanger	Type				High efficiency fin and tube type with integral subcooler													
Compressor	Type				Single screw compressor									Asymmetric single screw compressor				
	Quantity				2													
Fan	Type				Direct propeller													
	Quantity				4		6					8		6	8			
	Air flow rate	Nom.		l/s	12,389	11,928	18,583		18,237	17,892		24,777		24,432	33,493			32,576
	Speed			rpm	680									705				
Sound power level	Cooling	Nom.		dBA	89							90	92	91			92	93
Sound pressure level	Cooling	Nom.		dBA	70								73	71			73	
Operation range	Water side	Cooling	Min.~Max.	°CDB	-15~15													
	Air side	Cooling	Min.~Max.	°CDB	-18~48													
Refrigerant	Type / GWP				R-134a / 1,430													
	Circuits	Quantity			2													
Refrigerant charge	Per circuit			kg	18.0	21.0	24.0		25.0		29.0		33.0	35.0	40.0	39.0	40.0	43.0
				TCO_2eq	25.7	30.0	34.3		35.8		41.5		47.2	50.1	57.2	55.8	57.2	61.5
Piping connections	Evaporator water inlet/outlet (OD)				3"		4"					5"						
Unit	Maximum starting current			A	217		232		275	284	295	297	302	460	480		488	
	Nominal running current (RLA)	Cooling		A	140	138	143	157	169	181	199	203	219	281	285	308	334	323
	Maximum running current			A	162		182	198	209	219	234	252	263	322	348	368	379	
Power supply	Phase/Frequency/Voltage			Hz/V	3~/50/400													

Air cooled screw chiller. standard efficiency. extra low sound

EWAD-D-SR/SX MicroTech III

Cooling only				EWAD-D-SX	210	230	250	270	290	300	310	370	410	450	490
Cooling capacity	Nom.			kW	202	230	252	270	285	298	308	369	412	449	490
Power input	Cooling	Nom.		kW	80.8	86.0	94.4	105	115	127	137	150	171	175	189
Capacity control	Method				Stepless										
	Minimum capacity			%	12.5										
EER					2.50	2.68	2.67	2.56	2.47	2.35	2.25	2.46	2.41	2.56	2.60
ESEER					3.29	3.52	3.41	3.44	3.34	3.29	3.15	3.14	3.39	3.50	3.47
IPLV					3.82	4.08	3.99	4.01	3.92	3.84	3.69	4.03	3.90	3.98	3.90
Dimensions	Unit	Height		mm	2.420										
		Width		mm	2.234										
		Depth		mm	3.139	4.040								4.940	
Weight	Unit			kg	3.110	3.475		3.425	3.430			3.560	4.302	4.506	4.581
	Operation weight			kg	3.200	3.590						3.735	4.472	4.676	4.746
Water heat exchanger	Type				Single pass shell & tube										
	Water volume			l	90	115		165	160			175	170		165
	Water flow rate	Cooling	Nom.	l/s	9.7	11.0	12.1	12.9	13.7	14.3	14.7	17.7	19.7	21.5	23.5
	Water pressure drop	Cooling	Nom.	kPa	45	34	38		35	38	41	45	44	50	45
Air heat exchanger	Type				High efficiency fin and tube type with integral subcooler										
Compressor	Type				Single screw compressor								Asymmetric single screw compressor		
	Quantity				2										
Fan	Type				Direct propeller										
	Quantity				6	8								9	10
	Air flow rate	Nom.		l/s	12.876	17.892	17.169					26.496		28.982	33.120
	Speed			rpm	500										
Sound power level	Cooling	Nom.		dBA	84	85								86	
Sound pressure level	Cooling	Nom.		dBA	65									66	
Operation range	Water side	Cooling	Min.~Max.	°CDB	-15~15										
	Air side	Cooling	Min.~Max.	°CDB	-18~48										
Refrigerant	Type / GWP				R-134a / 1,430										
	Circuits	Quantity			2										
Refrigerant charge	Per circuit			kg	21.0	24.0	26.0	32.0	33.0	34.0			35.0	38.0	40.0
				TCO_2eq	30.0	34.3	37.2	45.8	47.2	48.6			50.1	54.3	57.2
Piping connections	Evaporator water inlet/outlet (OD)				4"							5"			
Unit	Maximum starting current			A	218	232		276	284	296		406	457	475	
	Nominal running current (RLA)	Cooling		A	135	143	157	173	188	204	220	231	272	280	298
	Maximum running current			A	164	183	199	210	221	235	250	291	316	338	360
Power supply	Phase/Frequency/Voltage			Hz/V	3~/50/400										

Air cooled screw chiller, high efficiency, standard sound

› 2 truly independent refrigerant circuits
› Stepless single-screw compressor
› Optimised for use with R-134a
› Large operation range (ambient temperature down to -18°C)
› MicroTech III controller with superior control logic and easy interface

Cooling only				EWAD-D-XS	250	280	300	330	350	380	400	470	520	580	620
Cooling capacity	Nom.			kW	246	274	300	326	350	374	399	467	522	573	620
Power input	Cooling	Nom.		kW	80.1	88.2	95.4	105	114	121	129	152	169	183	196
Capacity control	Method				Stepless										
	Minimum capacity			%	12.5										
EER					3.07	3.11	3.15	3.10	3.06	3.08	3.10	3.07	3.09	3.12	3.16
ESEER					3.45	3.49	3.51	3.73	3.56	3.47	3.48	3.72	3.88	3.89	3.75
IPLV					3.98	4.00		4.08	4.07	4.06	3.98	4.16	4.83		4.61
Dimensions	Unit	Height		mm	2,355							2,223			
		Width		mm	2,234										
		Depth		mm	3,138	4,040							4,940		
Weight	Unit			kg	2,905	3,285		3,235	3,240			3,510	4,670	4,685	
	Operation weight			kg	3,000	3,400						3,780	4,940		
Water heat exchanger	Type				Single pass shell & tube										
	Water volume			l	95	115		165	160			270		255	
	Water flow rate	Cooling	Nom.	l/s	11.8	13.1	14.4	15.6	16.7	17.9	19.1	22.4	25.0	27.4	29.7
	Water pressure drop	Cooling	Nom.	kPa	48	45	49	46	51	58	64	47	63	56	38
Air heat exchanger	Type				High efficiency fin and tube type with integral subcooler										
Compressor	Type				Single screw compressor								Asymmetric single screw compressor		
	Quantity				2										
Fan	Type				Direct propeller										
	Quantity				6	8							10		
	Air flow rate	Nom.		l/s	22,302	30,591	29,736			43,001	42,306	43,696	54,620		
	Speed			rpm	900					890					
Sound power level	Cooling	Nom.		dBA	97					99					
Sound pressure level	Cooling	Nom.		dBA	78					79					
Operation range	Water side	Cooling	Min.~Max.	°CDB	-15~15										
	Air side	Cooling	Min.~Max.	°CDB	-18~48										
Refrigerant	Type / GWP				R-134a / 1,430										
	Circuits	Quantity			2										
Refrigerant charge	Per circuit			kg	29.0	33.0	35.0	38.0	35.0		39.0	42.0	45.0		50.0
				TCO_2eq	41.5	47.2	50.1	54.3	50.1		55.8	60.1	64.4		71.5
Piping connections	Evaporator water inlet/outlet (OD)				4"							6"			
Unit	Maximum starting current			A	224	240		283	292	312		423	480	498	
	Nominal running current (RLA)	Cooling		A	132	145	158	172	185	203	213	253	283	305	324
	Maximum running current			A	178	199	216	227	239	268	283	328	365	387	410
Power supply	Phase/Frequency/Voltage			Hz/V	3~/50/400										

Air cooled screw chiller, high efficiency, reduced sound

EWAD-D-XS/XR MicroTech III

Cooling only				EWAD-D-XR	240	270	300	320	350	370	390	460	510	560	600
Cooling capacity	Nom.			kW	242	271	294	321	343	369	393	453	510	559	598
Power input	Cooling	Nom.		kW	81.6	88.0	96.3	107	117	121	129	154	169	185	200
Capacity control	Method				Stepless										
	Minimum capacity			%	12.5										
EER					2.96	3.07	3.06	3.00	2.94	3.06	3.05	2.95	3.01	3.02	2.99
ESEER					3.52	3.59	3.58	3.71	3.60	3.89	3.71	3.77	3.99		3.81
IPLV					4.03	4.11	4.12	4.17	4.13	4.28	4.25	4.36	4.79	4.78	4.47
Dimensions	Unit	Height		mm	2,355							2,223			
		Width		mm	2,234										
		Depth		mm	3,138	4,040							4,940		
Weight	Unit			kg	3,005	3,385		3,335	3,340			3,610	4,770	4,785	
	Operation weight			kg	3,100	3,500						3,880	5,040		
Water heat exchanger	Type				Single pass shell & tube										
	Water volume			l	95	115		165	160			270		255	
	Water flow rate	Cooling	Nom.	l/s	11.6	13.0	14.1	15.4	16.4	17.7	18.8	21.7	24.4	26.8	28.6
	Water pressure drop	Cooling	Nom.	kPa	47	44	48	45	49	56		45	60	54	36
Air heat exchanger	Type				High efficiency fin and tube type with integral subcooler										
Compressor	Type				Single screw compressor								Asymmetric single screw compressor		
	Quantity				2										
Fan	Type				Direct propeller										
	Quantity				6	8							10		
	Air flow rate	Nom.		l/s	17,892	24,777	23,856			33,035	32,576	33,493	41,867		
	Speed			rpm	680					705					
Sound power level	Cooling	Nom.		dBA	92					93			94		
Sound pressure level	Cooling	Nom.		dBA	73					74					
Operation range	Water side	Cooling	Min.~Max.	°CDB	-15~15										
	Air side	Cooling	Min.~Max.	°CDB	-18~48										
Refrigerant	Type / GWP				R-134a / 1,430										
	Circuits	Quantity			2										
Refrigerant charge	Per circuit			kg	30.0	31.0	38.0	39.0	40.0	39.0		34.0	45.0	47.0	50.0
				TCO_2eq	42.9	44.3	54.3	55.8	57.2	55.8		48.6	64.4	67.2	71.5
Piping connections	Evaporator water inlet/outlet (OD)				4"							6"			
Unit	Maximum starting current			A	222	237		280	289	306		417	473	491	
	Nominal running current (RLA)	Cooling		A	134	144	160	175	188	200	213	256	283	308	330
	Maximum running current			A	173	193	210	222	233	257	272	317	351	373	396
Power supply	Phase/Frequency/Voltage			Hz/V	3~/50/400										

Air cooled screw chiller, high ambient, standard sound

- **High ambient**
- Stepless single-screw compressor
- Optimised for use with R-134a
- Large operation range (ambient temperature down to -18°C)
- MicroTech III controller with superior control logic and easy interface

EWAD-D-HS MicroTech III

Cooling only				EWAD-D-HS	200	210	230	260	270	290	310	340	380	420	450	480	510	550	590
Cooling capacity	Nom.			kW	194	208	233	255	272	288	305	334	379	413	446	476	512	545	585
Power input	Cooling	Nom.		kW	77.9	76.0	83.9	92.1	98.9	105	114	122	129	143	152	164	177	185	194
Capacity control	Method				Stepless														
	Minimum capacity			%	12.5														
EER					2.49	2.73	2.77		2.75	2.73	2.68	2.75	2.93	2.90	2.93	2.90	2.89	2.95	3.02
ESEER					3.02	3.16	3.24	3.11	3.20	3.18	3.17	3.15	3.46	3.50	3.57		3.55	3.60	3.68
IPLV					3.56	3.74	3.77	3.66	3.74	3.73	3.72	3.64	3.99	4.00	4.05	3.99	4.10	4.18	4.50
Dimensions	Unit	Height		mm	2,223														
		Width		mm	2,234														
		Depth		mm	2,239			3,339				4,040				4,940			
Weight	Unit			kg	2,475	2,470	2,865		2,870			3,185		3,277	3,942	4,356	4,361		4,366
	Operation weight			kg	2,500		2,960					3,300		3,447	4,112		4,526		
Water heat exchanger	Type				Plate heat exchanger		Single pass shell & tube												
	Water volume			l	25	30	95		90			115		170			165		160
	Water flow rate	Cooling	Nom.	l/s	9.3	9.9	11.1	12.2	13.1	13.8	14.6	16.0	18.2	19.8	21.4	22.8	24.5	26.1	28.0
	Water pressure drop	Cooling	Nom.	kPa	32	24	46	52	54	59	64	58	70	46	53	58	51	56	53
Air heat exchanger	Type				High efficiency fin and tube type with integral subcooler														
Compressor	Type				Single screw compressor										Asymmetric single screw compressor				
	Quantity				2														
Fan	Type				Direct propeller														
	Quantity				4		6					8				10			
	Air flow rate	Nom.		l/s	21,848	21,153	32,772		32,251	31,729		43,696			42,306	54,620			
	Speed	Cooling	Nom.	rpm	890														
Sound power level	Cooling	Nom.		dBA	96							97	99	97	98		99	100	
Sound pressure level	Cooling	Nom.		dBA	77								79	77	78		79	80	
Operation range	Water side	Cooling	Min.~Max.	°CDB	-15~15														
	Air side	Cooling	Min.~Max.	°CDB	-18~48														
Refrigerant	Type / GWP				R-134a / 1,430														
	Circuits	Quantity			2														
Refrigerant charge	Per circuit			kg	18.0	21.0	22.0	26.0	28.0	31.0	28.0		34.0	30.0	45.0	47.5	46.0		47.0
				TCO_2eq	25.7	30.0	31.5	37.2	40.0	44.3	40.0		48.6	42.9	64.4	67.9	65.8		67.2
Piping connections	Evaporator water inlet/outlet (OD)				3"		4"							5"					
Unit	Maximum starting current			A	222		239		283	291	303	307	312	423	468	489		498	
	Nominal running current (RLA)	Cooling		A	134	131	145	157	169	180	191	204	214	239	258	275	295	306	320
	Maximum running current			A	172		197	213	224	234	249	272	283	320	338	367	388	399	410
Power supply	Phase/Frequency/Voltage			Hz/V	3~/50/400														

Air cooled screw chiller, standard efficiency, standard/low sound

- Stepless single-screw compressor
- Large operation range (ambient temperature down to -18°C and up to 46°C)
- 2-3 truly independent refrigerant circuits
- DX shell and tube evaporator – one pass refrigerant side to minimize pressure drops
- Partial and total heat recovery option available
- Standard electronic expansion valve
- MicroTech III controller with superior control logic and easy interface

Cooling only				EWAD-C-SS/SL	650	740	830	910	970	C11	C12	C13	H14	C15	C16	C17	C18	C19	C20
Cooling capacity	Nom.			kW	645	741	829	908	962	1,059	1,146	1,315	1,412	1,532	1,615	1,706	1,797	1,870	1,917
Power input	Cooling	Nom.		kW	223	265	302	322	355	382	408	446	479	557	586	627	669	687	721
Capacity control	Method				Stepless														
	Minimum capacity			%	12.5									7.0					
EER					2.89	2.80	2.74	2.82	2.71	2.77	2.81	2.95		2.75		2.72	2.69	2.72	2.66
ESEER					3.79	3.69	3.72	3.65	3.60	3.69	3.63	3.88	3.86	3.73	3.68	3.59	3.71	3.68	
IPLV					4.32	4.17	4.18	4.25	4.16	4.17	4.21	4.42		4.28	4.18	4.15	4.24	4.19	4.21
Dimensions	Unit	Height		mm	2,540														
		Width		mm	2,285														
		Depth		mm	6,285					7,185	8,085	8,985		10,285	11,185			12,085	
Weight (SS)	Unit			kg	5,330	5,740	5,760	6,280	6,560	7,010	7,280	7,900		10,320	10,710	10,770	11,240	11,600	
	Operation weight			kg	5,610	5,990	6,010	6,530	6,810	7,250	7,520	8,280		10,730	11,110	11,260	12,110	12,480	
Weight (SL)	Unit			kg	5,920	6,030	6,050	6,570	6,850	7,300	7,570	8,190		10,770	11,150	11,210	11,680	12,040	
	Operation weight			kg	6,200	6,280	6,300	6,820	7,100	7,540	7,810	8,570		11,170	11,550	11,700	12,560	12,920	
Water heat exchanger	Type				Single pass shell & tube														
	Water flow rate	Cooling	Nom.	l/s	30.9	35.5	39.7	43.5	46.1	50.8	55.0	62.9	67.6	73.4	77.4	81.8	86.0	89.5	91.7
	Water pressure drop	Cooling	Nom.	kPa	73	54	53	62	69	64	74	54	58	62	68	75	36	39	40
	Water volume			l	266		251			243		386		408		474	850		
Air heat exchanger	Type				High efficiency fin and tube type														
Compressor	Type				Asymmetric single screw compressor														
	Quantity				2									3					
Fan	Type				Direct propeller														
	Quantity				10			12		14	16	18		20	22			24	
	Air flow rate	Nom.		l/s	53,442			64,131		74,819	85,508	96,196		106,885	117,573			128,262	
	Speed			rpm	900														
Sound power level (SS)	Cooling	Nom.		dBA	102	100		101		102				103			104		
Sound power level (SL)	Cooling	Nom.		dBA	96			98	97	98				99	100			101	
Sound pressure level (SS)	Cooling	Nom.		dBA	81	80				81							82		
Sound pressure level (SL)	Cooling	Nom.		dBA	76			77									78		
Operation range	Air side	Cooling	Min.~Max.	°CDB	-18~46														
	Water side	Cooling	Min.~Max.	°CDB	-8~15														
Refrigerant	Type / GWP				R-134a / 1,430														
	Circuits	Quantity			2									3					
Refrigerant charge	Per circuit			kg	64.0			76.5	80.0	91.0	94.0	110.0	130.0	73.3	86.7			91.7	101.7
				TCO_2eq	91.5			109.4	114.4	130.1	134.4	157.3	185.9	104.9	123.9			131.1	145.4
Piping connections	Evaporator water inlet/outlet (OD)				168.3mm							219.1mm					273mm		
Unit	Starting current	Max		A	604	649		915	962	1,017	1,021	1,068	1,081	1,312	1,363	1,367	1,410	1,456	1,470
	Running current	Cooling	Nom.	A	366	432	492	524	577	624	667	726	773	909	959.0	1,023	1,092	1,116	1,164
		Max		A	476	545	589	656	715	787	859	921	974	1,144	1,217	1,281	1,334	1,395	1,449
Power supply	Phase/Frequency/Voltage			Hz/V	3~/50/400														

Air cooled screw chiller, standard efficiency, reduced sound

EWAD-C-SS/SL/SR

MicroTech III

Cooling only				EWAD-C-SR	620	720	790	880	920	C10	C11	C12	H14	C13	C14	C15	C16	C17	C18	C19
Cooling capacity	Nom.			kW	616	712	786	872	918	1,016	1,107	1,266	1,316	1,363	1,465	1,550	1,616	1,710	1,790	1,828
Power input	Cooling	Nom.		kW	226	276	317	334	373	398	422	461	499	522	582	609	654	706	722	762
Capacity control	Method				Stepless															
	Minimum capacity			%	12.5									7.0						
EER					2.74	2.59	2.48	2.61	2.46	2.55	2.63	2.75	2.63	2.61	2.52	2.54	2.47	2.42	2.48	2.40
ESEER					3.91	3.78	3.81	3.79	3.98	3.76	3.95	3.92	3.81	3.78	3.70	3.72	3.66	3.70	3.71	3.66
IPLV					4.39	4.41	4.19	4.29	4.21		4.33	4.52	4.35	4.29	4.27	4.28	4.23	4.24	4.27	4.21
Dimensions	Unit	Height		mm	2,540															
		Width		mm	2,285															
		Depth		mm	6,285					7,185	8,085	8,985		10,285		11,185			12,085	
Weight	Unit			kg	5,920	6,030	6,050	6,570	6,850	7,300	7,570	8,190		10,750	10,770	11,150	11,210	11,680	12,040	
	Operation weight			kg	6,200	6,280	6,300	6,820	7,100	7,540	7,810	8,570		11,170		11,550	11,700	12,560	12,920	
Water heat exchanger	Type				Single pass shell & tube															
	Water flow rate	Cooling	Nom.	l/s	29.5	34.1	37.6	41.8	44.0	48.7	53.1	60.6	63.0	65.2	70.2	74.2	77.3	81.8	85.6	87.5
	Water pressure drop	Cooling	Nom.	kPa	43	50	48	58	63	60	69	50	54	45	57	63	46	33	36	37
	Water volume			l	266		251			243		386		421		408	474	850		
Air heat exchanger	Type				High efficiency fin and tube type															
Compressor	Type				Asymmetric single screw compressor															
	Quantity				2									3						
Fan	Type				Direct propeller															
	Quantity				10			12		14	16	18		20		22			24	
	Air flow rate	Nom.		l/s	41,007			49,208		57,410	65,611	73,812		82,014		90,215			98,417	
	Speed			rpm	700															
Sound power level	Cooling	Nom.		dBA	92			93		94				95				96		
Sound pressure level	Cooling	Nom.		dBA	71	72			73									74		
Operation range	Air side	Cooling	Min.~Max.	°CDB	-18~46															
	Water side	Cooling	Min.~Max.	°CDB	-8~15															
Refrigerant	Type / GWP				R-134a / 1,430															
	Circuits	Quantity			2									3						
Refrigerant charge	Per circuit			kg	64.0			76.5	80.0	91.0	94.0	110.0		86.7				91.7	101.7	
				TCO_2eq	91.5			109.4	114.4	130.1	134.4	157.3		123.9				131.1	145.4	
Piping connections	Evaporator water inlet/outlet (OD)				168.3mm							219.1mm						273mm		
Unit	Starting current	Max		A	597	642		906	953	1,007	1,010	1,055	1,068	1,241	1,292	1,344	1,346	1,389	1,434	1,447
	Running current	Cooling	Nom.	A	371	450	518	548	609	654	694	755	811	857	954	1,002	1,075	1,158	1,179	1,238
		Max		A	462	531	575	639	698	767	837	895	949	1,052	1,116	1,186	1,250	1,303	1,362	1,415
Power supply	Phase/Frequency/Voltage			Hz/V	3~/50/400															

Air cooled screw chiller, high efficiency, standard/low sound

- Stepless single-screw compressor
- Large operation range (ambient temperature down to -18°C and up to 50°C)
- 2-3 truly independent refrigerant circuits
- DX shell and tube evaporator – one pass refrigerant side to minimize pressure drops
- Partial and total heat recovery option available
- Standard electronic expansion valve
- MicroTech III controller with superior control logic and easy interface

Cooling only				EWAD-C-XS/XL	760	830	890	990	C10	C11	C12	C13	H14	H15	C16	C17	C18	C19	C20	C21	C22
Cooling capacity	Nom.			kW	752	827	885	997	1,069	1,192	1,276	1,343	1,408	1,517	1,590	1,678	1,760	1,849	1,896	1,947	2,002
Power input	Cooling	Nom.		kW	237	256	282	311	343	367	404	416	450	483	510	541	569	598	619	648	678
Capacity control	Method				Stepless																
	Minimum capacity			%	12.5										7.0						
EER					3.17	3.22	3.14	3.20	3.12	3.25	3.15	3.23	3.13	3.14	3.12	3.10	3.09		3.06	3.00	2.95
ESEER					3.77	3.92	3.81	3.91	3.84	3.99	3.86	4.05	4.04	4.06	4.00	3.96	3.94	3.93	4.02	3.91	3.89
IPLV					4.48		4.52	4.50	4.44	4.50	4.47	4.60	4.71	4.81	4.58	4.59	4.51	4.53	4.57	4.42	4.47
Dimensions	Unit	Height		mm	2,540																
		Width		mm	2,285																
		Depth		mm	6,285	7,185		8,085		9,885					12,085	12,985	13,885	14,785			
Weight (XS)	Unit			kg	5,990	6,340	6,360	7,190	7,470	8,220	8,240	8,900			11,570	11,900	12,260	12,600			
	Operation weight			kg	6,240	6,580	6,600	7,600	7,870	8,610	8,630	9,890			12,430	12,760	13,140	13,470			
Weight (XL)	Unit			kg	6,280	6,630	6,650	7,480	7,760	8,510	8,530	9,190			12,010	12,350	12,700	13,040			
	Operation weight			kg	6,520	6,870	6,890	7,880	8,160	8,900	8,920	10,180			12,870	13,200	13,580	13,910			
Water heat exchanger	Type				Single pass shell & tube																
	Water flow rate	Cooling	Nom.	l/s	36.1	39.6	42.4	47.8	51.2	57.1	61.1	64.4	67.5	72.8	76.1	80.4	84.4	88.6	90.7	93.2	95.8
	Water pressure drop	Cooling	Nom.	kPa	81	57	64	61	69	45	51	68	77	84	62	68		74	39	41	43
	Water volume			l	251	243		403		386		979			850		871	850			
Air heat exchanger	Type				High efficiency fin and tube type																
Compressor	Type				Asymmetric single screw compressor																
	Quantity				2										3						
Fan	Type				Direct propeller																
	Quantity				12	14		16		20					24	26	28	30			
	Air flow rate	Nom.		l/s	64,131	74,819		85,508		106,885					128,262	138,950	149,639	160,327			
	Speed			rpm	900																
Sound power level (XS)	Cooling	Nom.		dBA	100	101			102		103					104					
Sound power level (XL)	Cooling	Nom.		dBA	97			98		99					100						
Sound pressure level (XS)	Cooling	Nom.		dBA	80				81	80					81						
Sound pressure level (XL)	Cooling	Nom.		dBA	76	77									78						
Operation range	Air side	Cooling	Min.~Max.	°CDB	-18~50																
	Water side	Cooling	Min.~Max.	°CDB	-8~15																
Refrigerant	Type / GWP				R-134a / 1,430																
	Circuits	Quantity			2										3						
Refrigerant charge	Per circuit			kg	75.0	81.0		91.0	100.0	115.0	117.5	125.0	145.5	125.0	99.0	82.7	103.3	109.0	113.3	120.0	
				TCO_2eq	107.3	115.8		130.1	143.0	164.5	168.0	178.8	208.1	178.8	141.6	118.2	147.8	155.9	162.1	171.6	
Piping connections	Evaporator water inlet/outlet (OD)				168.3mm			219.1mm				273mm									
Unit	Starting current	Max		A	618	657		923	970	1,029			1,072	1,085	1,268	1,328	1,387		1,430	1,472	1,486
	Running current	Cooling	Nom.	A	387	423	463	511	559	607	667	686	731	778	835	885	934.0	984	1,018	1,059	1,100
		Max		A	510	561	605	672	731	811	875		929	982	1,096	1,168	1,241	1,313	1,366	1,419	1,473
Power supply	Phase/Frequency/Voltage			Hz/V	3~/50/400																

Air cooled screw chiller, high efficiency, reduced sound

EWAD-C-XS/XL/XR

MicroTech III

Cooling only				EWAD-C-XR	740	810	870	970	C10	C11	C12	C13	H14	H15	C16	C17	C18	C19	C20	C21	C22
Cooling capacity	Nom.			kW	732	808	862	970	1,036	1,164	1,243	1,297	1,360	1,460	1,544	1,632	1,715	1,805	1,849	1,897	1,947
Power input	Cooling	Nom.		kW	238	257	285	313	348	369	409	420	460	498	518	548	574	604	629	662	696
Capacity control	Method				Stepless																
	Minimum capacity			%	12.5										7.0						
EER					3.07	3.15	3.03	3.10	2.98	3.16	3.04	3.09	2.96	2.93	2.98		2.99		2.94	2.87	2.80
ESEER					4.01	4.16	4.01	4.12	4.01	4.21	4.07	4.10		4.12	4.08	4.00	4.05	4.00	4.09	3.96	3.94
IPLV					4.56	4.62	4.51	4.63	4.59	4.65	4.61	4.63	4.74	4.83	4.67	4.65		4.63	4.69	4.54	4.53
Dimensions	Unit	Height		mm	2,540																
		Width		mm	2,285																
		Depth		mm	6,285	7,185		8,085		9,885					12,085	12,985	13,885	14,785			
Weight	Unit			kg	6,280	6,630	6,650	7,480	7,760	8,510	8,530	9,190			12,010	12,350	12,700	13,040			
	Operation weight			kg	6,520	6,870	6,890	7,880	8,160	8,900	8,920	10,180			12,870	13,200	13,580	13,910			
Water heat exchanger	Type				Single pass shell & tube																
	Water flow rate	Cooling	Nom.	l/s	35.1	38.7	41.3	46.5	49.7	55.7	59.5	62.1	65.2	70.0	74.0	78.2	82.2	86.5	88.5	90.7	93.1
	Water pressure drop	Cooling	Nom.	kPa	77	54	61	58	65	43	49	64	73	79	59	65		71	37	39	41
	Water volume			l	251	243		403		386		979			850		871	850			
Air heat exchanger	Type				High efficiency fin and tube type																
Compressor	Type				Asymmetric single screw compressor																
	Quantity				2										3						
Fan	Type				Direct propeller																
	Quantity				12	14		16		20					24	26	28	30			
	Air flow rate	Nom.		l/s	49,208	57,410		65,611		82,014					98,417	106,618	114,819	123,021			
	Speed			rpm	700																
Sound power level	Cooling	Nom.		dBA	92			94		95					96					97	
Sound pressure level	Cooling	Nom.		dBA	72			73		72		73								74	
Operation range	Air side	Cooling	Min.~Max.	°CDB	-18~50																
	Water side	Cooling	Min.~Max.	°CDB	-8~15																
Refrigerant	Type / GWP				R-134a / 1,430																
	Circuits	Quantity			2										3						
	GWP				1,430																
Refrigerant charge	Per circuit			kg	75.0	81.0		91.0	100.0	115.0	117.5	125.0		124.0	103.3	109.0	113.3	120.0			125.0
				TCO_2eq	107.3	115.8		130.1	143.0	164.5	168.0	178.8		177.3	147.8	155.9	162.1	171.6			178.8
Piping connections	Evaporator water inlet/outlet (OD)				168.3mm			219.1mm				273mm									
Unit	Starting current	Max		A	610	647		911	959	1,015			1,058	1,071	1,246	1,303	1,359		1,402	1,444	1,458
	Running current	Cooling	Nom.	A	392	426	470	518	572	613	679	699	753	807	854	903	951	1,000	1,040	1,087	1,136
		Max		A	493	542	585	649	708	783	847		901	954	1,063	1,132	1,201	1,271	1,324	1,377	1,431
Power supply	Phase/Frequency/Voltage			Hz/V	3~/50/400																

Air cooled screw chiller, premium efficiency, standard/low sound

- Stepless single-screw compressor
- Excellent part load efficiency
- Large operation range (ambient temperature down to -18°C and up to 52°C)
- 2 truly independent refrigerant circuits
- DX shell and tube evaporator – one pass refrigerant side to minimize pressure drops
- Partial and total heat recovery option available
- Standard electronic expansion valve
- MicroTech III controller with superior control logic and easy interface

Cooling only				EWAD-C-PS/PL	820	890	980	C11	C12	C13	C14	C15	C16
Cooling capacity	Nom.			kW	818	886	973	1,070	1,153	1,274	1,384	1,467	1,554
Power input	Cooling	Nom.		kW	229	253	276	306	335	368	402	432	461
Capacity control	Method				Stepless								
	Minimum capacity			%	12.5								
EER					3.57	3.51	3.52	3.49	3.44	3.46	3.44	3.40	3.37
ESEER					4.22	4.25	4.30	4.29	4.14	4.23	4.07	4.06	4.03
IPLV					4.78	4.67	4.79	4.69	4.73	4.68	4.73		4.71
Dimensions	Unit	Height		mm	2,540								
		Width		mm	2,285								
		Depth		mm	8,985			9,885		11,185	12,085		
Weight (PS)	Unit			kg	7,530		7,660	8,290	8,550	9,390	9,730		
	Operation weight			kg	8,130		8,700	9,330	9,590	10,380	10,720		
Weight (PL)	Unit			kg	7,820		7,950	8,580	8,840	10,380	10,720		
	Operation weight			kg	8,420		8,990	9,620	9,880	10,670	11,010		
Water heat exchanger	Type				Single pass shell & tube								
	Water flow rate	Cooling	Nom.	l/s	39.2	42.5	46.5	51.2	55.2	61.0	66.3	70.3	74.5
	Water pressure drop	Cooling	Nom.	kPa	58	67	31	61	70	60	70	81	88
	Water volume			l	599		1,043	1,027		995	979		
Air heat exchanger	Type				High efficiency fin and tube type								
Compressor	Type				Asymmetric single screw compressor								
	Quantity				2								
Fan	Type				Direct propeller								
	Quantity				18			20		22	24		
	Air flow rate	Nom.		l/s	96,196			106,885		117,573	128,262		
	Speed			rpm	900								
Sound power level (PS)	Cooling	Nom.		dBA	101			102			103		104
Sound power level (PL)	Cooling	Nom.		dBA	98			99	100	99	100		
Sound pressure level (PS)	Cooling	Nom.		dBA	80				81	80	81		
Sound pressure level (PL)	Cooling	Nom.		dBA	77							78	
Operation range	Air side	Cooling	Min.~Max.	°CDB	-18~52								
	Water side	Cooling	Min.~Max.	°CDB	-8~15								
Refrigerant	Type / GWP				R-134a / 1,430								
	Circuits	Quantity			2								
Refrigerant charge	Per circuit			kg	102.0			115.0	120.0	137.5	140.0		
				TCO_2eq	145.9			164.5	171.6	196.6	200.2		
Piping connections	Evaporator water inlet/outlet (OD)				219.1mm		273mm						
Unit	Starting current	Max		A	630	665		702	978	1,037		1,080	1,093
	Running current	Cooling	Nom.	A	386	424	465	511	555	614	671	711	752
		Max		A	534	577	621	670	747	819	891	945	998
Power supply	Phase/Frequency/Voltage			Hz/V	3~/50/400								

Air cooled screw chiller, premium efficiency, reduced sound

EWAD-C-PS/PL/PR

MicroTech III

Cooling only				EWAD-C-PR	810	880	960	C10	C11	C13	C14	C15	C16
Cooling capacity	Nom.			kW	806	871	954	1,049	1,127	1,246	1,353	1,432	1,513
Power input	Cooling	Nom.		kW	222	248	275	303	335	369	402	432	465
Capacity control	Method				Stepless								
	Minimum capacity			%	12.5								
EER					3.63	3.51	3.47	3.46	3.36	3.38	3.36	3.32	3.25
ESEER					4.39	4.33	4.40	4.35	4.25	4.33	4.26	4.23	4.15
IPLV					5.07	4.89		4.92	4.82	4.81	4.85		4.79
Dimensions	Unit	Height		mm	2,540								
		Width		mm	2,285								
		Depth		mm	8,985			9,885		11,185	12,085		
Weight	Unit			kg	7,820		7,950	8,580	8,840	10,380	10,720		
	Operation weight			kg	8,420		8,990	9,620	9,880	10,670	11,010		
Water heat exchanger	Type				Single pass shell & tube								
	Water flow rate	Cooling	Nom.	l/s	38.6	41.7	45.6	50.2	54.0	59.7	64.8	68.7	72.6
	Water pressure drop	Cooling	Nom.	kPa	56	65	30	59	67	58	67	77	84
	Water volume			l	599		1,043	1,027		995	979		
Air heat exchanger	Type				High efficiency fin and tube type								
Compressor	Type				Asymmetric single screw compressor								
	Quantity				2								
Fan	Type				Direct propeller								
	Quantity				18			20		22	24		
	Air flow rate	Nom.		l/s	73,812			82,014		90,215	98,417		
	Speed			rpm	700								
Sound power level	Cooling	Nom.		dBA	93				94			95	
Sound pressure level	Cooling	Nom.		dBA	71			72					73
Operation range	Air side	Cooling	Min.~Max.	°CDB	-18~52								
	Water side	Cooling	Min.~Max.	°CDB	-8~15								
Refrigerant	Type / GWP				R-134a / 1,430								
	Circuits	Quantity			2								
Refrigerant charge	Per circuit			kg	102.0			115.0	120.0	137.5	140.0		
				TCO_2eq	145.9			164.5	171.6	196.6	200.2		
Piping connections	Evaporator water inlet/outlet (OD)				219.1mm		273mm						
Unit	Starting current	Max		A	618	653		917	964	1,020		1,063	1,076
	Running current	Cooling	Nom.	A	375	416	461	506	555	614	671	717	764
		Max		A	509	552	596	660	719	788	858	911	964
Power supply	Phase/Frequency/Voltage			Hz/V	3~/50/400								

Air cooled screw inverter chiller, high efficiency, standard/low sound

› High efficiency with leader-of-class ESEER
› Inverter stepless single-screw compressor
› Highly efficient fans with patented blade profile for quiet operation
› Extensive option list (heat recovery option available)
› Wide operating range
› Low starting current
› MicroTech III controller with superior control logic and easy interface

Cooling only					EWAD-CZXS/XL	C12	C13	C14	C15	C16	C17	C18
Cooling capacity	Nom.				kW	1,232	1,303	1,444	1,538	1,616	1,701	1,795
Power input	Cooling	Nom.			kW	404	447	494	538	564	596	619
Capacity control	Method					Stepless						
	Minimum capacity				%	20.0				13.0		
EER						3.05	2.92	2.93	2.86		2.85	2.90
ESEER						4.70	4.51	4.73	4.83	4.59	4.62	4.61
IPLV						5.58	5.45	5.61	5.75	5.65	5.46	5.29
Dimensions	Unit	HeightxWidthxDepth			mm	2,540x2,285x10,325		2,540 x2,285 x11,625	2,540x2,285x12,525		2,540 x2,285 x13,425	2,540 x2,285 x14,325
Weight (XS)	Unit				kg	8,570	8,970	9,600	9,940	11,370	12,190	12,920
	Operation weight				kg	8,960	9,360	9,980	10,320	12,220	13,040	13,790
Weight (XL)	Unit				kg	8,850	9,250	9,880	10,220	11,790	12,610	13,340
	Operation weight				kg	9,240	9,640	10,260	10,600	12,640	13,460	14,210
Water heat exchanger	Type					Single pass shell & tube						
	Water flow rate	Cooling	Nom.		l/s	59.0	62.4	69.2	73.7	77.4	81.5	86.0
	Water pressure drop	Cooling	Nom.		kPa	47	52	62	72	63	69	65
	Water volume				l	383		374		850		871
Air heat exchanger	Type					High efficiency fin and tube type						
Compressor	Type					Asymmetric single screw compressor						
	Quantity					2				3		
Fan	Type					Direct propeller						
	Air flow rate	Nom.			l/s	108,376		119,214	130,051	129,455	140,143	151,130
	Quantity					20	20	22	24	24	26	28
	Speed				rpm	900						
Sound power level (XS)	Cooling	Nom.			dBA	104				106		
Sound power level (XL)	Cooling	Nom.			dBA	101				103		
Sound pressure level (XS)	Cooling	Nom.			dBA	81				83		
Sound pressure level (XL)	Cooling	Nom.			dBA	78				80		
Operation range	Air side	Cooling	Min.~Max.		°CDB	-18~50						
	Water side	Cooling	Min.~Max.		°CDB	-8~15						
Refrigerant	Type/GWP					R-134a/1,430						
	Circuits	Quantity				2				3		
Refrigerant charge					kg/TCO2Eq	125.0/178.8			140.0/200.2	106.7/152.5	113.3/162.1	116.7/166.8
Piping connections	Evaporator water inlet/outlet (OD)					219.1mm				273mm		
Unit	Starting current	Max			A	590	626	709	772	848	899	949
	Running current	Cooling	Nom.		A	636	698	769	837	881	931	970
		Max			A	824	877	979	1,081	1,132	1,193	1,255
Power supply	Phase/Frequency/Voltage				Hz/V	3~/50/400						

Air cooled screw inverter chiller, high efficiency, reduced sound

EWAD-CZXS/XL/XR

Microtech III

Cooling Only					EWAD-CZXR	C12	C13	C14	C15	C16	C17
Cooling capacity	Nom.				kW	1,231	1,327	1,437	1,539	1,624	1,706
Power input	Cooling	Nom.			kW	459	493	523	585	617	638
Capacity control	Method					Stepless					
	Minimum capacity				%	20.0			13.0		
EER						2.68	2.69	2.75	2.63		2.67
ESEER						4.80	5.12	5.22	5.10	4.83	4.77
IPLV						5.67	6.03	6.21	6.17	5.89	5.85
Dimensions	Unit	HeightxWidthxDepth			mm	2,540x2,285 x10,325	2,540x2,285 x11,625	2,540x2,285x12,525		2,540x2,285 x13,425	2,540x2,285 x14,325
Weight	Unit				kg	9,530	10,180	10,530	12,150	12,990	13,740
	Operation weight				kg	9,920	10,550	10,910	13,000	13,840	14,610
Water heat exchanger	Type					Single pass shell & tube					
	Water flow rate	Cooling	Nom.		l/s	58.9	63.6	68.8	73.7	77.8	81.7
	Water pressure drop	Cooling	Nom.		kPa	48	57	66	57	63	60
	Water volume				l	383	374		850		871
Air heat exchanger	Type					High efficiency fin and tube type					
Compressor	Type					Asymmetric single screw compressor					
	Quantity					2			3		
Fan	Type					Direct propeller					
	Quantity					20	22	24		26	28
	Air flow rate	Nom.			l/s	83,072	91,380	99,687		107,994	116,301
	Speed				rpm	700					
Sound power level	Cooling	Nom.			dBA	97			99		
Sound pressure level	Cooling	Nom.			dBA	74			76		
Operation range	Air side	Cooling	Min.~Max.		°CDB	-18~50					
	Water side	Cooling	Min.~Max.		°CDB	-8~15					
Refrigerant	Type/GWP					R-134a/1,430					
	Circuits	Quantity				2			3		
Refrigerant charge	Per circuit				kg	125.0		140.0	106.7	113.3	116.7
	Per circuit				TCO2Eq	178.8		200.2	152.5	162.1	166.8
Piping connections	Evaporator water inlet/outlet (OD)					219.1mm			273mm		
Unit	Starting current	Max			A	612	693	756	825	873	921
	Running current	Cooling	Nom.		A	715	789	859	912	960	998
		Max			A	849	949	1,048	1,098	1,157	1,215
Power supply	Phase/Frequency/Voltage				Hz/V	3~/50/400					

Air cooled screw chiller with free cooling, high efficiency, standard/low sound

› Free cooling chiller for space cooling and industrial processes
› Stepless single-screw compressor
› Greater energy savings and reduced CO2 emissions during cold season
› Wide operating range
› MicroTech III controller with superior control logic and easy interface

Cooling only					EWAD-CFXS/XL	640	770	850	900	C10	C11	C12	C13	C14	C15	C16
Cooling capacity	Nom.			kW		640 (1) / 415 (2)	772 (1) / 510 (2)	852 (1) / 583 (2)	902 (1) / 612 (2)	1,027 (1) / 701 (2)	1,089 (1) / 734 (2)	1,269 (1) / 902 (2)	1,349 (1) / 957 (2)	1,435 (1) / 963 (2)	1,493 (1) / 1,013 (2)	1,555 (1) / 1,039 (2)
Power input	Cooling	Nom.		kW		257 (1) / 53.7 (2)	272 (1) / 62.0 (2)	293 (1) / 64.7 (2)	324 (1) / 69.8 (2)	360 (1) / 75.7 (2)	399 (1) / 83.4 (2)	397 (1) / 86.4 (2)	439 (1) / 92.8 (2)	454 (1) / 101 (2)	492 (1) / 109 (2)	530 (1) / 115 (2)
Capacity control	Method					Stepless										
	Minimum capacity			%		12.5										
EER						2.49 (1) / 11.91 (2)	2.84 (1) / 12.44 (2)	2.90 (1) / 13.17 (2)	2.78 (1) / 12.93 (2)	2.85 (1) / 13.56 (2)	2.73 (1) / 13.05 (2)	3.19 (1) / 14.68 (2)	3.08 (1) / 14.55 (2)	3.16 (1) / 14.21 (2)	3.04 (1) / 13.72 (2)	2.93 (1) / 13.50 (2)
ESEER						3.44	3.52	3.78	3.50	3.74	3.54	3.88	3.78	4.01	3.96	3.85
IPLV						3.86	4.03	4.10	4.05	4.00	3.95	4.36	4.25	4.36	4.35	4.26
Dimensions	Unit	HeightxWidthxDepth		mm		2,565 x2,480 x6,300	2,565 x2,480 x7,200	2,565x2,480x8,100		2,565 x2,480 x9,000		2,565x2,480x10,800				
Weight (XS)	Unit			kg		7,760	8,340	8,900		10,160	10,420	11,900		12,540	12,620	12,670
	Operation weight			kg		8,515	9,100	9,705		11,169	11,429	13,276		14,516	14,596	14,646
Weight (XL)	Unit			kg		8,050	8,620	9,190		10,450	10,710	12,190		12,830	12,910	12,960
	Operation weight			kg		8,795	9,390	9,995		11,459	11,719	13,566		14,806	14,886	14,936
Water heat exchanger	Type					Single pass shell & tube										
	Water flow rate	Cooling	Nom.	l/s		27.8 (1) / 27.8 (2)	33.5 (1) / 33.5 (2)	37.0 (1) / 37.0 (2)	39.2 (1) / 39.2 (2)	44.6 (1) / 44.6 (2)	47.3 (1) / 47.3 (2)	55.1 (1) / 55.1 (2)	58.6 (1) / 58.6 (2)	62.4 (1) / 62.4 (2)	64.9 (1) / 64.9 (2)	67.6 (1) / 67.6 (2)
	Water pressure drop	Cooling	Nom.	kPa		85 (1) / 128 (2)	105 (1) / 172 (2)	90 (1) / 178 (2)	101 (1) / 198 (2)	111 (1) / 245 (2)	124 (1) / 272 (2)	98 (1) / 232 (2)	110 (1) / 259 (2)	139 (1) / 305 (2)	150 (1) / 328 (2)	162 (1) / 354 (2)
	Water volume			l		741	771	808		1,012		1,372		1,965		
Air heat exchanger	Type					High efficiency fin and tube type										
Compressor	Type					Asymmetric single screw compressor										
	Quantity					2										
Fan	Type					Direct propeller										
	Air flow rate	Nom.		l/s		50,368	60,441	70,515		80,588		95,253				
Sound power level (XS)	Cooling	Nom.		dBA		100		101			102		103			
Sound power level (XL)	Cooling	Nom.		dBA		96	97			98		99				
Sound pressure level (XS)	Cooling	Nom.		dBA		79	80				81	80				
Sound pressure level (XL)	Cooling	Nom.		dBA		76	77									
Operation range	Air side	Cooling	Min.~Max.	°CDB		-20~45										
	Water side	Cooling	Min.~Max.	°CDB		-8~15										
Refrigerant	Type/GWP					R-134a/1,430										
	Circuits	Quantity				2										
Refrigerant charge				kg/TCO2Eq		64.0/91.5	73.0/104.4	81.0/115.8		91.0/130.1		107.0/153.0		112.5/160.9	124.0/177.3	
Piping connections	Evaporator water inlet/outlet (OD)					DN150PN16(168.3mm)				DN200PN16(219.1mm)				DN250PN16(273mm)		
Unit	Starting current	Max		A		605	619	658		924	971	1,030			1,073	1,086
	Running current	Cooling	Nom.	A		404	430	467	515	568	628	636	701	720	773	825
		Max		A		476	510	561	605	672	731	811	875		929	982
Power supply	Phase/Frequency/Voltage			Hz/V		3~/50/400										

(1) Cooling: entering evaporator water temp. 16°C; leaving evaporator water temp. 10°C; ambient air temp. 35°C; full load operation.
(2) Data is calculated at ambient air temperature 5°C, inlet water temperature 16°C.

Air cooled screw chiller with free cooling, high efficiency, reduced sound

EWAD-CFXS/XL/XR

Microtech III

Cooling Only				EWAD-CFXR	600	740	820	870	980	C10	C11	C12	C13	C14	C15
Cooling capacity	Nom.			kW	602 (1) / 374 (2)	739 (1) / 468 (2)	821 (1) / 539 (2)	866 (1) / 562 (2)	981 (1) / 644 (2)	1,034 (1) / 670 (2)	1,229 (1) / 825 (2)	1,302 (1) / 866 (2)	1,374 (1) / 889 (2)	1,424 (1) / 909 (2)	1,476 (1) / 929 (2)
Power input	Cooling	Nom.		kW	263 (1) / 46.6 (2)	278 (1) / 56.2 (2)	299 (1) / 58.5 (2)	334 (1) / 63.1 (2)	368 (1) / 68.5 (2)	412 (1) / 74.4 (2)	403 (1) / 80.0 (2)	450 (1) / 87.5 (2)	466 (1) / 93.4 (2)	511 (1) / 103 (2)	556 (1) / 109 (2)
Capacity control	Method				Stepless										
	Minimum capacity			%	12.5										
EER					2.29 (1) / 12.91 (2)	2.66 (1) / 13.17 (2)	2.75 (1) / 14.04 (2)	2.59 (1) / 13.71 (2)	2.67 (1) / 14.33 (2)	2.51 (1) / 13.89 (2)	3.05 (1) / 15.36 (2)	2.90 (1) / 14.87 (2)	2.95 (1) / 14.7 (2)	2.79 (1) / 13.85 (2)	2.66 (1) / 13.56 (2)
ESEER					3.59	3.66	3.89	3.62	3.83	3.63	4.13	3.89	4.09	4.02	3.92
IPLV					4.09	4.15	4.16	4.20	4.10	4.08	4.42	4.37	4.42		4.28
Dimensions	Unit	HeightxWidthxDepth		mm	2,565x2,480 x6,300	2,565x2,480 x7,200	2,565x2,480x8,100		2,565x2,480 x9,000		2,565x2,480 x10,800				
Weight	Unit			kg	8,050	8,620	9,190		10,450	10,710	12,190		12,830	12,910	12,960
	Operation weight			kg	8,795	9,390	9,995		11,459	11,719	13,566		14,806	14,886	14,936
Water heat exchanger	Type				Single pass shell & tube										
	Water flow rate	Cooling	Nom.	l/s	26.2 (1) / 26.2 (2)	32.1 (1) / 32.1 (2)	35.7 (1) / 35.7 (2)	37.6 (1) / 37.6 (2)	42.6 (1) / 42.6 (2)	44.9 (1) / 44.9 (2)	53.4 (1) / 53.4 (2)	56.6 (1) / 56.6 (2)	59.7 (1) / 59.7 (2)	61.9 (1) / 61.9 (2)	64.1 (1) / 64.1 (2)
	Water pressure drop	Cooling	Nom.	kPa	76 (1) / 115 (2)	97 (1) / 159 (2)	84 (1) / 167 (2)	93 (1) / 184 (2)	102 (1) / 225 (2)	113 (1) / 248 (2)	92 (1) / 219 (2)	103 (1) / 243 (2)	128 (1) / 282 (2)	137 (1) / 301 (2)	146 (1) / 321 (2)
	Water volume			l	741	771	808		1,012		1,372		1,965		
Air heat exchanger	Type				High efficiency fin and tube type										
Compressor	Type				Asymm single screw										
	Quantity				2										
Fan	Type				Direct propeller										
	Quantity				10	12	14		16		20				
	Air flow rate	Nom.		l/s	38,935	46,722	54,508		62,295		73,011				
	Speed			rpm	715										
Sound power level	Cooling	Nom.		dBA	92				94		95				
Sound pressure level	Cooling	Nom.		dBA	71	72			73		72		73		
Operation range	Air side	Cooling	Min.~Max.	°CDB	-20~45										
	Water side	Cooling	Min.~Max.	°CDB	-8~15										
Refrigerant	Type/GWP				R-134a/1,430										
	Circuits	Quantity			2										
Refrigerant charge	Per circuit			kg	64.0	73.0	81.0		91.0		107.0		112.5	124.0	
	Per circuit			TCO2Eq	91.5	104.4	115.8		130.1		153.0		160.9	177.3	
Piping connections	Evaporator water inlet/outlet (OD)				DN150PN16(168.3mm)				DN200PN16(219.1mm)				DN250PN16(273mm)		
Unit	Starting current	Max		A	598	611	648		912	960	1,016			1,059	1,072
	Running current	Cooling	Nom.	A	411	439	473	526	580	647	645	717	738	800	862
		Max		A	462	493	542	585	649	708	783	847		901	954
Power supply	Phase/Frequency/Voltage			Hz/V	3~/50/400										

(1)Cooling: entering evaporator water temp. 16°C; leaving evaporator water temp. 10°C; ambient air temp. 35°C; full load operation.
(2)Data is calculated at ambient air temperature 5°C, inlet water temperature 16°C.

EWAD-TZB screw inverter chiller High efficiency in comfort and process cooling

Over 1,000 sites around the world with screw chillers installed is demonstrating that we will never stop developing the most advanced technology with highest quality level to offer the best chiller experience to our customers.

EWAD-TZB at a glance

› Full inverter air cooled chiller
› Capacity range from 170 up to 1,100 kW
› Daikin single screw compressor with integrated inverter and variable volume ratio
› Best efficiency at full load and part load conditions



Web-based chiller selection software

A user-friendly interface allows users to quickly create new projects, open and change exisiting projects or simply do a quick selection.

Technical selection reports can be printed or downloaded in several formats.

To make life easier, the tool is accessible everywhere, via any device. No matter where you are, projects can be consulted.

Create now a new account on:
http://tools.daikinapplied.eu/

Why choose EWAD-TZB?

High efficiencies both at full load and part load: ESEER up to 5.5 & EER up to 3.6

› Daikin compressor with in-built inverter and Variable Volume Ratio (VVR) for optimized efficiency
› In-house developed software with dynamic condensing pressure management and innovative economizer control logic

Rapid return on investment

› Payback of three years, compared to a non-inverter unit for comfort cooling applications
› Less than one year a for process cooling applications

Perfect comfort level

› Infinitely variable load regulation
› Precise leaving water temperature control thanks to stepless regulation

Compact design

› More compact heat exchanger with superior efficiencies
› Reduced electrical panel dimensions thanks to the inverter compressor mounted

Lowest sound levels

› Down to 87 dB(A) sound power at full load and even lower at part load thanks to fans and compressors variable speed
› Quiet compressor thanks to special acoustic executions
› Unique Daikin fans design with reduced noise impact and vibrations

Unrivaled and proven reliability

› Extensive testing of chillers and components in laboratories, Daikin factories and selected job sites - even at extreme working conditions
› Reduced energy demand without compromising on reliability and performance

Extensive option list

More than 60 different options are available to fit the EWAD-TZ B chiller to fit to your requirements:
› Rapid restart after power failure
› Variable speed water pumps to optimise the working efficiency
› Total heat recovery: 80 to 85% of the total heat rejection of the chiller can be recovered
› Partial heat recovery: 15 to 20% of the total heat rejection of the chiller can be recovered
› Refrigerant leak detection

Air cooled screw inverter chiller, standard efficiency, standard/low sound

- Optimized energy efficiency both at full and part load conditions
- Inverter stepless single-screw compressor
- Advanced compressor technology featuring integrated inverter and variable volume ratio (VVR)
- Compact design for small footprint and minimized installation space
- Low operating sound levels are achieved by the latest compressor and fan design
- One or two truly independent refrigerant circuits for outstanding reliability

Cooling only					EWAD-TZSSB/SLB	160	190	240	270	300	360	380	450	495	570	610	660	700	820	900	990	C10	C11
Cooling capacity	Nom.				kW	169	201	235	269	306	351	395	456	500	570	612	661	701	816	890	987	1,045	1,104
Power input	Cooling	Nom.			kW	56.5	69.9	83.0	89.9	108	119	139	163	174	198	217	239	249	257.9	296.1	321.3	364.4	366.2
Capacity control	Method					Stepless																	
	Minimum capacity				%	37	31	34	29	25	24	16	17	16	14	13	12		10				
EER						2.99	2.87	2.83	2.99	2.82	2.95	2.83	2.78	2.86	2.88	2.81	2.76	2.81	3.164	3.005	3.072	3.017	3.015
ESEER						4.37	4.46	4.30	4.40	4.42	4.50	4.46	4.44	4.49	4.54	4.59	4.63	4.70	4.43		4.44		4.51
IPLV						5.30	5.27	5.04	5.19	5.37	5.53	5.34	5.30	5.46	5.64	5.62		5.70	5.29	5.26	5.25	5.26	5.27
Dimensions	Unit	HeightxWidthxDepth			mm	2,483 x2,258 x2,283			2,483 x2,258 x3,183			2,483 x2,258 x4,083		2,483 x2,258 x4,983	2,483 x2,258 x5,883			2,483 x2,258 x6,783	2,482 x2,258 x6,783		2,482 x2,258 x7,783	2,482 x2,258 x8,820	2,482x 2,258 x9,591
Weight (SSB)	Unit				kg	2,066	2,091	2,149	2,375	2,422	2,771	4,044	4,060	4,317	4,603	4,780	4,804	5,074	6,249	6,147	6,542	6,897	7,207
	Operation weight				kg	2,086	2,117	2,187	2,401	2,460	2,821	4,202	4,224	4,475	4,761	5,050	5,059	5,329	6,532	6,632	7,027	7,382	7,660
Weight (SLB)	Unit				kg	2,081	2,106	2,164	2,390	2,437	2,786	4,074	4,090	4,347	4,633	4,810	4,834	5,104	6,249	6,147	6,542	6,897	7,207
	Operation weight				kg	2,101	2,132	2,202	2,416	2,475	2,836	4,232	4,254	4,505	4,791	5,080	5,089	5,359	6,532	6,632	7,027	7,382	7,660
Water heat exchanger	Type					Plate heat exchanger						Single pass shell & tube											
	Water flow rate	Cooling	Nom.		l/s	8.1	9.6	11.2	12.9	14.6	16.8	18.9	21.8	23.9	27.3	29.3	31.6	33.5	39.1	42.6	47.2	50	52.8
	Water pressure drop	Cooling	Nom.		kPa	25.0	19.3	15.4	32.6	25.2	25.9		32.4	44.0	55.7	38.8	32.3	36.0	52.6	36.9	42.2	46.6	37.3
	Water volume				l	20	26	37	26	37	50	158	164	158		270	255		283	485			453
Air heat exchanger	Type					Microchannel																	
Compressor	Type					Inverter driven single screw compressor																	
	Quantity					1						2											
Fan	Type					Direct propeller																	
	Quantity					4			6			8		10	12				14			16	18	20
	Air flow rate	Cooling	Nom.		l/s	15,109			22,664			30,219		37,774	45,328			52,883	69,177		79,06	88,942	98,825
	Speed				rpm	700	700	700	700	700	700	700	700	700	700	700	700	700	900	900	900	900	900
Sound power level (SSB)	Cooling	Nom.			dBA	96			97	98		99			100	101	102	105	102			103	
Sound power level (SLB)	Cooling	Nom.			dBA	90	90.5		91.5	92.5		93.5		94	94.5	95.5	96.5	98.5	99.0			100.0	
Sound pressure level (SSB)	Cooling	Nom.			dBA	77				78		79			80		82	84	81				
Sound pressure level (SLB)	Cooling	Nom.			dBA	71	72			73		74				75	76	77	78				
Operation range	Air side	Cooling	Min.~Max.		°CDB	-18~47													-18~45				
	Water side	Cooling	Min.~Max.		°CDB	-8~18													-15~20				
Refrigerant	Type/GWP					R-134a/1,430																	
	Circuits	Quantity				1						2											
Refrigerant charge					kg/TCO2Eq	27/ 39	29/41	33/ 47	38/ 54	41/ 59	52/ 74	29/41	29.5/ 42	34/ 49	37.5/ 54	38.5/ 55.0	41.5/ 59	45/ 64	45.5/ 65.065		52/ 74.36	58.5/ 83.655	65/ 92.95
Piping connections	Evaporator water inlet/outlet (OD)					88.9mm			114.3mm			139.7mm				168.3mm			6"	8"			
Unit	Running current	Cooling	Nom.		A	102	123	188	177	188	200	246	372	366	361	377	396	414	429	501	528	563	597
		Max			A	130	149	160	187	220	246	298	320	350	374	439	466	486	537	599	652	708	768
Power supply	Phase/Frequency/Voltage				Hz/V	3~/50/400																	

Air cooled screw inverter chiller, standard efficiency, reduced sound

EWAD-TZSSB/SLB/SRB

Microtech III

Cooling Only				EWAD-TZSRB	160	190	240	270	300	360	380	450	495	570	610	660	700	820	900	990	C10	C11
Cooling capacity	Nom.			kW	169	201	235	269	306	351	394	455	499	569	610	659	700	800	895	956	1,013	1,067
Power input	Cooling	Nom.		kW	56.5	69.9	83	89.9	108	119	140	164	175	199	218	240	250	247.8	294.1	316	335.6	358.9
Capacity control	Method				Stepless																	
	Minimum capacity			%	37	31	34	29	25	24	16	17	16	14	13	12		10				
EER					2.99	2.87	2.83	2.99	2.82	2.95	2.81	2.76	2.85	2.86	2.80	2.74	2.80	3.229	3.043	3.016	3.018	2.973
ESEER					4.37	4.46	4.30	4.40	4.42	4.50	4.44	4.43	4.47	4.53	4.61	4.60	4.68	4.8		4.85	4.83	4.98
IPLV					5.30	5.27	5.04	5.19	5.37	5.53	5.30	5.26	5.43	5.60	5.61	5.60	5.67	5.92	5.74	5.77	5.75	5.86
Dimensions	Unit	HeightxWidthxDepth		mm	2,483x2,258 x2,283			2,483x2,258 x3,183			2,483x2,258 x4,083		2,483 x2,258 x4,983	2,483x2,258 x5,883			2,483 x2,258 x6,783	2,482x2,258 x7,783		2,482 x2,258 x8,820	2,482 x2,258 x9,591	2,482 x2,258 x10,461
Weight	Unit			kg	2,166	2,191	2,249	2,475	2,522	2,871	4,244	4,260	4,517	4,803	4,980	5,004	5,274	6,964	6,862	7,217	7,495	7,820
	Operation weight			kg	2,186	2,217	2,287	2,501	2,560	2,921	4,402	4,424	4,675	4,961	5,250	5,259	5,529	7,247	7,347	7,702	7,980	8,273
Water heat exchanger	Type				Plate heat exchanger						Single pass shell & tube											
	Water flow rate	Cooling	Nom.	l/s	8.1	9.6	11.2	12.9	14.6	16.8	18.8	21.7	23.9	27.2	29.2	31.5	33.5	38.3	42.8	45.7	48.5	51
	Water pressure drop	Cooling	Nom.	kPa	25.0	19.3	15.4	32.6	25.2	25.9	25.8	32.2	43.9	55.5	38.6	32.2	35.9	52.1	36.3	41	45.6	36.3
	Water volume			l	20	26	37	26	37	50	158	164	158		270	255		283	485			453
Air heat exchanger	Type				Microchannel																	
Compressor	Type				Inverter driven single screw compressor																	
	Quantity				1						2											
Fan	Type				Direct propeller																	
	Quantity				4			6		8			10	12			14	16		18	20	22
	Air flow rate	Cooling	Nom.	l/s	15,109			22,664		30,219	29,650		36,920	44,475			51,745	59,299		66,570	74,124	81,394
	Speed			rpm	700																	
Sound power level	Cooling	Nom.		dBA	86	87		88		90				91		92	94			95		
Sound pressure level	Cooling	Nom.		dBA	67	68		69	70	70	70					71	73					
Operation range	Air side	Cooling	Min.~Max.	°CDB	-18~47													-18~45				
	Water side	Cooling	Min.~Max.	°CDB	-8~18													-15~20				
Refrigerant	Type/GWP				R-134a/1,430																	
	Circuits	Quantity			1						2											
Refrigerant charge	Per circuit			kg	27	29	33	38	41	52	29	29.5	34	37.5	38.5	41.5	45	52		58.5	65	71.5
	Per circuit			TCO2Eq	39	41	47	54	59	74	41	42	49	54	55	59	64	74.36		83.655	92.95	102.245
Piping connections	Evaporator water inlet/outlet (OD)				88.9mm			114.3mm			139.7mm					168.3mm		6"	8"			
Unit	Running current	Cooling	Nom.	A	102	123	188	177	188	200	247	374	368	363	378	398	416	422	496	530	561	599
		Max		A	130	149	160	187	220	246	298	320	350	374	439	466	486	523	585	635	688	745
Power supply	Phase/Frequency/Voltage			Hz/V	3~/50/400																	

Air cooled screw inverter chiller, high efficiency, standard/low sound

- High energy efficiency both at full and part load conditions
- Inverter stepless single-screw compressor with DC electrical motor
- Advanced compressor technology featuring integrated inverter and variable volume ratio (VVR)
- Continuous fans speed modulation thanks to inverter driven fans to improve part load efficiency
- Compact design for small footprint and minimized installation space
- Low operating sound levels are achieved by the latest compressor and fan design
- One or two truly independent refrigerant circuits for outstanding reliability

Cooling only					EWAD-TZXSB/XLB	190	220	240	290	320	360	420	450	540	570	610	660	680	770	850	910	C10	C11
Cooling capacity	Nom.				kW	180	211	240	277	313	361	417	473	529	563	599	639	678	764	850	912	1,001	1,045
Power input	Cooling	Nom.			kW	52.1	63.2	72.5	83.9	100	109	132	144	163	181	191	202	219	226.5	266.1	275.8	303.4	320.1
Capacity control	Method					Stepless																	
	Minimum capacity				%	34	29	34	29	25	17	16	17	16	15	14	13		10				
EER						3.46	3.34	3.30		3.13	3.30	3.16	3.26	3.24	3.11	3.13	3.16	3.09	3.374	3.195	3.306	3.3	3.265
ESEER						5.11	5.06	4.99	5.09	5.13	5.14	5.09	5.00	5.07		5.11	5.15		5.09		5.13	5.15	5.22
IPLV						6.26	6.15	6.19	6.17		6.40	6.30	6.22		6.29	6.31	6.25	6.21	6.26	6.08	6.19	6.29	6.24
Dimensions	Unit	HeightxWidthxDepth			mm	2,483 x2,258 x3,183			2,483 x2,258 x4,083		2,483 x2,258 x4,983		2,483 x2,258 x5,883			2,483 x2,258 x6,783	2,483 x2,258 x7,683		2,482 x2,258 x7,783		2,482 x2,258 x8,820	2,482 x2,258 x9,591	2,482 x2,258 x10,461
Weight (XSB)	Unit				kg	2,362	2,409	2,421	2,770		4,292	4,602	4,800			5,072	5,425		6,626	6,542	6,897	7,175	7,500
	Operation weight				kg	2,388	2,447	2,459	2,820		4,450	4,760	5,055			5,327	5,680		6,927	7,027	7,382	7,660	7,953
Weight (XLB)	Unit				kg	2,377	2,424	2,436	2,785		4,322	4,632	4,830			5,102	5,455		6,626	6,542	6,897	7,175	7,500
	Operation weight				kg	2,403	2,462	2,474	2,835		4,480	4,790	5,085			5,357	5,710		6,927	7,027	7,382	7,660	7,953
Water heat exchanger	Type					Plate heat exchanger					Single pass shell & tube								Shell and tube				
	Water flow rate	Cooling	Nom.		l/s	8.6	10.1	11.5	13.2	15.0	17.3	20.0	22.6	25.3	27.0	28.7	30.6	32.4	36.6	40.7	43.6	47.9	50
	Water pressure drop	Cooling	Nom.		kPa	16.4	13.2	16.2	17.1	21.0	34.3	31.2	39.7	36.7	41.1	27.1	30.5	33.3	40.5	33.5	37.5	42.4	34.3
	Water volume				l	26	37		50		158			255					301	485			453
Air heat exchanger	Type					Microchannel																	
Compressor	Type					Inverter driven single screw compressor																	
	Quantity					1					2												
Fan	Type					Direct propeller																	
	Air flow rate	Nom.			l/s	22,664			30,219		37,774		45,328			52,883	60,438				67,993	75,547	83,102
	Quantity					6			8		10		12			14	16				18	20	22
	Speed				rpm	700																	
Sound power level (XSB)	Cooling	Nom.			dBA	96	97	96	97	98	99				100		101						102
Sound power level (XLB)	Cooling	Nom.			dBA	91	91.5	91	91.5	92.5	93.5	94			94.5	95	95.5		97				
Sound pressure level (XSB)	Cooling	Nom.			dBA	77				78	79						80				79		
Sound pressure level (XLB)	Cooling	Nom.			dBA	72				73	74	73			74				75				
Operation range	Air side	Cooling	Min.~Max.		°CDB	-18~50																	
	Water side	Cooling	Min.~Max.		°CDB	-8~18													-15~20				
Refrigerant	Type/GWP					R-134a/1,430																	
	Circuits	Quantity				1					2												
Refrigerant charge					kg	36	39	40	5		32	3	40			44.5	48		52		58.5	65	71.5
					TCO2Eq	51	56	57	73		46	53	57			64	69		74.36		83.655	92.95	102.245
Piping connections	Evaporator water inlet/outlet (OD)					88.9mm			114.3mm		139.7mm			168.3mm					6"		8"		
Unit	Running current	Cooling	Nom.		A	110	113	186		192	225	231	371.0	383	392	390	387	395	394	451	469	500	537
		Max			A	130	149	166	198	225	256	292	333	358	385	417	450	478	508	562	590	640	694
Power supply	Phase/Frequency/Voltage				Hz/V	3~/50/400																	

Air cooled screw inverter chiller, high efficiency, reduced sound

EWAD-TZXSB/XLB/XRB

Microtech III

Cooling Only					EWAD-TZXRB	190	220	240	290	320	360	420	450	540	570	610	660	680	770	850	910	C10	C11
Cooling capacity	Nom.			kW		180	211	240	277	313	360	417	472	528	562	599	639	677	764	850	912	1,001	1,045
Power input	Cooling	Nom.		kW		52.1	63.2	72.5	83.9	100	109	132	145	164	181	192	203	220	226.5	266.8	275.4	303.1	320.6
Capacity control	Method					Stepless																	
	Minimum capacity			%		34	29	34	29	25	17	16	17	16	15	14	13		10				
EER						3.46	3.34	3.30		3.13	3.29	3.16	3.24	3.22	3.09	3.11	3.15	3.07	3.373	3.186	3.311	3.302	3.26
ESEER						5.11	5.06	4.99	5.09	5.13	5.12	5.09	4.99	5.04	5.05	5.13		5.07	5.09		5.13	5.15	5.22
IPLV						6.26	6.15	6.19	6.17		6.37	6.30	6.20		6.26	6.27	6.24	6.18	6.26	6.08	6.19	6.29	6.24
Dimensions	Unit	HeightxWidthxDepth		mm		2,483 x2,258 x3,183			2,483 x2,258 x4,083		2,483 x2,258 x4,983		2,483 x2,258 x5,883			2,483 x2,258 x6,783	2,483 x2,258 x7,683		2,482 x2,258 x7,783		2,482 x2,258 x8,820	2,482 x2,258 x9,591	2,482 x2,258 x10,461
Weight	Unit			kg		2,462	2,509	2,521	2,870		4,492		4,802	5,000		5,272	5,625		6,946	6,862	7,217	7,495	7,820
	Operation weight			kg		2,488	2,547	2,559	2,920		4,650		4,960	5,255		5,527	5,880		7,247	7,347	7,702	7,980	8,273
Water heat exchanger	Type					Plate heat exchanger					Single pass shell & tube								Shell and tube				
	Water flow rate	Cooling	Nom.	l/s		8.6	10.1	11.5	13.2	15.0	17.2	20.0	22.6	25.3	26.9	28.6	30.5	32.4	36.6	40.7	43.6	47.9	50.0
	Water pressure drop	Cooling	Nom.	kPa		16.4	13.2	16.2	17.1	21.0	34.2	31.2	39.7	36.6	41.0	27.1	30.4	33.2	40.3	33.3	37.3	42.3	34.2
	Water volume			l		26	37		50		158			255					301	485			453
Air heat exchanger	Type					Microchannel																	
Compressor	Type					Inverter driven single screw compressor																	
	Quantity					1					2												
Fan	Type					Direct propeller																	
	Quantity					6			8		10		12			14	16				18	20	22
	Air flow rate	Nom.		l/s		22,664			30,219		36,920	37,774	44,475			51,745	59,299				66,570	74,124	81,394
	Speed			rpm		700																	
Sound power level	Cooling	Nom.		dBA		88			89		90		91				92		94	94	95		
Sound pressure level	Cooling	Nom.		dBA		68			69		70						71		73				
Operation range	Air side	Cooling	Min.~Max.	°CDB		-18~50																	
	Water side	Cooling	Min.~Max.	°CDB		-8~18													-15~20				
Refrigerant	Type/GWP					R-134a/1,430																	
	Circuits	Quantity				1					2												
Refrigerant charge	Per circuit			kg		36	39	40	51		32		37	40.0		44.5	48		52.00		58.5	65	71.5
	Per circuit			TCO2Eq		51	56	57	73		46		53	57		64	69		74.36		83.65	92.95	102.245
Piping connections	Evaporator water inlet/outlet (OD)					88.9mm		114.3mm			139.7mm			168.3mm					6"	8"			
Unit	Running current	Cooling	Nom.	A		110	113	186		192	226	231	373.0	385	393	391	389	396	395	453	471	502	539
		Max		A		130	149	166	198	225	256	292	333	358	385	417	450	478	508	562	590	640	694
Power supply	Phase/Frequency/Voltage			Hz/V		3~/50/400																	

Air cooled screw inverter chiller, premium efficiency, standard/low sound

- Premium energy efficiency both at full and part load conditions
- Inverter stepless single-screw compressor with DC electrical motor
- Advanced compressor technology featuring integrated inverter and variable volume ratio (VVR)
- Continuous fans speed modulation with EC fans for even higher part load efficiency
- Compact design for small footprint and minimized installation space
- Low operating sound levels are achieved by the latest compressor and fan design
- One or two truly independent refrigerant circuits for outstanding reliability

Cooling only					**EWAD-TZPSB/PLB**	**190**	**220**	**240**	**290**	**300**	**350**	**420**	**495**	**550**	**620**	**720**	**820**	**950**
Cooling capacity	Nom.				kW	184	216	244	282	323	379	437	501	543	620	717	833	950
Power input	Cooling	Nom.			kW	50.5	60.7	68.7	83.4	95.9	104	124	139	151.4	178.8	182.3	220.4	252.5
Capacity control	Method					Stepless												
	Minimum capacity				%	34	29	34	29	27	19	20	17	10				
EER						3.64	3.56	3.55	3.38	3.37	3.62	3.50	3.60	3.586	3.468	3.933	3.78	3.763
ESEER						5.54	5.51	5.42	5.40	5.35	5.48		5.45	5.5	5.42	5.59	5.54	5.55
IPLV						6.49	6.35	6.41	6.35	6.21	6.52	6.58	6.55	6.51	6.47	6.73	6.6	6.64
Dimensions	Unit	HeightxWidthxDepth			mm	2,483x2,258x4,083				2,483 x2,258 x4,983	2,483 x2,258 x5,883	2,483x2,258 x6,783		2,482 x2,258 x8,820	2,482 x2,258 x9,591		2,482 x2,258 x10,461	2,482 x2,258 x11,233
Weight (PSB)	Unit				kg	2,758		2,769	2,770	3,020	4,735	5,069	5,077	6,470	6,498	7,415	7,708	8,037
	Operation weight				kg	2,808		2,819	2,820	3,070	4,990	5,324	5,332	6,777	6,805	7,900	8,193	8,490
Weight (PLB)	Unit				kg	2,773		2,784	2,785	3,035	4,765	5,099	5,107	6,470	6,498	7,415	7,708	8,037
	Operation weight				kg	2,823		2,834	2,835	3,085	5,020	5,354	5,362	6,777	6,805	7,900	8,193	8,490
Water heat exchanger	Type					Plate heat exchanger					Single pass shell & tube							
	Water flow rate	Cooling	Nom.		l/s	8.8	10.3	11.7	13.5	15.5	18.1	20.9	24.0	26	29.6	34.3	39.8	45.4
	Water pressure drop	Cooling	Nom.		kPa	10.6	11.0	13.4	17.1	21.5	20.4	26.5	33.3	19.8	25	24.2	31.7	29
	Water volume				l	50					255			307		485		453
Air heat exchanger	Type					Microchannel												
Compressor	Type					Inverter driven single screw compressor												
	Quantity					1					2							
Fan	Type					Direct propeller												
Fans	Quantity					-												
Sound power level (PSB)	Cooling	Nom.			dBA	97				98	99		100	101				
Sound power level (PLB)	Cooling	Nom.			dBA	91	91.5	91	91.5	92	93.5		94	97				
Sound pressure level (PSB)	Cooling	Nom.			dBA	77					78	77	78	79				
Sound pressure level (PLB)	Cooling	Nom.			dBA	71	72	71	72		73	72	73	75				
Operation range	Air side	Cooling	Min.~Max.		°CDB	-18~52										-18~55		
	Water side	Cooling	Min.~Max.		°CDB	-8~18										-15~20		
Refrigerant	Type/GWP					R-134a/1,430												
	Circuits	Quantity				1					2							
Refrigerant charge					kg/TCO2Eq	49/70		50/72	51/73	58/83	38.5/55	43/61	47/67	52.5/ 75.075	57/ 81.51	65/ 92.95	71.5/ 102.245	78/ 111.54
Piping connections	Evaporator water inlet/outlet (OD)					88.9mm		114.3mm			168.3 mm			6"		8"		
Unit	Running current	Cooling	Nom.		A	101	104	172	177		208	211	346	258	298	316	375	424
		Max			A	126	144	162	188	218	246	285	324	352	436	437	512	577
Power supply	Phase/Frequency/Voltage				Hz/V	3~/50/400												

Air cooled screw inverter chiller, premium efficiency, reduced sound

EWAD-TZPSB/PLB/PRB

Microtech III

Cooling Only				EWAD-TZPRB	190	220	240	290	300	350	420	495	550	620	720	820	950
Cooling capacity	Nom.			kW	187	218	247	279	317	382	437	505	543	620	717	833	950
Power input	Cooling	Nom.		kW	50.5	60.7	68.7	83.4	95.9	105	125	139	151.3	178.5	182.2	220.2	252.4
Capacity control	Method				Stepless												
	Minimum capacity			%	34	29	34	29	27	19	20	17	10				
EER					3.71	3.59		3.35	3.31	3.64	3.49	3.62	3.59	3.473	3.935	3.783	3.764
ESEER					5.55	5.52	5.27	5.16	5.20	5.32	5.21	5.38	5.5	5.42	5.59	5.54	5.55
IPLV					6.49	6.35	6.23	6.07	6.04	6.30	6.27	6.47	6.53	6.47	6.73	6.60	6.64
Dimensions	Unit	HeightxWidthxDepth		mm	2,483x2,258x4,083				2,483 x2,258 x4,983	2,483 x2,258 x5,883	2,483x2,258 x6,783		2,482 x2,258 x8,820	2,482x2,258 x9,591		2,482 x2,258 x10,461	2,482 x2,258 x11,233
Weight	Unit			kg	2,858		2,869	2,870	3,120	4,935	5,269	5,277	6,620	6,648	7,735	8,028	8,357
	Operation weight			kg	2,908		2,919	2,920	3,170	5,190	5,524	5,532	6,927	6,955	8,220	8,513	8,810
Water heat exchanger	Type				Plate heat exchanger					Single pass shell & tube							
	Water flow rate	Cooling	Nom.	l/s	9.0	10.4	11.8	13.3	15.2	18.3	20.9	24.2	26	29.6	34.3	39.8	45.4
	Water pressure drop	Cooling	Nom.	kPa	10.6	11.0	13.4	17.1	21.5	20.4	26.4	33.2	19.8	24.9	24.2	31.7	28.9
	Water volume			l	50					255			307		485		453
Air heat exchanger	Type				Microchannel												
Compressor	Type				Inverter driven single screw compressor												
	Quantity				1					2							
Fan	Type				Direct propeller												
	Quantity				8				10	12	14	16	18	20		22	24
	Speed			rpm	700												
Sound power level	Cooling	Nom.		dBA	87	88	87	88		89	90		94	95			
Sound pressure level	Cooling	Nom.		dBA	67	68	67	68				69	73				
Operation range	Air side	Cooling	Min.~Max.	°CDB	-18~52										-18~55		
	Water side	Cooling	Min.~Max.	°CDB	-8~18										-15~20		
Refrigerant	Type/GWP				R-134a/1,430												
	Circuits	Quantity			1					2							
Refrigerant charge	Per circuit			kg	49		50	51	58	38.5	43	47	52.5	57	65	71.5	78
	Per circuit			TCO2Eq	70		72	73	83	55	61	67	75.075	81.51	92.95	102.245	111.54
Piping connections	Evaporator water inlet/outlet (OD)				88.9mm		114.3mm			168.3mm			6"		8"		
Unit	Running current	Cooling	Nom.	A	101	104	172	177		209	212	347	259	300	317	377	426
		Max		A	126	144	162	188	218	246	285	324	352	436	437	512	577
Power supply	Phase/Frequency/Voltage			Hz/V	3~/50/400												

Air cooled mini inverter heat pump

- Top product in terms of energy efficiency and operation range
- All capacities available in 2 versions: standard version and version with OP10 option (no freeze up of water when not in operation thanks to the water piping heater tape)
- Easy ‚plug and play' installation
- Amongst the most quiet units in the market (63dBA - sound power)
- Single phase power supply and low starting currents make the unit ideal for residential applications
- Weight reduced with 20% compared with the previous models.
- Built-in Hydraulic kit: no buffer tank required, standard inverter driven pump, main flow sensor and switch included.
- Standard wired remote control enables setting of different set points (cooling, heating, water leaving temperature) or based on outdoor conditions (weather dependent control). It has an alarm history, night time noise reduction function and is language based.

EWYQ-BVP EKRUMCL1

Heating & Cooling					EWYQ-BVP	004	005	006	008
Cooling capacity	Nom.				kW	4.00 / 4.01	4.93 / 5.07	5.88 / 6.07	7.95 / 8.23
Heating capacity	Nom.				kW	4.11 / 3.96	4.99 / 4.99	6.14 / 6.12	8.08 / 8.44
	Max.				kW	5.1	6.0	-	
Power input	Cooling	Nom.			kW	1.27 / 0.840	1.61 / 1.12	1.87 / 1.13	2.57 / 1.65
	Heating	Nom.			kW	1.19 / 0.860	1.46 / 1.09	1.75 / 1.28	2.31 / 1.84
Capacity control	Method					Variable (inverter)			
EER						3.14 / 4.80	3.06 / 4.51	3.15 / 5.35	3.10 / 4.99
COP						3.44 / 4.61	3.41 / 4.58	3.51 / 4.77	3.49 / 4.59
ESEER						4.45	4.49	5.25	5.24
Space heating	Average climate water outlet 35°C	General	ηs (Seasonal space heating efficiency)		%	155	159	158	165
			SCOP			3.90	4.03		4.21
			Seasonal space heating eff. class			A++			
Dimensions	Unit	HeightxWidthxDepth			mm	735x1,090x350		997x1,160x380	
Weight	Unit				kg	83		106	
Water heat exchanger	Type					Brazed plate			
	Water flow rate	Cooling	Nom.		l/min	11.5 / 11.5	14.1 / 14.5	16.9 / 17.4	22.8 / 23.6
		Heating	Nom.		l/min	11.8 / 11.4	14.3 / 14.3	17.6 / 17.5	23.2 / 24.2
	Water volume				l	1		2	
Air heat exchanger	Type					Cross fin coil/Hi-X tubes and chromate coated waffle louvre fins		Cross fin coil/Hi-X tubes and PE coated waffle louvre fins	
Compressor	Type					Hermetically sealed swing compressor			
	Quantity					1			
Fan	Type					Propeller fan			
	Quantity					1			
	Air flow rate	Cooling	Nom.		m^3/min	53		72	
		Heating	Nom.		m^3/min	47.0		46.6	49.3
Sound power level	Cooling	Nom.			dBA	63	64	69	
	Heating	Nom.			dBA	65			
Sound pressure level	Cooling	Nom.			dBA	48	49	52	53
	Heating	Nom.			dBA	49		47	
Operation range	Air side	Cooling	Min.~Max.		°CDB	10~43		10~46	
		Heating	Min.~Max.		°CDB	-20~25		-15~25	
	Water side	Cooling	Min.~Max.		°CDB	5~22			
		Heating	Min.~Max.		°CDB	15 ~55			
Refrigerant	Type/GWP					R-410A/2,088		R-410A/2,087.5	
	Control					Electronic expansion valve			
	Circuits	Quantity				1			
Refrigerant charge	Per circuit				kg	2.10		2.70	
	Per circuit				TCO2Eq	4.4		5.6	
Water circuit	Piping connections diameter				inch	1" MBSP			
Unit	Starting current		Max		A	15.7		19.9	
	Running current		Max		A	15.7		19.9	
Power supply	Phase/Frequency/Voltage				Hz/V	1N~/50/230			

Air cooled mini inverter heat pump

- Inverter technology to ensure low sound values and **leader-of-class ESEER**
- Wide operating range
- Built-in hydronic module: no buffer tank required and a standard pump and main switch are included
- Easy‚plug and play' installation
- Single phase power supply **for residential applications**, three phase power supply model available **for light commercial applications**

EWYQ-ACV3/ACW1

Digital controller

Heating & Cooling				EWYQ	009ACV3	010ACV3	011ACV3	009ACW1	011ACW1	013ACW1
Cooling capacity	Nom.			kW	12.2 (1)/ 8.60 (2)	13.6 (1)/ 9.60 (2)	15.7 (1)/ 11.1 (2)	12.9 (1)/ 9.10 (2)	15.7 (1)/ 11.1 (2)	17.0 (1)/ 13.3 (2)
Heating capacity	Nom.			kW	10.2 (1)/ 9.90 (2)	11.7 (1)/ 11.4 (2)	13.8 (1)/ 12.9 (2)	11.20 (1)/ 10.90 (2)	13.2 (1)/ 12.4 (2)	14.8 (1)/ 13.9 (2)
Power input	Cooling	Nom.		kW	2.85 (1)/ 2.83 (2)	3.41 (1)/ 3.28 (2)	4.13 (1)/ 3.90 (2)	3.08 (1)/ 3.05 (2)	4.13 (1)/ 3.90 (2)	5.52 (1)/ 5.18 (2)
	Heating	Nom.		kW	2.43 (1)/ 2.99 (2)	2.81 (1)/ 3.46 (2)	3.20 (1)/ 3.94 (2)	2.69 (1)/ 3.31 (2)	3.07 (1)/ 3.78 (2)	3.47 (1)/ 4.27 (2)
Capacity control	Method				Inverter controlled					
EER					4.27 (1)/ 3.05 (2)	4.00 (1)/ 2.93 (2)	3.79 (1)/ 2.85 (2)	4.19 (1)/ 2.99 (2)	3.79 (1)/ 2.85 (2)	3.08 (1)/ 2.57 (2)
ESEER					4.31	4.30	4.33	4.43	4.44	4.36
COP					4.19 (1)/ 3.30 (2)	4.17 / (1) 3.29 (2)	4.30 (1)/ 3.27 (2)	4.17 (1)/ 3.28 (2)	4.31 (1)/ 3.27 (2)	4.28 (1)/ 3.25 (2)
Space heating	Average climate water outlet 35°C	General	ηs (Seasonal space heating efficiency)	%	126	131	134	126	134	130
			SCOP		3.22	3.34	3.41	3.22	3.41	3.30
			Seasonal space heating eff. class		A+					
Dimensions	Unit	Height		mm	1,435					
		Width		mm	1,420					
		Depth		mm	382					
Weight	Unit			kg	180					
Water heat exchanger	Type				Brazed plate					
	Quantity				1					
	Water flow rate	Heating	Nom.	l/min	28.3	32.6	36.9	31.2	35.5	39.8
	Water volume			l	1.01					
Air heat exchanger	Type				Hi-XSS					
Pump Standard	Nominal ESP unit	Cooling		kPa	60.5	57.8	53.2	59.2	53.2	40.9 / 45.6
		Heating		kPa	57.1	52.5	47.3	54.1	49.1	36.6 / 43.5
Hydraulic components	Expansion vessel	Volume		l	10					
Compressor	Type				Hermetically sealed scroll compressor					
	Quantity				1					
Fan	Type				Propeller fan					
	Quantity				2					
	Air flow rate	Cooling	Nom.	m^3/min	96.0	100	97.0	-		
		Heating	Nom.	m^3/min		90.0		-		
Fan motor	Speed	Cooling	Nom.	rpm	780					
		Heating	Nom.	rpm	760					
		Steps			8					
Sound power level	Cooling	Nom.		dBA		64		64		66
	Heating	Nom.		dBA	60	64	60	60		
Sound pressure level	Cooling	Nom.		dBA	50					
	Heating	Nom.		dBA	50					
	Night quiet mode	Cooling		dBA		45		45		46
		Heating		dBA		42		42		43
Operation range	Air side	Cooling	Min.~Max.	°CDB	10~46					
		Heating	Min.~Max.	°CDB	-15~35					
	Water side	Cooling	Min.~Max.	°CDB	5~20					
		Heating	Min.~Max.	°CDB	30~50					
Refrigerant	Type/GWP				R-410A / 2,087.5					
	Circuits	Quantity			1					
	Control				Electronic expansion valve					
Refrigerant charge	Per circuit			kg	2.95					
				TCO_2eq	6.16					
Water circuit	Piping			inch	5/4"					
	Piping connections diameter			inch	G 5/4" (female)					
Power supply	Phase/Frequency/Voltage			Hz/V	1~/50/230			3N~/50/400		

(1) Underfloor program: cooling Ta 35°C - LWE 18°C (Dt: 5°C); heating Ta DB/WB 7°C/6°C - LWC 35°C (Dt: 5°C) (2) Fan coil program: cooling Ta 35°C - LWE 7°C (Dt: 5°C); heating Ta DB/WB 7°C/6°C - LWC 45°C (Dt: 5°C)

Air cooled scroll inverter heat pump

- Inverter chiller
- High part load efficiency for low running cost
- Minimal starting currents
- No buffertank required for standard applications
- Daikin scroll compressor
- Wide operation range
- Integrated hydronic module on request

EWYQ-CWN/CWP BRC21A52

Heating & Cooling				EWYQ-CWN/CWP	016	021	025	032	040	050	064
Cooling capacity	Nom.			kW	16.8(1)/17.0(2)	21.0(1)/21.2(2)	25.3(1)/25.5(2)	31.6(1)/31.8(2)	42.1(1)/42.3(2)	50.5(1)/50.7(2)	63.2(1)/63.3(2)
	Max.			kW	20.0(1)/20.2(2)	25.0(1)/25.2(2)	30.1(1)/30.3(2)	37.6(1)/37.8(2)	50.1(1)/50.3(2)	60.1(1)/60.3(2)	75.2(1)/75.3(2)
Heating capacity	Nom.			kW	16.8(1)/16.6(2)	21.0(1)/20.8(2)	25.1(1)/24.9(2)	31.4(1)/31.2(2)	41.9(1)/41.7(2)	50.3(1)/50.1(2)	62.9(1)/62.7(2)
Power input	Cooling	Nom.		kW	5.93(1)/5.81(2)	7.61(1)/7.47(2)	9.60(1)/9.45(2)	12.9(1)/12.7(2)	15.1	19.2(1)/19.0(2)	25.7(1)/25.5(2)
	Heating	Nom.		kW	5.60(1)/5.49(2)	6.89(1)/6.76(2)	8.74(1)/8.58(2)	10.8(1)/10.6(2)	13.7	17.5(1)/17.4(2)	21.6(1)/21.4(2)
Capacity control	Method				Inverter controlled						
	Minimum capacity			%	25						
EER					2.84(1)/2.93(2)	2.77(1)/2.84(2)	2.63(1)/2.70(2)	2.45(1)/2.50(2)	2.79(1)/2.80(2)	2.63(1)/2.67(2)	2.46(1)/2.48(2)
COP					3.00(1)/3.02(2)	3.05(1)/3.07(2)	2.87(1)/2.91	2.93(2)	3.06(1)/3.03(2)	2.87(1)/2.88(2)	2.91(1)/2.93(2)
ESEER					4.37(1)/4.85(2)	4.26(1)/4.70(2)	4.17(1)/4.57(2)	3.87(1)/4.10(2)	4.28(1)/4.40(2)	4.18(1)/4.36(2)	3.87(1)/4.05(2)
Space heating	Average climate water outlet 35°C	General	ηs (Seasonal space heating efficiency)	%	147(1)/144(2)	148(1)/154(2)	138(1)/139(2)	135(1)/138(2)	149	139	135(1)/138(2)
			SCOP		3.75(1)/3.68(2)	3.78(1)/3.93(2)	3.53(1)/3.55(2)	3.45(1)/3.53(2)	3.80	3.55	3.45(1)/3.53(2)
			Seasonal space heating eff. class		A+	A++	A+				
Dimensions	Unit	HeightxWidthxDepth		mm	1,684x1,370x774			1,684x1,680x774	1,684x2,360x780		1,684x2,980x780
Weight	Unit			kg	268(1)/280(2)	321(1)/332(2)	321(1)/332(2)	403(1)/414(2)	579(1)/604(2)	579(1)/604(2)	741(1)/765(2)
Water heat exchanger	Type				Brazed plate						
	Water flow rate	Cooling	Nom.	l/min	48	60	72	90	120	145	181
	Water pressure drop	Cooling	Total	kPa	8	10	14	8	10	14	8
	Water volume			l	3			5	6		9
Air heat exchanger	Type				Air cooled coil						
Compressor	Type				Hermetically sealed scroll compressor						
	Quantity				1	2		3	4		6
Fan	Type				Axial						
	Quantity				1				2		4
	Air flow rate	Cooling	Nom.	m^3/min	171	185		233	370		466
		Heating	Nom.	m^3/min	171	185		233	370		466
Sound power level	Cooling	Nom.		dBA	78			80	81		83
Operation range	Air side	Cooling	Min.~Max.	°CDB	-5~43						
		Heating	Min.~Max.	°CDB	-15~35						
	Water side	Cooling	Min.~Max.	°CDB	-10 ~20						
		Heating	Min.~Max.	°CDB	25~50						
Refrigerant	Type/GWP				R-410A/2,087.5						
	Control				Electronic expansion valve						
	Circuits	Quantity			1				2		
Refrigerant charge				kg/TCO2Eq	7.60/15.9			9.60/20.0	7.60/15.9		9.60/20.0
Water circuit	Piping connections diameter			inch	1-1/4" (female)				2" (female)		
	Piping			inch	1-1/4"				1-1/2"		
Unit	Starting current	Max		A	0.0	77.7	78.7	88.7	99.8	101.9	120.7
	Running current	Max		A	22.2	25.3	26.4	35.2	47.4	49.6	67.2
Power supply	Phase/Frequency/Voltage			Hz/V	3N~/50/400						

(1) EWYQ-CWN: Version without pump. (2) EWYQ-CWP: Version with pump.

Air cooled scroll inverter heat pump, split version

- **Hydronic module for indoor installation** eliminating the need for glycol
- **Ideal for colder climates** as the lack of glycol will allow for high efficiencies
- Compact dimensions and limited pipework allow for **installation in very restricted spaces**
- Easy transportation as separate units will fit in an elevator

SEHVX-BAW SERHQ-BAW1 BRC21A53/54 (Optional)

Heating & Cooling					SEHVX20BAW/ SERHQ020BAW1	SEHVX32BAW/ SERHQ032BAW1	SEHVX40BAW/ SERHQ020BAW1+SERHQ020BAW1	SEHVX64BAW/ SERHQ032BAW1+SERHQ032BAW1
Cooling capacity	Nom.			kW	21.2 (1)	31.8 (1)	42.3 (1)	63.3 (1)
Heating capacity	Nom.			kW	20.8 (2)	31.2 (2)	41.7 (2)	62.7 (2)
Power input	Cooling	Nom.		kW	7.47 (1)	12.7 (1)	15.1 (1)	25.5 (1)
	Heating	Nom.		kW	6.76 (2)	10.6 (2)	13.7 (2)	21.4 (2)
EER					2.84	2.5	2.8	2.48
COP					3.07	2.93	3.03	2.93
Space heating	Average climate water outlet 35°C	General	SCOP		3.93	3.53	3.80	3.53
			ηs (Seasonal space heating efficiency)	%	154	138	149	138
			Seasonal space heating eff. class		A++	A+		

Unit for indoor installation					SEHVX20BAW	SEHVX32BAW	SEHVX40BAW	SEHVX64BAW
Dimensions	Unit	Height		mm	1,573			
		Width		mm	766			
		Depth		mm	396			
Weight	Unit			kg	64	67	71	77
	Packed unit			kg	74	77	81	87
Water side Heat exchanger	Type				Brazed plate			
	Water volume			l	3	5	6	9
	Water flow rate	Heating	Nom.	l/min	60 (2)	90 (2)	120 (2)	181 (2)
		Cooling	Nom.	l/min	60 (3)	90 (3)	120 (3)	181 (3)
Sound power level	Nom.			dBA	63		66	
Operation range	Heating	Ambient	Min.~Max.	°C~°CDB	-15~35			
		Water side	Min.~Max.	°C	25~50			
	Indoor installation	Ambient	Min.	°CDB	5			
			Max.	°CDB	35			
	Cooling	Ambient	Min.~Max.	°CDB	-5~43			
		Water side	Min.~Max.	°C	5 (4)~20			
Refrigerant	Type / GWP				R-410A / 2,087.5			
	Circuits	Quantity			1		2	
	Control				Electronic expansion valve			
Water circuit	Piping connections diameter			inch	G 1"1/4 (female)		G 2" (female)	
	Piping			inch	1-1/4"		1-1/2"	
	Water pressure drop	Cooling	Nom.	kPa	17 (7)	24 (7)	19 (7)	29 (7)
	Total water volume			l	4.2 (8)	5.8 (8)	7.9 (8)	11.0 (8)
Power supply	Phase/Frequency/Voltage			Hz/V	3N~/50/400			

Outdoor Unit					SERHQ020BAW1	SERHQ032BAW1
Dimensions	Unit	Height		mm	1,680	
		Width		mm	930	1,240
		Depth		mm	765	
Weight	Unit			kg	240	316
	Packed unit			kg	273	356
Compressor	Quantity				2	3
	Type				Hermetically sealed scroll compressor	
Fan	Type				Axial	
	Quantity				1	2
	Air flow rate	Cooling	Nom.	m^3/min	185	233
		Heating	Nom.	m^3/min	185	233

*Note: blue cells combination to be confirmed

(1) Cooling: entering evaporator water temp. 12°C; leaving evaporator water temp. 7°C; ambient air temp. 35°C (2) Condition: Ta DB/WB 7°C/6°C - LWC 45°C (Dt=5°C) (3) Condition: Ta 35°C - LWE 7°C (DT = 5°C) (4) Water can be used above 5°C. Between 0°C and 5°C a 30% glycol solution (propylene or ethylene) has to be used. Between 0°C and -10°C a 40% glycol solution (propylene or ethylene) has to be used (see installation manual and information related to OPZL option) (5) Excluding water volume in the unit. In most applications this minimum water volume will have a satisfying result. In critical processes or in rooms with a high heat load though, extra water volume might be required. Refer to operation range for more info. (6) Excluding the water volume in the unit. This volume will guarantee suficient defrost energy for all applications, however, this volume can be multiplied by 0,66 if the heating sepoint is ≥ 45° C (eg. Fan coils) (7) This is PD between inlet & outlet connections of unit. It includes the water side heat exchanger pressure drop. (8) Including piping + PHE; excluding expansion vessel

Air cooled multi-scroll heat pump, high efficiency, standard sound

› This machine also contains a coffee maker!
› Compact design
› Partial and total heat recovery option available
› Stainless steel plate heat exchanger
› MicroTech III controller with superior control logic and easy interface

Heating & Cooling				EWYQ-G-XS	075	085	100	110	120	140	160
Cooling capacity	Nom.			kW	77.8	88.1	101	117	127	147	165
Heating capacity	Nom.			kW	82.2	91.2	110	127	138	156	170
Power input	Cooling	Nom.		kW	27.0	31.5	36.0	39.5	44.7	50.2	57.8
	Heating	Nom.		kW	26	29	34	39	43	50	54
Capacity control	Method				Step						
	Minimum capacity			%	50	44	50	44	50	43	50
EER					2.88	2.80	2.81	2.97	2.84	2.92	2.85
COP					3.14	3.12	3.24	3.25	3.20	3.11	3.13
ESEER					3.90	3.94	3.97	4.03	3.92	3.96	
IPLV					4.40	4.47	4.40	4.49	4.40	4.50	
Space heating	Average climate water outlet 35°C	General	ηs (Seasonal space heating efficiency)	%	131	129	142	140	142	138	140
			SCOP		3.35	3.31	3.62	3.58	3.63	3.53	3.58
Dimensions	Unit	Height		mm	1,800						
		Width		mm	1,195						
		Depth		mm	2,826			3,426		4,026	
Weight	Unit			kg	850	912	1,077	1,183	1,213	1,333	1,394
	Operation weight			kg	858	921	1,088	1,194	1,224	1,344	1,411
Water heat exchanger	Type				Brazed plate						
	Water flow rate	Cooling	Nom.	l/s	3.7	4.2	4.8	5.6	6.1	7.0	7.9
		Heating	Nom.	l/s	4.0	4.4	5.3	6.1	6.7	7.5	8.2
	Water pressure drop	Cooling	Nom.	kPa	8.40	8.30	8.70	11.6	13.7	18.2	19.9
		Heating	Nom.	kPa	9.50	9.10	11.20	14.40	17.20	21.70	22.50
	Water volume			l	8.10	9.40	10.8				16.7
Air heat exchanger	Type				High efficiency fin and tube type with integral subcooler						
Compressor	Type				Scroll compressor						
	Quantity				2						
Fan	Type				Direct propeller						
	Quantity				6			8		10	
	Air flow rate	Nom.		l/s	10,042		9,861	13,148		16,435	
	Speed			rpm	1,360						
Sound power level	Cooling	Nom.		dBA	84	85	87	89			
Sound pressure level	Cooling	Nom.		dBA	66	68	70	71			
Operation range	Air side	Cooling	Min.~Max.	°CDB	-10~45						
		Heating	Min.~Max.	°CDB	-10~45						
	Water side	Cooling	Min.~Max.	°CDB	-10~15						
		Heating	Min.~Max.	°CDB	-10~15						
Refrigerant	Type / GWP				R-410A / 2,087.5						
	Circuits	Quantity			1						
Refrigerant charge	Per circuit			kg	15.0		18.0	23.0		30.0	
				TCO_2eq	31.3		37.6	48.0		62.6	
Piping connections	Evaporator water inlet/outlet (OD)				2" 1/2						
Unit	Starting current	Max		A	210	261	267	316	323	363	377
	Running current	Cooling	Nom.	A	52	56	60	69	76	88	95
		Max		A	66	72	78	87	95	111	125
Power supply	Phase/Frequency/Voltage			Hz/V	3~/50/400						

Air cooled multi-scroll heat pump, high efficiency, reduced sound

EWYQ-G-XS/XR

MicroTech III

Heating & Cooling				EWYQ-G-XR	075	085	100	110	120	140	160
Cooling capacity	Nom.			kW	75.2	84.5	95.0	111	120	139	155
Heating capacity	Nom.			kW	82.2	91.2	110	127	138	156	170
Power input	Cooling	Nom.		kW	27.7	32.7	38.6	41.5	47.4	52.8	61.5
	Heating	Nom.		kW	26	29	34	39	43	50	54
Capacity control	Method				Step						
	Minimum capacity			%	50	44	50	44	50	43	50
EER					2.71	2.59	2.46	2.68	2.52	2.64	2.51
COP					3.14	3.12	3.24	3.25	3.20	3.11	3.13
ESEER					3.85	3.90	3.79	3.92	3.76	3.86	3.79
IPLV					4.35	4.41	4.29	4.42	4.27	4.40	4.35
Space heating	Average climate water outlet 35°C	General	ηs (Seasonal space heating efficiency)	%	131	129	142	140	142	138	140
			SCOP		3.35	3.31	3.62	3.58	3.63	3.53	3.58
Dimensions	Unit	Height		mm	1,800						
		Width		mm	1,195						
		Depth		mm	2,826			3,426		4,026	
Weight	Unit			kg	880	942	1,107	1,213	1,243	1,363	1,424
	Operation weight			kg	888	951	1,118	1,224	1,254	1,374	1,441
Water heat exchanger	Type				Brazed plate						
	Water flow rate	Cooling	Nom.	l/s	3.6	4.0	4.5	5.3	5.7	6.7	7.4
		Heating	Nom.	l/s	4.0	4.4	5.3	6.1	6.7	7.5	8.2
	Water pressure drop	Cooling	Nom.	kPa	7.90	7.70	7.60	10.5	12.1	16.4	17.5
		Heating	Nom.	kPa	9.50	9.10	11.2	14.4	17.2	21.7	22.5
	Water volume			l	8.10	9.40	10.8				16.7
Air heat exchanger	Type				High efficiency fin and tube type						
Compressor	Type				Scroll compressor						
	Quantity				2						
Fan	Type				Direct propeller						
	Quantity				6			8		10	-
	Air flow rate	Nom.		l/s	7,859		7,101	9,468		11,835	
	Speed			rpm	1,108						
Sound power level	Cooling	Nom.		dBA	80	82	84	86			
Sound pressure level	Cooling	Nom.		dBA	62	65	66	68		67	
Operation range	Air side	Cooling	Min.~Max.	°CDB	-10~45						
		Heating	Min.~Max.	°CDB	-17~20						
	Water side	Cooling	Min.~Max.	°CDB	-10~15						
		Heating	Min.~Max.	°CDB	25~50						
Refrigerant	Type / GWP				R-410A / 2,087.5						
	Circuits	Quantity			1						
Refrigerant charge	Per circuit			kg	17.0	17.7	23.5	29.4	28.3	32.0	34.9
				TCO_2eq	35.5	36.9	49.1	61.4	59.1	66.8	72.9
Piping connections	Evaporator water inlet/outlet (OD)				2" 1/2						
Unit	Starting current	Max		A	213	264	270	319	327	367	381
	Running current	Cooling	Nom.	A	54	60	65	71	80	90	103
		Max		A	70	75	81	91	99	116	131
Power supply	Phase/Frequency/Voltage			Hz/V	3~/50/400						

Air cooled multi-scroll heat pump, high efficiency, standard/low sound

- **Class A efficiency in heating mode**
- Extended operation range: ambient temperatures from -10°C up to +46°C in cooling mode and down to -17°C in heating mode
- 2 truly independent refrigerant circuits
- Reduced footprint thanks to the **V-shaped frame** (EWYQ160-230F-XS/XL & EWYQ160-220F-XR)
- Reliable and efficient scroll compressors with **high EER values**
- Chiller series design entirely based on new European directives (EN14511, EN14825)
- Top serviceability level thanks to reduced weight, compact footprint and optimized components accessibility
- The unit can be equipped with a hydraulic module optimizing installation time, space and cost
- Wide range of available options and accessories
- Inverter fans management for enhanced part load efficiencies
- Nordic kit option to improve the chiller working conditions in heating mode
- MicroTech III controller with superior control logic and easy interface

Heating & Cooling				EWYQ-F-XS/XL	160	190	210	230	310	340	380	400	430	510	570	630
Cooling capacity	Nom.			kW	164	184	205	231	304	335	376	401	427	502	565	624
Heating capacity	Nom.			kW	173	197	227	254	329	362	404	429	463	535	607	674
Power input	Cooling	Nom.		kW	57.6	63.3	70.3	79.3	102	114	129	138	145	172	195	214
	Heating	Nom.		kW	54.0	61.6	70.5	79.2	101	113	126	133	140	167	190	210
Capacity control	Method				Step											
	Minimum capacity			%	25.0									17.0		
EER					2.84	2.91	2.92		2.99	2.93	2.91	2.90	2.94	2.92	2.90	2.91
ESEER					3.73	3.89	3.81	3.71	4.07	4.19	3.99	3.96	4.14	4.20	3.98	4.06
COP					3.20		3.22	3.21	3.24	3.21		3.23	3.30	3.21	3.20	3.21
IPLV					4.45	4.47	4.55	4.38	4.56	4.61	4.38	4.50	4.70	4.71	4.56	4.74
Space heating	Average climate water outlet 35°C	General	ηs (Seasonal space heating efficiency)	%	128	134	129		143	147	-					
			SCOP		3.28	3.42	3.31	3.30	3.64	3.75	-					
Dimensions	Unit	Height		mm	2,270				2,220							
		Width		mm	1,200				2,258							
		Depth		mm	4,370		5,270		4,125			5,025		5,925		6,825
Weight (XS)	Unit			kg	1,430	1,850	2,300	2,350	2,900	2,910	2,920	3,730	3,750	4,250	4,280	4,670
	Operation weight			kg	1,470	1,890	2,340	2,390	2,980	2,990	3,000	3,840	3,850	4,370	4,400	4,780
Weight (XL)	Unit			kg	1,520	1,940	2,400	2,440	3,060	3,070	3,080	3,890	3,900	4,400	4,440	4,820
	Operation weight			kg	1,570	1,980	2,440	2,480	3,130	3,150	3,160	3,990	4,010	4,520	4,550	4,940
Water heat exchanger	Type				Plate heat exchanger											
	Water flow rate	Cooling	Nom.	l/s	7.8	8.8	9.8	11.1	14.6	16.0	18.0	19.2	20.4	24.0	27.1	29.9
		Heating	Nom.	l/s	8.3	9.5	10.9	12.2	15.9	17.5	19.5	20.7	22.3	25.8	29.3	32.5
	Water pressure drop	Cooling	Nom.	kPa	22	28	36	40	21	27	30	29	34	37	42	56
		Heating	Nom.	kPa	25	32	43	50	25	31	37	33	40	43	50	66
	Water volume			l	18				44			60		70		
Air heat exchanger	Type				High efficiency fin and tube type with integral subcooler											
Compressor	Type				Scroll compressor											
	Quantity				4									6		
Fan	Type				Direct propeller											
	Quantity				4		5		8			10		12		14
	Air flow rate	Nom.		l/s	22,577	21,593	26,992		43,187			55,213	53,983	64,780		75,577
	Speed			rpm	900											
Sound power level (XS)	Cooling	Nom.		dBA	92	94	95		97		98	99			100	
Sound power level (XL)	Cooling	Nom.		dBA	89	92	93		95			96		97		98
Sound pressure level (XS)	Cooling	Nom.		dBA	72	74	75	76	77		78		79			80
Sound pressure level (XL)	Cooling	Nom.		dBA	70	73		74	75				76	77		
Operation range	Air side	Cooling	Min.~Max.	°CDB	-10~46											
		Heating	Min.~Max.	°CDB	-17~20											
	Water side	Cooling	Min.~Max.	°CDB	-13~15											
		Heating	Min.~Max.	°CDB	25~50											
Refrigerant	Type / GWP				R-410A / 2,087.5											
	Circuits	Quantity			2											
Refrigerant charge	Per circuit			kg	16.0	20.0		24.0	35.0	36.0	35.0	46.0		55.0	52.5	68.0
				TCO_2eq	33.4	41.8		50.1	73.1	75.2	73.1	96.0		114.8	109.6	142.0
Piping connections	Evaporator water inlet/outlet (OD)				2.5"				3"							
Unit	Starting current	Max		A	282	536	353	560	600	516	637	659	666	648	787	827
	Running current	Cooling	Nom.	A	115	140	128	162	193	205	235	251	257	307	353	384
		Max		A	138	165	164	196	246	264	295	316	330	396	442	491
Power supply	Phase/Frequency/Voltage			Hz/V	3~/50/400											

Air cooled multi-scroll heat pump, high efficiency, reduced sound

EWYQ-F-XS/XL/XR

MicroTech III

Heating & Cooling				EWYQ-F-XR	160	180	200	220	300	330	360	390	420	490	550	610
Cooling capacity	Nom.			kW	158	178	199	223	296	326	363	389	415	487	546	606
Heating capacity	Nom.			kW	173	197	227	254	329	362	404	429	463	535	607	674
Power input	Cooling	Nom.		kW	56.2	62.3	68.4	77.9	97.4	111	127	134	141	167	191	210
	Heating	Nom.		kW	54.0	61.6	70.5	79.2	101	113	126	133	140	167	190	210
Capacity control	Method				Step											
	Minimum capacity			%	25.0									17.0		
EER					2.81	2.86	2.92	2.87	3.04	2.93	2.86	2.90	2.93	2.91	2.85	2.89
ESEER					4.33	4.39	4.38	4.19	4.63	4.68	4.37	4.44	4.60	4.83	4.50	4.62
COP					3.20		3.22	3.21	3.24	3.21		3.23	3.30	3.21	3.20	3.21
IPLV					5.11	5.18	5.22	4.96	5.25	5.35	4.97	5.08	5.25	5.54	5.13	5.36
Space heating	Average climate water outlet 35°C	General	ηs (Seasonal space heating efficiency)	%	128	134	129		143	147	-					
			SCOP		3.28	3.42	3.31	3.30	3.64	3.75	-					
Dimensions	Unit	Height		mm	2,270				2,220							
		Width		mm	1,200				2,258							
		Depth		mm	4,370		5,270		4,125			5,025		5,925		6,825
Weight	Unit			kg	1,520	1,940	2,400	2,440	3,060	3,070	3,080	3,890	3,900	4,400	4,440	4,820
	Operation weight			kg	1,570	1,980	2,440	2,480	3,130	3,150	3,160	3,990	4,010	4,520	4,550	4,940
Water heat exchanger	Type				Plate heat exchanger											
	Water flow rate	Cooling	Nom.	l/s	7.5	8.5	9.6	10.7	14.2	15.6	17.4	18.6	19.8	23.3	26.1	29.0
		Heating	Nom.	l/s	8.3	9.5	10.9	12.2	15.9	17.5	19.5	20.7	22.3	25.8	29.3	32.5
	Water pressure drop	Cooling	Nom.	kPa	20	26	34	38	20	25	28	27	32	35	39	53
		Heating	Nom.	kPa	25	32	43	50	25	31	37	33	40	43	50	66
	Water volume			l	18				44			60		70		
Air heat exchanger	Type				High efficiency fin and tube type with integral subcooler											
Compressor	Type				Scroll compressor											
	Quantity				4									6		
Fan	Type				Direct propeller											
	Quantity				4		5		8			10		12		14
	Air flow rate	Nom.		l/s	17,380	16,564	20,706		33,129			42,431	41,411	49,693		57,975
	Speed			rpm	700											
Sound power level	Cooling	Nom.		dBA	83	84	86		88		89	90		92		
Sound pressure level	Cooling	Nom.		dBA	64	65	66	67	69			70		71		
Operation range	Air side	Cooling	Min.~Max.	°CDB	-10~46											
		Heating	Min.~Max.	°CDB	-17~20											
	Water side	Cooling	Min.~Max.	°CDB	-13~15											
		Heating	Min.~Max.	°CDB	25~50											
Refrigerant	Type / GWP				R-410A / 2,087.5											
	Circuits	Quantity			2											
Refrigerant charge	Per circuit			kg	16.0	18.0	20.0	24.0	35.0	36.0	35.0	46.0		55.0		68.0
				TCO_2eq	33.4	37.6	41.8	50.1	73.1	75.2	73.1	96.0		114.8		142.0
Piping connections	Evaporator water inlet/outlet (OD)				2.5"				3"							
Unit	Starting current	Max		A	276	530	346	553	589	505	626	645	652	631	770	807
	Running current	Cooling	Nom.	A	114	138	126	160	187	201	232	245	252	301	350	379
		Max		A	133	160	157	189	235	253	283	302	316	379	425	471
Power supply	Phase/Frequency/Voltage			Hz/V	3~/50/400											

Air cooled screw inverter heat pump, standard efficiency, standard sound

- Ideal solution for **commercial comfort cooling and/or heating applications**
- Optimum ESEER values
- 2-3 truly independent refrigerant circuits
- Low starting current
- DX shell and tube evaporator – one pass refrigerant side to minimize pressure drops
- Standard electronic expansion valve
- Optimised defrost cycles
- Partial and total heat recovery option available
- Power factor up to 0.95
- PID microprocessor control

Heating & Cooling					EWYD-BZSS	250	270	290	320	340	370	380	410	440	460	510	520	580
Cooling capacity	Nom.				kW	253	272	291	323	337	363	380	411	433	455	502	519	580
Heating capacity	Nom.				kW	271	298	325	334	350	380	412	445	465	477	533	561	618
Power input	Cooling	Nom.			kW	91.3	101	110	117	125	135	144	154	165	163	182	189	218
	Heating	Nom.			kW	91.4	100	108	118	126	133	143	157	167	165	178	186	208
Capacity control	Method					Stepless												
	Minimum capacity				%	13.0									9.0			
EER						2.77	2.70	2.65	2.75	2.69	2.68	2.63	2.66	2.62	2.79	2.76	2.74	2.67
ESEER						3.93	3.92	3.89	3.95	3.89	3.90	3.82	3.91	3.89	4.18	4.01		3.93
COP						2.96	2.97	3.00	2.82	2.78	2.85	2.88	2.83	2.79	2.88	2.99	3.01	2.97
IPLV						4.58	4.62		4.75	4.64	4.71	4.67	4.73	4.69	4.85	4.89	4.85	4.78
Space heating	Average climate water outlet 35°C	General	ηs (Seasonal space heating efficiency)		%	125						-						
			SCOP			3.21		3.20		3.21		-						
Dimensions	Unit	Height			mm	2,335									2,280			
		Width			mm	2,254												
		Depth			mm	3,547			4,428				5,329		6,659			
Weight	Unit				kg	3,410	3,455	3,500	3,870		3,940	4,010	4,390		5,015	5,495	5,735	
	Operation weight				kg	3,550	3,595	3,640	4,010		4,068	4,138	4,518		5,255	5,724	5,964	5,953
Water heat exchanger	Type					Single pass shell & tube												
	Water flow rate	Cooling	Nom.		l/s	12.1	13.0	13.9	15.5	16.2	17.4	18.2	19.7	20.8	21.8	24.1	24.9	27.8
		Heating	Nom.		l/s	13.1	14.4	15.7	16.1	16.9	18.3	19.8	21.4	22.4	23.0	25.6	27.0	29.7
	Water pressure drop	Cooling	Nom.		kPa	40	46	44	50	55	60	65	74	80	47	85	91	61
		Heating	Nom.		kPa	30	35	52	37	40	45	51	59	64	42	63	69	59
	Water volume				l	138			133		128				240	229		218
Air heat exchanger	Type					High efficiency fin and tube type with integral subcooler												
Compressor	Type					Single screw compressor												
	Quantity					2									3			
Fan	Type					Direct propeller												
	Quantity					6			8				10		12			
	Air flow rate	Nom.			l/s	31,729	31,422	31,115	42,306		42,337	41,487	52,882		63,458	62,640	61,652	62,231
	Speed				rpm	900												
Sound power level	Cooling	Nom.			dBA	101							102		104			
Sound pressure level	Cooling	Nom.			dBA	82							83		84			
Operation range	Air side	Cooling	Min.~Max.		°CDB	-10~45												
		Heating	Min.~Max.		°CDB	-10~20												
	Water side	Cooling	Min.~Max.		°CDB	-8~15												
		Heating	Min.~Max.		°CDB	35~55												
Refrigerant	Type / GWP					R-134a / 1,430												
	Circuits	Quantity				2									3			
Refrigerant charge	Per circuit				kg	43.0	44.0	43.0	46.0		46.5	47.0	50.0		47.0			49.0
					TCO_2eq	61.5	62.9	61.5	65.8		66.5	67.2	71.5		67.2			70.1
Piping connections	Evaporator water inlet/outlet (OD)					139.7mm									219.1mm			
Unit	Starting current	Max			A	150			181		204		224	238	245	300	323	
	Running current	Cooling	Nom.		A	137	150	164	176	188	202	214	229	244	246	270	281	322
		Max			A	211		212	254		288		316	336	329	398	432	
Power supply	Phase/Frequency/Voltage				Hz/V	3~/50/400												

Air cooled screw inverter heat pump, standard efficiency, low sound

EWYD-BZSS/SL MicroTech II

Heating & Cooling					EWYD-BZSL	250	270	290	320	330	360	370	400	430	450	490	510	570
Cooling capacity	Nom.			kW		247	265	290	315	330	353	370	401	423	446	490	507	565
Heating capacity	Nom.			kW		271	298	325	334	350	380	412	445	465	477	533	561	618
Power input	Cooling	Nom.		kW		89.5	99.5	110	115	123	134	144	151	163	158	177	186	216
	Heating	Nom.		kW		91.4	100	108	118	126	133	143	157	167	165	178	186	208
Capacity control	Method					Stepless												
	Minimum capacity			%		13.0									9.0			
EER						2.76	2.66	2.62	2.75	2.68	2.64	2.57	2.66	2.59	2.83	2.77	2.73	2.61
ESEER						4.06	4.04	4.03	4.17	4.09	4.04	4.01	4.06	4.02	4.18	4.16	4.10	3.98
COP						2.96	2.97	3.00	2.82	2.78	2.85	2.88	2.83	2.79	2.88	2.99	3.01	2.97
IPLV						4.90	4.96	4.91	5.17	5.08	5.12	5.06	5.22	5.13	5.07	5.03	4.99	4.90
Space heating	Average climate water outlet 35°C	General	ηs (Seasonal space heating efficiency)	%		125						-						
			SCOP			3.21		3.20		3.21		-						
Dimensions	Unit	Height		mm		2,335									2,280			
		Width		mm		2,254												
		Depth		mm		3,547			4,428				5,329		6,659			
Weight	Unit			kg		3,750	3,795	3,840	4,210		4,280	4,350	4,730		5,525	6,005	6,245	
	Operation weight			kg		3,888	3,933	3,978	4,343		4,408	4,478	4,858		5,765	6,234	6,474	6,463
Water heat exchanger	Type					Single pass shell & tube												
	Water flow rate	Cooling	Nom.	l/s		11.8	12.7	13.9	15.1	15.8	16.9	17.7	19.2	20.3	21.4	23.5	24.3	27.1
		Heating	Nom.	l/s		13.1	14.4	15.7	16.1	16.9	18.3	19.8	21.4	22.4	23.0	25.6	27.0	29.7
	Water pressure drop	Cooling	Nom.	kPa		38	44	42	48	53	57	62	71	77	45	82	87	58
		Heating	Nom.	kPa		30	35	52	37	40	45	51	59	64	42	63	69	59
	Water volume			l		138			133		128				240	229		218
Air heat exchanger	Type					High efficiency fin and tube type with integral subcooler												
Compressor	Type					Single screw compressor												
	Quantity					2									3			
Fan	Type					Direct propeller												
	Quantity					6			8				10		12			
	Air flow rate	Cooling	Nom.	l/s		24,432	24,264	24,095	32,576		32,628	32,127	40,720		48,863	48,415	47,732	48,191
	Speed			rpm		700												
Sound power level	Cooling	Nom.		dBA		94			95						97			
Sound pressure level	Cooling	Nom.		dBA		76									77			
Operation range	Air side	Cooling	Min.~Max.	°CDB		-10~45												
		Heating	Min.~Max.	°CDB		-10~20												
	Water side	Cooling	Min.~Max.	°CDB		-8~15												
		Heating	Min.~Max.	°CDB		35~55												
Refrigerant	Type / GWP					R-134a / 1,430												
	Circuits	Quantity				2									3			
Refrigerant charge	Per circuit			kg		43.0	44.0	43.0	46.0		46.5	47.0	50.0		47.0			49.0
				TCO_2eq		61.5	62.9	61.5	65.8		66.5	67.2	71.5		67.2			70.1
Piping connections	Evaporator water inlet/outlet (OD)					139.7mm									219.1mm			
Unit	Starting current	Max		A		145		146	176		199		217	231	234	288	311	305
	Running current	Cooling	Nom.	A		134	148	163	171	184	199	212	224	240	238	263	275	319
		Max		A		202		203	243		277		302	322	313	381	415	406
Power supply	Phase/Frequency/Voltage			Hz/V		3~/50/400												

Air cooled screw condensing unit, standard efficiency, standard sound

› One refrigerant circuit with single screw compressor
› Compact design
› Large operation range (ambient temperature down to -18°C)
› Extensive option list (heat recovery option available)

Cooling only				ERAD-E-SS	120	140	170	200	220	250	310	370	440	490
Cooling capacity	Nom.			kW	121	144	165	196	219	251	309	370	435	488
Power input	Cooling	Nom.		kW	42.1	51.2	57.7	65.6	74.2	77.0	93.8	123	148	161
Capacity control	Method				Stepless									
	Minimum capacity			%	25.0									
EER					2.88	2.82	2.86	2.99	2.95	3.27	3.30	3.02	2.95	3.02
Dimensions	Unit	Height		mm	2,273						2,223			
		Width		mm	1,292						2,236			
		Depth		mm	2,165		3,065		3,965		3,070			
Weight	Unit			kg	1,584		1,741		1,936		2,679			
	Operation weight			kg	1,617		1,781		1,981		2,756			
Air heat exchanger	Type				High efficiency fin and tube type with integral subcooler									
Compressor	Type				Single screw compressor									
	Quantity				1									
Fan	Type				Direct propeller									
	Air flow rate	Nom.		l/s	10,924	10,576	16,386	15,865	21,848	21,153	32,772		31,729	
	Quantity				2		3		4		6			
	Speed	Cooling	Nom.	rpm	900									
Sound power level	Cooling	Nom.		dBA	92				93	94		95		
Sound pressure level	Cooling	Nom.		dBA	74					75				76
Operation range	Saturated suction temp.			°C	-9~12									
	Condenser inlet temp.			°C	-18~48									
Refrigerant	Type / GWP				R-134a / 1,430									
	Circuits	Quantity			1									
Piping connections	Evaporator water inlet/outlet (OD)				76mm							139.7mm		
Unit	Maximum starting current			A	151		195		288		330	410		
	Nominal running current (RLA)	Cooling		A	72	88	98	110	125	129	158	204	244	266
	Maximum running current			A	86	103	119	132	157	164	198	242	284	298
Power supply	Phase/Frequency/Voltage			Hz/V	3~/50/400									

Air cooled screw condensing unit, standard efficiency, low sound

ERAD-E-SS/SL

MicroTech III

Cooling only				ERAD-E-SL	120	140	160	190	210	240	300	350	410	460
Cooling capacity	Nom.			kW	116	137	159	187	209	243	298	352	409	462
Power input	Cooling	Nom.		kW	42.4	52.5	57.7	66.3	73.9	78.1	91.9	122	150	167
Capacity control	Method				Stepless									
	Minimum capacity			%	25.0									
EER					2.74	2.61	2.75	2.83		3.11	3.24	2.88	2.73	2.76
Dimensions	Unit	Height		mm	2,273						2,223			
		Width		mm	1,292						2,236			
		Depth		mm	2,165		3,065		3,965		3,070			
Weight	Unit			kg	1,684		1,841		2,036		2,789			
	Operation weight			kg	1,717		1,881		2,081		2,886			
Air heat exchanger	Type				High efficiency fin and tube type with integral subcooler									
Compressor	Type				Single screw compressor									
	Quantity				1									
Fan	Type				Direct propeller									
	Air flow rate	Nom.		l/s	8,373	8,144	12,560	12,216	16,747	16,288	25,120		24,432	
	Quantity				2		3		4		6			
	Speed	Cooling	Nom.	rpm	700									
Sound power level	Cooling	Nom.		dBA	89		90		91	92				93
Sound pressure level	Cooling	Nom.		dBA	71					73				74
Operation range	Saturated suction temp			°C	-9~12									
	Condenser inlet temp			°C	-18~48									
Refrigerant	Type / GWP				R-134a / 1,430									
	Circuits	Quantity			1									
Piping connections	Evaporator water inlet/outlet (OD)				76mm							139.7mm		
Unit	Maximum starting current			A	151		195		288		330	410		
	Nominal running current (RLA)	Cooling		A	73	90	98	112	125	131	155	204	249	275
	Maximum running current			A	83	100	115	128	151	158	189	234	276	290
Power supply	Phase/Frequency/Voltage			Hz/V	3~/50/400									

Water cooled screw chiller, standard efficiency, standard sound

- All models are PED pressure vessel approved
- 1 or 2 stepless single-screw compressors
- One or two truly independent refrigerant circuits for outstanding reliability
- Shell and tube heat exchanger
- Optimised for use with **R-410A**
- Standard electronic expansion valve
- Compact design
- Partial heat recovery available
- MicroTech III controller with superior control logic and easy interface

Cooling only					**EWWQ-B-SS**	**380**	**460**	**560**	**640**	**730**	**800**	**860**	**870**	**960**	**C10**	**C11**	**C12**	**C13**	**C14**	**C15**	**C16**	**C17**	**C19**	**C20**
Cooling capacity	Nom.			kW		379	462	560	635	724	793	859	868	956	1,003	1,050	1,181	1,251	1,320	1,452	1,595	1,754	1,896	2,055
Power input	Cooling	Nom.		kW		89.2	109	133	150	170	179	207	199	218	247	243	268	285	303	337	373	407	441	477
Capacity control	Method					Stepless																		
	Minimum capacity			%		12.5					25.0	12.5	25.0		12.5	25.0								
EER						4.24		4.21	4.22	4.25	4.42	4.15	4.36	4.38	4.07	4.32	4.41	4.38	4.35	4.31	4.28	4.31	4.30	4.31
ESEER						4.64	4.69	4.70		4.46	5.08	4.35	5.07	5.03	4.28	5.04	5.05	5.06	5.00	4.66	4.76	4.61	4.63	4.54
IPLV						5.57	5.62		5.63	5.32	5.58	5.15	5.75	5.92	5.08	5.90	5.93		5.85	5.46	5.44	5.34	5.38	5.32
Dimensions	Unit	Height		mm		1,849		2,001		1,848	2,158	1,848	2,158		1,851	2,378	2,455			2,495				
		Width		mm		1,140		1,276		1,314	1,350	1,327	1,350		1,314	1,350								
		Depth		mm		3,373		3,454		3,535	5,020	3,535	5,020		3,535	4,894	5,070			4,892			4,865	
Weight	Unit			kg		1,933	1,967	2,283	2,332	2,407	3,921	2,427	3,949	3,988	2,457	4,344	4,529	4,536	4,607	4,988	4,999	5,053	5,204	5,289
	Operation weight			kg		2,135	2,169	2,543	2,628	2,777	4,422	2,795	4,463	4,496	2,812	4,780	5,186	5,200	5,280	5,602	5,615	5,670	5,881	5,970
Water heat exchanger - evaporator	Type					Single pass shell and tube																		
	Water volume			l		124	118	176	170	274	344	266	344	325	251	325	538			505		495	539	527
	Water flow rate	Nom.		l/s		18.1	22.1	26.8	30.4	34.7	38.0	41.1	41.6	45.8	48.0	50.3	56.5	59.9	63.2	69.5	76.5	84.1	91.0	98.7
	Water pressure drop	Cooling	Nom.	kPa		48	63	44	47	54	53	49	62	58	56	69	45	49	54	59	69	88	97	120
Water heat exchanger - condenser	Type					Single pass shell and tube																		
	Water flow rate	Nom.		l/s		22.4	27.4	33.2	37.7	43.1	23.3	51.3	23.3	28.2	60.1	28.2	34.7	34.8	38.9	43.0	43.4	52.0	52.3	60.9
	Water flow rate 2	Nom.		l/s		-					23.3	-	27.9	28.2	-	33.8	34.7	38.9		43.0	51.3	52.0	60.1	60.9
	Water pressure drop	Cooling	Nom.	kPa		59	63	67	65	16	64	20	64	67	26	67	73		69	16		17		15
	Water pressure drop 2	Cooling	Nom.	kPa		-					64	-	66	67	-	69	73	69		16	19	17	14	15
Compressor	Type					Single screw compressor																		
	Quantity					1					2	1	2		1	2								
Sound power level	Cooling	Nom.		dBA		100	101	102			105	102	105		103	105		107		106		107		108
Sound pressure level	Cooling	Nom.		dBA		82	83	84		83	84	85			86	87				86	87		88	
Operation range	Evaporator	Cooling	Min.~Max.	°CDB		-4~10																		
	Condenser	Cooling	Min.~Max.	°CDB		25~45																		
Refrigerant	Type / GWP					R-410A / 2,087.5																		
	Circuits	Quantity				1					2	1	2		1	2								
Refrigerant charge	Per circuit			kg		120.0	100.0	175.0	90.0	80.0	85.0	90.0	45.0	85.0	100.0	160.0	100.0	150.0		130.0		150.0	160.0	130.0
				TCO_2eq		250.5	208.8	365.3	187.9	167.0	177.4	187.9	93.9	177.4	208.8	334.0	208.8	313.1		271.4		313.1	334.0	271.4
Piping connections	Evaporator water inlet/outlet			mm		152.4		203.2								254								
	Condenser water inlet/outlet			inch		5		6		5						6				5				
Unit	Maximum starting current			A		455				656	599	656	626		656	663		690		902	954		988	
	Nominal running current (RLA)	Cooling		A		149	175	211	237	269	299	329	325	352	391	387	423	449	476	539	596	650	702	755
	Maximum running current			A		179	214	259	294	308	358	372	393	427	434	473	519	553	587	615	679	744	771	830
Power supply	Phase/Frequency/Voltage			Hz/V		3~/50/400																		

Water cooled screw chiller, high efficiency, standard sound

EWWQ-B-SS/XS MicroTech III

Cooling only				EWWQ-B-XS	420	520	640	730	800	970	C10	C11	C12	C13	C14	C15	C16	C17	C19	C20	C21
Cooling capacity	Nom.			kW	420	513	636	722	798	969	1,033	1,111	1,153	1,265	1,363	1,442	1,580	1,740	1,870	2,025	2,156
Power input	Cooling	Nom.		kW	88.7	107	131	149	166	201	213	239	238	262	281	299	324	361	397	436	474
Capacity control	Method				Stepless																
	Minimum capacity			%	12.5						25.0	12.5	25.0								
EER					4.74	4.79	4.84	4.83	4.81		4.86	4.64	4.85	4.83	4.85	4.83	4.88	4.81	4.71	4.64	4.55
ESEER					5.27	5.29	5.37	5.36	5.30	5.09	5.56	4.99	5.52		5.65	5.61	5.26	5.18	4.98	4.91	4.75
IPLV					6.36		6.45	6.42	6.35	6.06	6.11	5.92	6.06	6.07	6.23	6.19	5.82	5.92	6.03	5.81	5.93
Dimensions	Unit	Height		mm	2,001				2,003	2,001	2,454	2,003	2,454				2,495				
		Width		mm	1,276			1,268	1,314	1,446	1,350	1,446	1,350								
		Depth		mm	3,863			3,878		3,920	5,219	3,919	5,219				4,829			4,865	
Weight	Unit			kg	2,322	2,403	2,464	2,738	2,407	2,427	4,775	2,457	4,831	4,873	4,919	4,969	5,117		5,388	5,408	5,414
	Operation weight			kg	2,594	2,685	2,745	3,158	2,815	3,056	5,431	3,086	5,479	5,512	5,546	5,606	5,794	5,843	6,110	6,118	6,124
Water heat exchanger - evaporator	Type				Single pass shell and tube																
	Water volume			l	220	213	200	334	325	538	587	538	575	563	551		495	484	535	527	
	Water flow rate	Nom.		l/s	20.1	24.6	30.5	34.6	38.2	46.4	49.5	53.2	55.2	60.6	65.3	69.1	75.7	83.5	89.7	97.2	103.6
	Water pressure drop	Cooling	Nom.	kPa	55	68	71	64	57	53		68	64	55	67	74	69	88	90	111	124
Water heat exchanger - condenser	Type				Single pass shell and tube																
	Water flow rate	Nom.		l/s	24.4	29.8	36.8	41.8	46.3	56.2	29.9	64.7	30.2	36.7	37.2	41.8	45.7	46.2	54.4	55.1	63.1
	Water flow rate 2	Nom.		l/s	-						29.9	-	36.6	36.7	41.8		45.7	54.7	54.4	63.0	63.1
	Water pressure drop	Cooling	Nom.	kPa	50	39	42	47	59	64	40	82	36	48	49	46	44	45	60	61	78
	Water pressure drop 2	Cooling	Nom.	kPa	-						40	-	47	48	46		44	60		78	
Compressor	Type				Single screw compressor																
	Quantity				1						2	1	2								
Sound power level	Cooling	Nom.		dBA	101	102	103		102	103	105	104	106		107		106		107		108
Sound pressure level	Cooling	Nom.		dBA	82	83	84		83	84	86	85	86	87			86	87		88	
Operation range	Evaporator	Cooling	Min.~Max.	°CDB	-4~10																
	Condenser	Cooling	Min.~Max.	°CDB	25~45																
Refrigerant	Type / GWP				R-410A / 2,087.5																
	Circuits	Quantity			1						2	1	2								
Refrigerant charge	Per circuit			kg	120.0	130.0	95.0	135.0	110.0	150.0	120.0	130.0	120.0	150.0	120.0	150.0	130.0		150.0		
				TCO_2eq	250.5	271.4	198.3	281.8	229.6	313.1	250.5	271.4	250.5	313.1	250.5	313.1	271.4		313.1		
Piping connections	Evaporator water inlet/outlet			mm	152.4			203.2		254	203.2	254	203.2			254					
	Condenser water inlet/outlet			inch	8			6			5	6	5		6		8				
Unit	Maximum starting current			A	455				656		626	656	663		690		902	954		988	998
	Nominal running current (RLA)	Cooling		A	149	173	208	235	258	313	346	370	381	417	443	469	511	567	621	678	734
	Maximum running current			A	179	214	259	294	308	372	427	434	473	519	553	587	615	679	744	771	830
Power supply	Phase/Frequency/Voltage			Hz/V	3~/50/400																

Water cooled scroll heat pump

- One of the most **compact units** on the market: 600mm x 600mm x 600mm
- Low energy consumption
- Low operating sound level
- Low refrigerant volume
- Stainless steel plate heat exchanger
- Extension possible to 195kW
- Easy installation and maintenance
- Remote cooling or heating selection
- Water/water heat pump, with water reversibility
- Compatible with hydraulic module EHMC (see next page)
- Advanced µC²SE controller for direct connection to a Modbus based BMS or to a remote user interface
- Standard integrated: main switch, water filter, flow switch, air purge, pressure ports

EWWP-KBW1N µC²SE

Heating only & Cooling only				EWWP-KBW1N	014	022	028	035	045	055	065	090	100	110	120	130	145	155	165	175	185	195
Cooling capacity	Nom.			kW	12.9	21.4	27.8	32.3	42.8	55.7	64.7	85.7	98.6	112.0	121.0	130.0	141.0	154.0	167.0	176.0	185.0	194.0
Heating capacity	Nom.			kW	16.7	27.5	35.6	41.5	55.0	71.7	83.0	110.0	127.0	143.0	155.0	166.0	182.0	198.0	215.0	226.0	237.0	249.0
Power input	Cooling	Nom.		kW	3.8	6.1	7.8	9.1	12.2	16.0	18.2	24.2	28.0	31.9	34.0	36.2	40.2	43.9	47.7	49.8	52.0	54.1
	Heating	Nom.		kW	3.8	6.1	7.8	9.1	12.2	16.0	18.2	24.2	28.0	31.9	34.0	36.2	40.2	43.9	47.7	49.8	52.0	54.1
EER					3.44	3.49	3.54		3.51	3.48	3.55	3.54	3.52	3.51	3.56	3.59	3.51		3.50	3.53	3.56	3.59
COP					4.45	4.49	4.54	4.55	4.51	4.48	4.56	4.55	4.54	4.48	4.56	4.59	4.53	4.51		4.54	4.56	4.60
Space heating	Average climate water outlet 55°C	General	ηs (Seasonal space heating efficiency)	%	107	106	115	116	102	109	113	-										
			SCOP		2.88	2.86	3.08	3.11	2.75	2.91	3.03	-										
			Seasonal space heating eff. class		A+							-										
	Average climate water outlet 35°C	General	ηs (Seasonal space heating efficiency)	%	132	134	138	143	136	139	142	-										
			SCOP		3.49	3.55	3.66	3.78	3.59	3.66	3.74	-										
			Seasonal space heating eff. class		A+							-										
Dimensions	Unit	Height		mm	600							1,200					1,800					
		Width		mm	600																	
		Depth		mm	600				1,200													
Weight	Unit			kg	118	155	165	172	300	320	334	600	620	640	654	668	920	940	960	974	988	1,000
Water heat exchanger - evaporator	Type				Brazed plate																	
	Minimum water volume in the system			l	62	103	134	155	205	268	311	205	268		311		205		268			311
	Water flow rate	Min.		l/min	31.0	53.0	65.0	76.0	101	131	152	202	232	262	283	304	333	363	393	414	435	456
		Nom.		l/min	37.0	61.0	80.0	93.0	123	160	185	246	283	321	347	373	404	441	479	505	530	556
		Max.		l/min	74.0	123	159	185	245	319	371	491	565	642	694	745	808	883	957	1,010	1,060	1,110
Water heat exchanger - condenser	Type				Brazed plate																	
	Water flow rate	Min.		l/min	24	39	51	59	79	100	120	160	180	210	220	240	260	280	310	320	340	360
		Nom.		l/min	48	78	100	120	160	210	240	310	360	410	440	470	520	570	610	650	680	710
		Max.		l/min	95	160	200	240	310	410	470	630	720	820	880	950	1,000	1,100	1,200	1,300	1,400	
Compressor	Type				Hermetically sealed scroll compressor																	
	Quantity				1				2			4	2	4	2		4		6	4		6
Compressor 2	Quantity				-								2	-	2	-	2		-	2		-
Sound power level	Cooling	Nom.		dBA	64.0			71.0	67.0		74.0	71.0			75.0	77.0	73.0			76.0	78.0	79.0
Operation range	Evaporator	Cooling	Min.~Max.	°CDB	-10~20																	
	Condenser	Cooling	Min.~Max.	°CDB	20~55																	
Refrigerant	Type / GWP				R-407C / 1,773.9																	
	Control				Thermostatic expansion valve																	
	Circuits	Quantity			1				2			4					6					
Refrigerant charge	Per circuit			kg	1.20	2.00	2.50	3.10	4.60		5.60	9.20			10.2	11.2	13.8			14.8	15.8	16.8
				TCO_2eq	2.13	3.55	4.43	5.50	8.16		9.93	16.3			18.1	19.9	24.5			26.3	28.0	29.8
Piping connections	Evaporator water inlet/outlet (OD)				FBSP 25mm				FBSP 40mm			2 x 2 x FBSP 38mm					3 x 2 x FBSP 38mm					
	Evaporator water drain				Field installation																	
	Condenser water inlet/outlet (OD)				FBSP 25mm				FBSP 40mm			2 x 2 x FBSP 38mm					3 x 2 x FBSP 38mm					
Unit	Starting current	Max		A	-							121	155	163	185	189	183	191	199	221	225	229
	Running current	Cooling	Nom.	A	6.6	10.4	13.1	15.0	20.8	26.2	30.0	41.6	47.0	52.4	56.2	60.0	67.8	73.2	78.6	82.4	86.2	90.0
		Max		A	9.00	14.5	18.5	22.0	28.0	36.0	40.0	56.0	64.0	72.0	76.0	80.0	92.0	100	108	112	116	120
Power supply	Phase/Frequency/Voltage			Hz/V	3N~/50/400																	

Water cooled scroll chiller

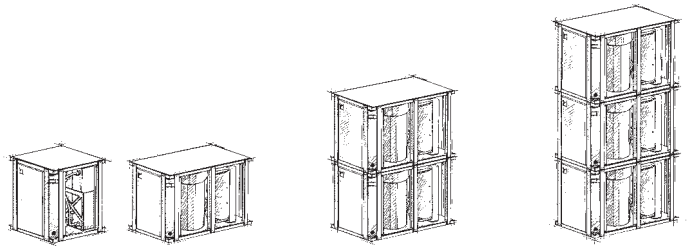

Combination table

Selection table		1 Module (KB-series)							2 Modules (KB-series)					3 Modules (KB-series)						
Capacity index		**014**	**022**	**028**	**035**	**045**	**055**	**065**	**090**	**100**	**110**	**120**	**130**	**145**	**155**	**165**	**175**	**185**	**195**
Cooling capacity (kW)		**12.9**	**21.4**	**27.8**	**32.3**	**42.8**	**55.7**	**64.7**	**85.7**	**98.6**	**112**	**121**	**130**	**141**	**154**	**167**	**176**	**185**	**194**
Heating capacity (kW)		**16.7**	**27.5**	**35.6**	**41.5**	**55.0**	**71.7**	**83.0**	**110**	**127**	**143**	**155**	**166**	**182**	**198**	**215**	**226**	**237**	**249**
Unit + Control (Factory mounted)	EWWP014KBW1N	1	-	-	-	-	-	-	-	-	-	-	-	-	-	-	-	-	-
	EWWP022KBW1N	-	1	-	-	-	-	-	-	-	-	-	-	-	-	-	-	-	-
	EWWP028KBW1N	-	-	1	-	-	-	-	-	-	-	-	-	-	-	-	-	-	-
	EWWP035KBW1N	-	-	-	1	-	-	-	-	-	-	-	-	-	-	-	-	-	-
	EWWP045KBW1N	-	-	-	-	1	-	-	-	-	-	-	-	-	-	-	-	-	-
	EWWP055KBW1N	-	-	-	-	-	1	-	-	-	-	-	-	-	-	-	-	-	-
	EWWP065KBW1N	-	-	-	-	-	-	1	-	-	-	-	-	-	-	-	-	-	-
Modular units (Controller available as accessory)	EWWP045KAW1M	-	-	-	-	-	-	-	2	1	-	-	-	2	1	-	-	-	-
	EWWP055KAW1M	-	-	-	-	-	-	-	-	1	2	1	-	1	2	3	2	1	-
	EWWP065KAW1M	-	-	-	-	-	-	-	-	-	-	1	2	-	-	-	1	2	3
Control (Kit)	ECB2MUAW	-	-	-	-	-	-	-	1	1	1	1	1	-	-	-	-	-	-
	ECB3MUAW	-	-	-	-	-	-	-	-	-	-	-	-	1	1	1	1	1	1

For example: for a 121 kW HP system, select : EWWP055KBW1N + EWWP065KBW1N

Hydraulic Module

- Accessory for EWWP-KBW1N chillers
- 3 models available
- 100 l tank for all sizes
- Freeze up protection
- High static pump (option)
- Standard drain kit (for indoor use)
- Standard dual pressure ports (before & behind the pump)

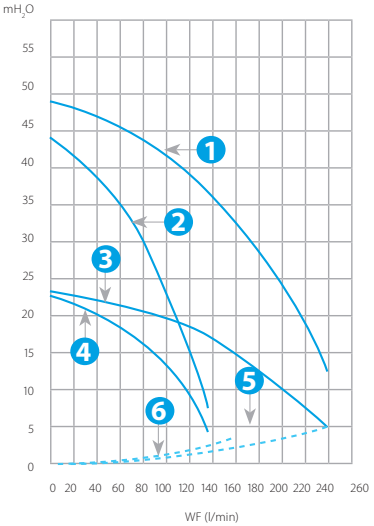

Legends

Pump characteristics

1. EHMC30AV1080
2. EHMC10AV1080 & EHMC15AV1080
3. EHMC30AV1010
4. EHMC10AV1010 & EHMC15AV1010

Hydraulic module + filter pressures losses

5. EHMC15/30AV1010 & EHMC15/30AV1080
6. EHMC10AV1010 & EHMC10AV1080

EHMC-AV

EHMC-AV			10		15		30	
			1010	1080	1010	1080	1010	1080
Nominal flow		l/min	62		88		187	
Nominal ESP		mH_2O	17	34	15	27	10	27
Nominal input		W	630	1,050	650	1,070	1,070	2,090
Dimensions (HxWxD)		mm	1,284x635x688		1,284x635x688		1,284x635x688	
Machine weight		kg	99	101	102	104	105	111
Sound power		dBA	63		63		63	
Sound pressure		dBA	52		52		52	
Power supply		V1	1~/230V/50Hz					
Operation range	Water side	°C	-10°C ~ 55°C					
	Air side	°CDB	-10°C ~ 43°C					
Piping connections	Water inlet/outlet		1" BSPF		2" BSPF		2-1/2" BSPF	
	Drain connection		1/2"					

Water cooled multi-scroll chiller reversing on refrigerant side, standard efficiency, standard sound

- Single refrigerant circuit (2 scroll compressors) with single evaporator
- Heat pump version with reversibility on refrigerant side available, ideal for geothermal applications
- Compact design to allow easy indoor installation or retrofit operations
- Conceived for stacked installation of two single circuit units to reduce the footprint
- High efficiency and reliable scroll compressor
- High flexibility for a wide variety of applications
- Allows sequencing control (up to 4 units) without any external device
- Stainless steel plate heat exchanger
- Pump (low 100 kPa and high 200 kPa lift) available for evaporator and condenser

EWHQ-G-SS

Microtech III

- MicroTech III controller with superior control logic and easy interface

Heating & Cooling				EWHQ-G-SS	100	120	130	150	160	190	210	240	270	340	400
Cooling capacity	Nom.			kW	87.3	100.0	111	127	141	160	181	208	232	291	352
Heating capacity	Nom.			kW	112	128	144	162	179	205	233	266	299	375	454
Capacity control	Method				Step										
	Minimum capacity			%	50.0	43.0	50.0	44.0	50.0	45.0	50.0	43.0	50.0	40.0	50.0
Power input	Cooling	Nom.		kW	22.4	25.3	28.5	32.0	35.6	41.1	46.0	53.3	59.1	73.7	88.4
	Heating	Nom.		kW	27.0	30.9	35.2	39.3	43.6	50.4	56.6	64.7	72.2	90.3	109
EER					3.90	3.95	3.91	3.96	3.95	3.90	3.93	3.90	3.92	3.95	3.98
COP					4.15	4.16	4.09	4.12	4.11	4.07	4.11	4.10	4.14	4.16	4.18
ESEER					4.70	4.84	4.65	4.86	4.80	4.89	4.86	4.83	4.79	4.90	4.83
IPLV					6.02	6.14	5.66	5.84	5.73	5.84	5.81	5.87	5.71	5.86	5.79
Dimensions	Unit	HeightxWidthxDepth		mm	1,066x928x2,432		1,066x928x2,264			1,066x928x2,432				1,186x928x2,432	
Weight	Unit			kg	519	608	728	770	808	838	880	930	941	1,090	1,203
	Operation weight			kg	558	654	782	830	873	908	995	1,019	1,031	1,202	1,334
Water heat exchanger - evaporator	Type				Plate heat exchanger										
Water heat exchanger - condenser	Water volume			l	6	8		10	12	13	15	17		27	34
Water heat exchanger - evaporator	Water flow rate	Cooling	Nom.	l/s	4.2	4.8	5.3	6.1	6.7	7.7	8.7	10.0	11.1	13.9	16.9
		Heating	Nom.	l/s	4.1	4.7	5.2	5.9	6.5	7.4	8.5	9.6	10.9	13.7	16.6
	Water pressure drop	Cooling	Nom.	kPa	44		35	30	29	31	33	31	38	42	43
		Heating	Nom.	kPa	42		33	28	27	29	32	29	37	41	42
Water heat exchanger - condenser	Type				Plate heat exchanger										
	Water volume			l	6	8		10	12	13	15	17		27	34
	Water flow rate	Cooling	Nom.	l/s	5.2	6.0	6.7	7.7	8.5	9.7	10.9	13.7	13.9	17.4	21.1
		Heating	Nom.	l/s	5.4	6.2	7.0	7.8	8.7	9.9	11.2	12.5	14.3	18.0	21.8
	Water pressure drop	Cooling	Nom.	kPa	69		55	49	48	51	54	32	39	66	69
		Heating	Nom.	kPa	73		59	51	50	53	57	33	42	70	73
Compressor	Type				Scroll compressor										
	Quantity				2										
Sound power level	Cooling	Nom.		dBA	80	83	85	87	88			90	92	93	
Sound pressure level	Cooling	Nom.		dBA	64	67	69	70	72			74	76		77
Operation range	Evaporator	Cooling	Min.~Max.	°CDB	-8~15										
		Heating	Min.~Max.	°CDB	-8~15										
	Condenser	Cooling	Min.~Max.	°CDB	25~55										
		Heating	Min.~Max.	°CDB	25~55										
Refrigerant	Type/GWP				R-410A/2,087.5										
	Circuits	Quantity			1										
Refrigerant charge				kg/TCO2Eq	9.0/18.8		10.0/20.9		13.0/27.1	11.0/23.0	13.0/27.1	15.0/31.3		19.0/39.7	
Piping connections	Evaporator water inlet/outlet (OD)				1" 1/2		2" 1/2							3"	
	Condenser water inlet/outlet (OD)				1" 1/2		2" 1/2							3"	
Power supply	Phase/Frequency/Voltage			Hz/V	3~/50/400										
Unit	Starting current	Max		A	204	255	261	308	316	354	368	466	481	640	677
	Running current	Cooling	Nom.	A	43	46	50	56	63	71	78	88	97	123	148
		Max		A	59	66	72	80	88	102	116	131	145	183	221

Water cooled multi-scroll chiller, standard efficiency, standard sound

- Single refrigerant circuit (2 scroll compressors) with single evaporator
- Heat pump version available
- Compact design to allow easy indoor installation or retrofit operations
- Conceived for stacked installation of two single circuit units to reduce the footprint
- High efficiency and reliable scroll compressor
- High flexibility for a wide variety of applications
- Allows sequencing control (up to 4 units) without any external device
- Stainless steel plate heat exchanger
- Pump (low 100 kPa and high 200 kPa lift) available for evaporator and condenser
- MicroTech III controller with superior control logic and easy interface

table.titles.coolingonly				EWWQ-G-SS	090	100	120	130	150	170	190	210	240	300	360
Cooling capacity	Nom.			kW	93.7	106	119	136	150	172	194	221	246	314	370
Heating capacity	Nom.			kW	118	133	150	169	187	215	244	276	310.00	396	468
Capacity control	Method				Step										
	Minimum capacity			%	50.0	43.0	50.0	44.0	50.0	45.0	50.0	43.0	50.0	40.0	50.0
Power input	Cooling	Nom.		kW	21.3	24.0	26.9	30.5	33.9	38.9	43.8	50.7	56.1	70.2	84.0
	Heating	Nom.		kW	25.7	29.2	32.9	37.2	41.4	47.6	53.7	61.3	68.3	85.6	103
EER					4.40		4.42	4.46		4.42		4.35	4.39	4.48	4.41
COP					4.58	4.56	4.55		4.53	4.52	4.54	4.50	4.54	4.62	4.56
ESEER					5.51	5.52	5.51	5.53	5.51	5.53			5.52		
IPLV					6.71	6.79	6.22	6.36	6.22	6.32	6.30	6.31	6.10	6.28	6.16
Dimensions	Unit	HeightxWidthxDepth		mm	1,066x928x2,432		1,066x928x2,264				1,066x928x2,432			1,186x928x2,432	
Weight	Unit			kg	516	606	728	762	795	832	871	921	934	1,083	1,181
	Operation weight			kg	555	652	782	821	859	901	946	1,010	1,023	1,195	1,311
Water heat exchanger - evaporator	Type				Plate heat exchanger										
Water heat exchanger - condenser	Water volume			l	6	8		10	12	13	15	17		27	34
Water heat exchanger - evaporator	Water flow rate	Cooling	Nom.	l/s	4.5	5.1	5.7	6.5	7.2	8.2	9.3	10.6	11.8	15.1	17.7
		Heating	Nom.	l/s	4.4	5.0	5.6	6.3	7.0	8.0	9.1	10.3	11.6	14.9	17.5
	Water pressure drop	Cooling	Nom.	kPa	49		39	33		35	37	34	42	47	
		Heating	Nom.	kPa	47		38	31		33	35	32	41	46	
Water heat exchanger - condenser	Type				Plate heat exchanger										
	Water volume			l	6	8		10	12	13	15	17		27	34
	Water flow rate	Cooling	Nom.	l/s	5.5	6.2	7.1	8.0	8.9	10.2	11.4	13.0	14.5	18.5	21.8
		Heating	Nom.	l/s	5.7	6.4	7.3	8.2	9.1	10.4	11.8	13.3	15.0	19.1	22.6
	Water pressure drop	Cooling	Nom.	kPa	72	73	60	50		52	56	46	57	69	71
		Heating	Nom.	kPa	76	77	63	52		54	59	48	61	74	76
Compressor	Type				Scroll compressor										
	Quantity				2										
Sound power level	Cooling	Nom.		dBA	80	83	85	87	88			90	92	93	
Sound pressure level	Cooling	Nom.		dBA	64	67	69	70	72			74	76		77
Operation range	Evaporator	Cooling	Min.~Max.	°CDB	-10~15										
		Heating	Min.~Max.	°CDB	-10~15										
	Condenser	Cooling	Min.~Max.	°CDB	25~55										
		Heating	Min.~Max.	°CDB	25~55										
Refrigerant	Type/GWP				R-410A/2,087.5										
	Circuits	Quantity			1										
Refrigerant charge				kg/TCO2Eq	10.0/20.9		11.0/23.0		12.0/25.1		15.0/31.3	16.0/33.4	17.0/35.5	19.0/39.7	20.0/41.8
Piping connections	Evaporator water inlet/outlet (OD)				1" 1/2		2" 1/2							3"	
	Condenser water inlet/outlet (OD)				1" 1/2		2" 1/2							3"	
Power supply	Phase/Frequency/Voltage			Hz/V	3~/50/400										
Unit	Starting current	Max		A	204	255	261	308	316	354	368	466	481	640	677
	Running current	Cooling	Nom.	A	42	45	48	54	61	68	76	86	95	118	143
		Max		A	59	66	72	80	88	102	116	131	145	183	221

Water cooled multi-scroll chiller, standard efficiency, standard sound

- Dual refrigerant circuit (4 scroll compressors) with single evaporator
- Heat pump version available
- Compact design to allow easy indoor installation or retrofit operations
- High efficiency and reliable scroll compressor
- Stainless steel plate heat exchanger
- High flexibility for a wide variety of applications
- Allows sequencing control (up to 4 units) without any external device
- Pump (low 100 kPa and high 200 kPa lift) available for evaporator and condenser
- MicroTech III controller with superior control logic and easy interface

EWWQ-L-SS

Microtech III

Heating only & Cooling only					EWWQ-L-SS	180	205	230	260	290	330	380	430	480	540	600	660	720
Cooling capacity	Nom.				kW	187	215	244	273	303	345	387	430	476	549	611	663	721
Heating capacity	Nom.				kW	234	269	305	339	377	430	486	537	601	692	773	843	917
Capacity control	Method					Step												
	Minimum capacity				%	25.0	21.0	25.0	22.0	25.0	23.0	25.0	21.0	25.0	22.0	20.0	18.0	25.0
Power input	Cooling	Nom.			kW	41.7	47.3	53.1	60.2	67.1	77.1	87.0	97.9	110	124	140	154	167
	Heating	Nom.			kW	50.5	57.5	65.0	73.6	82.0	94.4	107	118	133	150	171	188	204
EER						4.49	4.55	4.60	4.53	4.52	4.47	4.45	4.39	4.34	4.44	4.37	4.31	4.32
COP						4.64	4.67	4.68	4.60		4.56	4.55	4.54	4.51	4.60	4.53	4.48	4.49
ESEER						5.54		5.52	5.53	5.54	5.53	5.54	5.52	5.51	5.55	5.51		5.52
IPLV						6.77	6.84	6.35	6.38	6.31	6.32	6.36	6.37	6.16	6.29	6.23	6.20	6.18
Dimensions	Unit	HeightxWidthxDepth			mm	1,970x928x2,801									2,090 x928 x2,801	2,210x928x2,801		
Weight	Unit				kg	877	1,062	1,285	1,347	1,439	1,498	1,559	1,673	1,722	1,842	1,926	2,105	2,229
	Operation weight				kg	957	1,156	1,401	1,469	1,575	1,641	1,723	1,851	1,918	2,044	2,145	2,346	2,405
Water heat exchanger - evaporator	Type					Plate heat exchanger												
Water heat exchanger - condenser	Water volume				l	19	22	29		35		41	49			62		
Water heat exchanger - evaporator	Water flow rate	Nom.			l/s	9.0	10.3	11.7	13.0	14.5	16.5	18.5	20.6	22.8	26.3	29.3	31.8	34.6
		Heating	Nom.		l/s	8.8	10.1	11.5	12.7	14.1	16.1	18.2	20.1	22.4	26.0	28.9	31.4	34.2
	Water pressure drop	Cooling	Nom.		kPa	28		23	28	25	32		33	40	51	50	59	69
		Heating	Nom.		kPa	27		22	27	24	31			39	50	48	58	68
Water heat exchanger - condenser	Type					Plate heat exchanger												
	Water volume				l	19	22	29		35		41	49			62		
	Water flow rate	Cooling	Nom.		l/s	5.5	6.3	7.2	8.1	9.0	10.2	11.4	12.7	14.0	14.5	18.0	17.9	21.3
		Heating	Nom.		l/s	11.3	13.0	14.8	16.5	18.3	20.9	23.5	25.9	28.9	33.4	37.2	40.5	44.2
	Water pressure drop	Cooling	Nom.		kPa	72	73	61	49	50	51	55	46	57	43	67		68
		Heating	Nom.		kPa	76	77	64	52		53	59	48	60	70	72	73	
Compressor	Type					Scroll compressor												
	Quantity					4												
Sound power level	Cooling	Nom.			dBA	83	86	88	90	91			93	95			96	
Sound pressure level	Cooling	Nom.			dBA	65	68	70	72	74		73	76	77		78		
Operation range	Evaporator	Cooling	Min.~Max.		°CDB	-10~15												
		Heating	Min.~Max.		°CDB	-10~15												
	Condenser	Cooling	Min.~Max.		°CDB	25~55												
		Heating	Min.~Max.		°CDB	25~55												
Refrigerant	Type/GWP					R-410A/2,087.5												
	Circuits	Quantity				2												
Refrigerant charge					kg/TCO2Eq	10.0/20.9		11.0/23.0		12.0/25.1		15.0/31.3	16.0/33.4	17.0/35.5		19.0/39.7	20.0/41.8	
Piping connections	Evaporator water inlet/outlet (OD)					3"												
	Condenser water inlet/outlet (OD)					1" 1/2		2" 1/2							3"			
Power supply	Phase/Frequency/Voltage				Hz/V	3~/50/400												
Unit	Starting current		Max		A	263	320	333	388	403	456	484	597	626	785	822	860	898
	Running current	Cooling	Nom.		A	83	89	96	109	121	137	151	171	189	210	236	260	284
		Max			A	118	131	144	160	175	205	232	262	290	328	366	403	441

Water cooled screw chiller, standard efficiency, standard sound

- Stepless single-screw compressor
- 1-2 truly independent refrigerant circuits
- Standard electronic expansion valve
- DX shell and tube evaporator – one pass refrigerant side for easy oil circulation and return
- Partial and total heat recovery option available
- MicroTech III controller with superior control logic and easy interface

Heating only & Cooling only					EWWD-G-SS	170	210	260	300	320	380	420	460	500	600
Cooling capacity	Nom.				kW	165	200	252	279	332	370	401	446	492	554
Heating capacity	Nom.				kW	209	253	319	357	420	467	506	566	626	710
Capacity control	Method					Stepless									
	Minimum capacity				%	25.0				12.5					
Power input	Cooling	Nom.			kW	43.8	52.6	67.4	78.5	87.5	96.4	105	119	134	157
	Heating	Nom.			kW	43.8	52.6	67.4	78.5	87.5	96.4	105	119	134	157
EER						3.77	3.80	3.74	3.55	3.80	3.84	3.80	3.74	3.68	3.53
COP						4.77	4.80	4.74	4.55	4.80	4.84	4.80	4.74	4.68	4.53
ESEER						4.50	4.54	4.46	4.25	4.75	4.80	4.76	4.67	4.59	4.44
IPLV						5.36	5.35	5.30	5.04	5.52	5.55		5.60	5.31	5.16
Dimensions	Unit	HeightxWidthxDepth			mm	1,860x920x3,435				1,880x860x4,305					
Weight	Unit				kg	1,393	1,410	1,503		2,687	2,697	2,702	2,757	2,762	
	Operation weight				kg	1,470	1,480	1,650		2,840	2,850	2,860	2,970		
Water heat exchanger - evaporator	Type					Single pass shell and tube									
Water heat exchanger - condenser	Water volume				l	13	15			26	28	30			
Water heat exchanger - evaporator	Water flow rate	Nom.			l/s	7.9	9.6	12.1	13.4	15.9	17.7	19.2	21.4	23.6	26.5
Water heat exchanger - condenser	Type					Single pass shell and tube									
	Water volume				l	13	15			26	28	30			
	Water flow rate	Nom.			l/s	10.0	12.1	15.3	17.1	10.1	10.2	12.2	12.4	15.0	17.0
	Water pressure drop	Cooling	Nom.		kPa	38	39	60	73	37	38	39	41	57	70
Compressor	Type					Single screw compressor									
	Quantity					1				2					
Sound power level	Cooling	Nom.			dBA	88				90					
Sound pressure level	Cooling	Nom.			dBA	70				72					
Operation range	Evaporator	Cooling	Min.~Max.		°CDB	-8 ~15									
	Condenser	Cooling	Min.~Max.		°CDB	20~55									
Refrigerant	Type/GWP					R-134a/1,430									
	Circuits	Quantity				1				2					
Refrigerant charge					kg/TCO2Eq	60.0/85.8				55.0/78.7					
Piping connections	Evaporator water inlet/outlet (OD)					88.9		114.3					139.7mm		
	Condenser water inlet/outlet (OD)					5"									
Power supply	Phase/Frequency/Voltage				Hz/V	3~/50/400									
Unit	Starting current	Max			A	288				380	397		420		438
	Running current	Cooling	Nom.		A	75	85	105	122	149	160	171	190	209	242
		Max			A	114	136	165	186	229	250	272	301	330	373

Water cooled screw chiller, high efficiency, standard sound

EWWD-G-SS/XS

Microtech III

Cooling only & Heating only				EWWD-G-XS	190	230	280	320	380	400	460	500	550	650
Cooling capacity	Nom.			kW	185	222	276	306	365	407	443	495	539	602
Heating capacity	Nom.			kW	226	272	337	379	446	496	540	602	657	743
Capacity control	Method				Stepless									
	Minimum capacity			%	25.0				12.5					
Power input	Heating	Nom.		kW	40.6	49.4	61.0	73.4	81.1	89.0	97.0	107	117	141
EER					4.57	4.50	4.53	4.17	4.50	4.58	4.57	4.61	4.59	4.26
COP					5.57	5.50	5.53	5.17	5.50	5.58	5.6	5.61	5.59	5.26
ESEER					5.37	5.31	5.33	4.91	5.54	5.62	5.61	5.68	5.67	5.27
IPLV					6.45	6.36	6.35	5.80	6.47	6.57	6.55	6.65	6.64	6.17
Space heating	Average climate water outlet 35°C	General	ηs (Seasonal space heating efficiency)	%	182	179	180	170	-					
			SCOP		4.75	4.68	4.69	4.44	-					
		A Condition (-7°CDB/-8°CWB)	COPd		5.51	5.40	5.42	5.06	-					
			PERd	%	100.0				-					
			Pdh	kW	222.2	266.8	331.2	372.2	-					
Dimensions	Unit	HeightxWidthxDepth		mm	1,860x920x3,435				1,880x860x4,305					
Weight	Unit			kg	1,650	1,665	1,680		2,800	2,945	2,955	2,975	2,990	
	Operation weight			kg	1,800	1,810	1,820		3,020	3,280	3,290	3,315	3,340	
Water heat exchanger - evaporator	Type				Single pass shell and tube									
Water heat exchanger - condenser	Water volume			l	22	25			44	47	50	59	68	
Water heat exchanger - evaporator	Water flow rate	Nom.		l/s	8.9	10.6	13.2	14.6	17.5	19.5	21.2	23.7	25.8	28.8
Water heat exchanger - condenser	Type				Single pass shell and tube									
	Water volume			l	22	25			44	47	50	59	68	
	Water flow rate	Nom.		l/s	10.9	13.1	16.2	18.2	10.7	10.9	13.0	13.2	15.8	17.9
	Water pressure drop	Cooling	Nom.	kPa	16	18	22	27	15				14	17
Compressor	Type				Single screw compressor									
	Quantity				1				2					
Sound power level	Cooling	Nom.		dBA	88				90					
Sound pressure level	Cooling	Nom.		dBA	70				72					
Operation range	Evaporator	Cooling	Min.~Max.	°CDB	-8 ~15									
	Condenser	Cooling	Min.~Max.	°CDB	20~55									
Refrigerant	Type/GWP				R-134a/1,430									
	Circuits	Quantity			1				2					
Refrigerant charge				kg/TCO2Eq	60.0/85.8			65.0/93.0		60.0/85.8	65.0/93.0	60.0/85.8		
Piping connections	Evaporator water inlet/outlet (OD)				114.3				139.7	168.3mm				
	Condenser water inlet/outlet (OD)				5"									
Power supply	Phase/Frequency/Voltage			Hz/V	3~/50/400									
Unit	Starting current	Max		A	288				380	397		420		438
	Running current	Cooling	Nom.	A	71	81	96	109	142	152	161	174	186	210
		Max		A	114	136	165	186	229	250	272	301	330	373

Water cooled screw chiller, standard efficiency, standard sound

- Stepless single-screw compressor
- Optimised for use with R-134a
- **One, two or three** truly independent **refrigerant circuits**
- Standard electronic expansion valve
- DX shell and tube evaporator – one pass refrigerant side to minimize pressure drops
- Partial and total heat recovery option available
- MicroTech III controller with superior control logic and easy interface

Heating only & Cooling only				**EWWD-I-SS**	**340**	**400**	**460**	**550**	**650**	**700**	**800**	**850**	**900**	**950**	**C10**	**C12**	**C13**	**C14**	**C15**	**C16**	**C17**	**C18**
Cooling capacity	Nom.			kW	332	392	458	536	637	703	779	841	907	982	1,024	1,151	1,200	1,270	1,341	1,395	1,449	1,503
Heating capacity	Nom.			kW	405	481	562	660	783	863	955	1,032	1,112	1,207	1,267	1,412	1,475	1,560	1,648	1,721	1,793	1,866
Power input	Cooling	Nom.		kW	73.5	88.6	104	124	146	160	176	191	205	225	243	262	275	290	307	325	344	363
	Heating	Nom.		kW	73.5	88.6	104	124	146	160	176	191	205	225	243	262	275	290	307	325	344	363
Capacity control	Method				Stepless																	
	Minimum capacity			%	25.0				12.5							8.3						
EER					4.51	4.43	4.39	4.31	4.37	4.38	4.41	4.40	4.42	4.37	4.22	4.40	4.36	4.38	4.37	4.29	4.21	4.14
ESEER					4.55	4.46	4.44	4.37	4.99	5.18	5.00	5.13	4.92	5.05	4.82	4.96	5.00		4.99	5.00	4.91	4.79
COP					5.51	5.43	5.39	5.31	5.37	5.38	5.41	5.40	5.42	5.37	5.22	5.40	5.36	5.38	5.37	5.29	5.21	5.14
IPLV					5.41	5.28	5.26	5.19	5.83	6.27	5.81	6.16	5.76	5.90	5.64	5.71	5.74	5.76	5.74		5.65	5.45
Dimensions	Unit	Height		mm	1,821				2,103							2,323						
		Width		mm	1,466				1,350							2,130						
		Depth		mm	3,298				4,116							4,439						
Weight	Unit			kg	2,150	2,160	2,179	2,224	3,909	3,927	3,945	3,971	3,996	4,080	4,092	6,079	6,097	6,136	6,174	6,192	6,210	6,228
	Operation weight			kg	2,380	2,396	2,410	2,457	4,217	4,228	4,243	4,262	4,288	4,369	4,386	6,628	6,646	6,670	6,699	6,717	6,735	6,761
Water heat exchanger - evaporator	Type				Single pass shell and tube																	
	Water volume			l	193		183	172	271	263	256	248	241	233		472	504	489	472			
	Water flow rate	Nom.		l/s	15.9	18.8	21.9	25.7	30.5	33.6	37.3	40.3	43.4	47.0	49.0	55.1	57.4	60.8	64.2	66.8	69.4	72.0
	Water pressure drop	Cooling	Nom.	kPa	37	50	54	62	55	44	57	53	44	54	39	52	55	46	57	62	66	71
		Heating	Nom.	kPa	37	50	54	62	55	44	57	53	44	54	39	52	55	46	57	62	66	71
Water heat exchanger - condenser	Type				Single pass shell and tube																	
	Water flow rate	Nom.		l/s	19.5	23.1	27.0	31.7	18.8	19.1	23.0	23.2	26.8	27.2	30.5	22.6		22.9	26.4			29.9
	Water flow rate 2	Nom.		l/s	-				18.8	22.4	23.0	26.5	26.8	30.8	30.5	22.6		26.1	26.4		29.9	
	Water flow rate 3	Nom.		l/s	-											22.6	25.6	26.1	26.4		29.9	
	Water pressure drop	Cooling	Nom.	kPa	26	28	30	26	25		27	28	26	22	23	24		25	24			23
		Heating	Nom.	kPa	26	28	30	26	25	26	27	28	26	23		24		25	24			23
	Water pressure drop 2	Cooling	Nom.	kPa	-				25	26	27	26		23		24		23	24		23	
	Water pressure drop 3	Cooling	Nom.	kPa	-											24	22	23	24		23	
Compressor	Type				Single screw compressor																	
	Quantity				1				2							3						
Sound power level	Cooling	Nom.		dBA	94		97			98	99	100				101		103				
Sound pressure level	Cooling	Nom.		dBA	75	76	78			79	80	81				80	81	83				
Operation range	Evaporator	Cooling	Min.~Max.	°CDB	-8~15																	
	Condenser	Cooling	Min.~Max.	°CDB	20~55																	
Refrigerant	Type / GWP				R-134a / 1,430																	
	Circuits	Quantity			1				2							3						
Refrigerant charge	Per circuit			kg	54.0	52.0	60.0	55.0	60.0	75.0	55.0		50.0			52.0	51.7	51.3	51.0	50.7	50.3	58.0
				TCO_2eq	77.2	74.4	85.8	78.7	85.8	107.3	78.7		71.5			74.4	73.9	73.4	72.9	72.5	72.0	82.9
Piping connections	Evaporator water inlet/outlet (OD)				168.3mm											219.1mm						
	Condenser water inlet/outlet (OD)				5"																	
Unit	Maximum starting current			A	330		464		493	627	650	681		703		836	867	898		920	942	
	Nominal running current (RLA)	Cooling		A	119	145	166	196	236	262	288	310	329	355	382	431	450	470	493	520	547	574
	Maximum running current			A	204	233	271	299	407	436	465	504	542	570	597	698	737	775	814	841	868	896
Power supply	Phase/Frequency/Voltage			Hz/V	3~/50/400																	

Water cooled screw chiller, high efficiency, standard sound

EWWD-I-SS/XS

MicroTech III

Heating only & Cooling only				EWWD-I-XS	360	440	500	600	750	800	850	950	C10	C11	C12
Cooling capacity	Nom.			kW	360	431	504	570	717	791	863	929	971	1,035	1,130
Heating capacity	Nom.			kW	435	520	608	697	865	995	1,040	1,122	1,180	1,263	1,380
Power input	Cooling	Nom.		kW	74.5	89.5	104	127	148	163	178	193	208	228	250
	Heating	Nom.		kW	74.5	89.5	104	127	148	163	178	193	208	228	250
Capacity control	Method				Stepless										
	Minimum capacity			%	25.0				12.5						
EER					4.83	4.82		4.50	4.85	4.84	4.85	4.81	4.66	4.53	4.51
ESEER					4.81	4.74	4.70	4.60	5.52	5.68	5.41	5.53	5.31	5.45	5.10
COP					5.83	5.82		5.50	5.85	5.84	5.85	5.81	5.66	5.53	5.51
IPLV					5.72	5.63	5.57	5.47	6.45	6.89	6.33	6.63	6.19	6.35	5.97
Dimensions	Unit	Height		mm	1,883				2,245						
		Width		mm	1,430				1,350						
		Depth		mm	4,012				4,782						
Weight	Unit			kg	2,594	2,667	2,704		4,964	4,997	5,049	5,073	5,097	5,132	
	Operation weight			kg	2,998	3,078	3,116		5,582	5,615	5,671	5,695	5,729	5,741	
Water heat exchanger - evaporator	Type				Single pass shell and tube										
	Water volume			l	326	317	308		539		528			504	
	Water flow rate	Nom.		l/s	17.3	20.7	24.1	27.3	34.4	37.9	41.3	44.5	46.6	49.5	54.1
	Water pressure drop	Cooling	Nom.	kPa	64		54	68	58	68	56	64	72	46	52
		Heating	Nom.	kPa	64		54	68	58	68	56	64	72	46	52
Water heat exchanger - condenser	Type				Single pass shell and tube										
	Water flow rate	Nom.		l/s	20.9	25.0	29.2	33.4	20.8	21.0	25.0		28.3		33.1
	Water flow rate 2	Nom.		l/s	-				20.8	24.9	25.0	28.8	28.3	32.3	33.1
	Water pressure drop	Cooling	Nom.	kPa	48	47	51	66	48		47		50	51	65
		Heating	Nom.	kPa	48	47	51	66	48		47	50		65	
	Water pressure drop 2	Cooling	Nom.	kPa	-				48	47		50		65	
Compressor	Type				Single screw compressor										
	Quantity				1				2						
Sound power level	Cooling	Nom.		dBA	94	97					98	99	100		
Sound pressure level	Cooling	Nom.		dBA	75	76	78				79	80	81		
Operation range	Evaporator	Cooling	Min.~Max.	°CDB	-8~15										
	Condenser	Cooling	Min.~Max.	°CDB	20~55										
Refrigerant	Type / GWP				R-134a / 1,430										
	Circuits	Quantity			1				2						
Refrigerant charge	Per circuit			kg	100.0	87.0	130.0	105.0	90.0	88.5	87.0	86.0	85.0		
				TCO_2eq	143.0	124.4	185.9	150.2	128.7	126.6	124.4	123.0	121.6		
Piping connections	Evaporator water inlet/outlet (OD)				168.3mm				219.1mm						
	Condenser water inlet/outlet (OD)				5"										
Unit	Maximum starting current			A	330	464			493	627	650	681		703	
	Nominal running current (RLA)	Cooling		A	117	144	164	194	235	261	287	307	327	358	388
	Maximum running current			A	204	233	271	299	407	436	465	504	542	570	597
Power supply	Phase/Frequency/Voltage			Hz/V	3~/50/400										

Water cooled screw chiller, standard efficiency, standard sound

- Compact design to allow easy indoor installation or retrofit operations
- Daikin semi-hermetic single screw stepless compressor
- High energy efficiency both at full and part load conditions
- Chilled water temperatures down to -10°C on standard unit
- Optimised for use with R-134a
- MicroTech III controller with superior control logic and easy interface

EWWD-J-SS

Microtech III

Cooling & Heating				EWWD-J-SS	120	140	150	180	210	250	280	310	330	360	380	400	450	500	530	560
Cooling capacity	Nom.			kW	120	146	154	177	207	255	284	309	333	356	385	415	463	512	540	568
Heating capacity	Nom.			kW	148	180	194	223	258	315	354	388	417	446	486	515	573	631	669	709
Capacity control	Method				Stepless															
	Minimum capacity			%	25.0							12.5								
Power input	Cooling	Nom.		kW	28.0	34.0	39.5	45.3	50.4	59.9	70.0	78.8	84.6	90.3	101		110	120	130	140
	Heating	Nom.		kW	28.0	34.0	39.5	45.3	50.4	59.9	70.0	78.8	84.6	90.3	101		110	120	130	140
EER					4.28	4.29	3.90	3.91	4.11	4.26	4.06	3.92	3.94		3.82	4.12	4.20	4.28	4.16	4.05
COP					5.28	5.29	4.90	4.91	5.11	5.26	5.06	4.92	4.94		4.82	5.12	5.20	5.28	5.16	5.05
ESEER					4.51	4.20			4.28	4.68	4.01	4.32	4.35	4.50	4.31	4.65	4.74	4.83	4.73	4.33
IPLV					5.18	5.06		5.05	5.16	5.70	4.88	5.06	5.13	5.29	5.03	5.48	5.59	5.71	5.55	5.09
Space heating	Average climate water outlet 35°C	General	ηs (Seasonal space heating efficiency)	%	168	166	158		162	170	160	154	-							
			SCOP		4.40	4.34	4.14	4.15	4.24	4.46	4.21	4.04	-							
		A Condition (-7°CDB/-8°CWB)	COPd		0.90								-							
			PERd	%	144.7	176.0	190.2	218.3	252.8	309.1	347.8	380.3	-							
			Pdh	kW	5.2		4.8		5.0	5.2	5.0	4.8	-							
Dimensions	Unit	HeightxWidthxDepth		mm	1,020x913x2,684							2,000x913x2,684								
Weight	Unit			kg	1,177	1,233	1,334	1,366	1,416	1,600	1,607	2,668	2,700	2,732	2,782	2,832	3,016	3,200	3,207	3,215
	Operation weight			kg	1,211	1,276	1,378	1,415	1,473	1,663	1,675	2,755	2,792	2,830	2,888	2,946	3,136	3,327	3,338	3,350
Water heat exchanger - evaporator	Type				Plate heat exchanger															
Water heat exchanger - condenser	Water volume			l	20		23	25	29		32	45	48	51	54	57			61	64
Water heat exchanger - evaporator	Water flow rate	Nom.		l/s	5.7	7.0	7.4	8.5	9.9	12.2	13.6	14.8	15.9	17.0	18.4	19.8	22.1	24.5	25.8	27.2
	Water pressure drop	Cooling	Nom.	kPa	15	14	43	40	35	28	34	43	40		37	35	31	28	31	34
		Heating	Nom.	kPa	15	14	43	40	35	28	34	43	40		37	35	31	28	31	34
Water heat exchanger - condenser	Type				Single pass shell and tube															
	Water volume			l	20		23	25	29		32	45	48	51	54	57			61	64
	Water flow rate	Nom.		l/s	7.1	8.6	9.3	10.7	12.4	15.2	17.0	9.3		10.7	11.0	12.4		15.2	15.3	17.0
	Water pressure drop	Cooling	Nom.	kPa	19	12			11	16	26	12				11		16		26
		Heating	Nom.	kPa	19	12			11	16	26	12			11	16		26		
Compressor	Type				Single screw compressor															
	Quantity				1							2								
Sound power level	Cooling	Nom.		dBA	89							94								
Sound pressure level	Cooling	Nom.		dBA	79							82								
Operation range	Evaporator	Cooling	Min.~Max.	°CDB	-10~15															
	Condenser	Cooling	Min.~Max.	°CDB	23~60															
Refrigerant	Type/GWP				R-134a/1,430															
	Circuits	Quantity			1							2								
Refrigerant charge				kg/TCO2Eq	18.0/25.7	35.0/50.1	34.0/48.6	37.0/52.9		38.0/54.3		33.0/47.2	33.5/47.9	34.0/48.6	35.0/50.1	36.0/51.5	37.0/52.9	38.0/54.3		
Piping connections				mm	76.2															
	Condenser water inlet/outlet (OD)				2" 1/2	4"														
Power supply	Phase/Frequency/Voltage			Hz/V	3~/50/400															
Unit	Starting current	Max		A	151		195			288		281	293		310		403	422	440	
	Running current	Cooling	Nom.	A	48	57	67	74	83	97	109	134	141	149	157	165	180	195	206	218
		Max		A	76	97	107	122	143	167	189	215	230	245	265	286	311	335	357	378

The highest peak in chiller technology

The EWWD-VZ chiller series were developed and manufactured to answer the growing market demands on high efficient chiller series.
Thanks to the continuous evolution in components' technology, we are the first to reach the highest peak in chiller efficiency and technology.

EWWD-VZ at a glance

Single compressor

450 kW - 1,053 kW

Dual compressor & dual circuit unit

1,200 kW - 2,100 kW

of everything:
2 compressors,
2 expansion valves,
2 condensers,...

VZ CHILLER SERIES

Full inverter water cooled chiller

INVERTER

New condenser design with integral oil separator

High efficient flooded heat exchangers

Highest efficiency in the market in its category

TOP CLASS EFFICIENCY

Unique Daikin single screw compressor technology

UNIQUE SOLUTION

Why choose EWWD-VZ chiller series?

1 **Top class efficiency: ESEER up to 8.5 – EER up to 5.8**

Thanks to:

› New generation Daikin inverter screw compressors
› New generation high efficiency heat exchangers
› Variable volume ratio technology
› Optimized refrigerant circuit design

2 **Compact unit : 40% footprint reduction**

Thanks to:

› New single pass condenser technology
› New integrated oil separator technology
› Optional knock down panel which reduces the unit width

3 **Application flexibility : widest operating envelope in its range**

4 **Connectivity : Daikin on site cloud platform**

5 **Future readiness: Choose for today's best solution and be ready for the future!**

Supporting tools

Product video

Check on

YouTube
www.youtube.com/DaikinEurope

Marketing material

All marketing material can be downloaded from the business portal.
Asset finder > Campaign > VZ chiller series

Product profile

Want to know more about this product?
Have a look at our website and download the product profile:

www.daikineurope.com/vzchillerseries

Water cooled screw inverter chiller, standard efficiency, standard sound

EWWD-VZSS Microtech III

- Optimized energy efficiency both at full and part load conditions
- Compact footprint through stacked heat exchanger lay-out
- Heat pump version with reversibility on water side (up to 65°C hot water production)
- Multiple options available: sound proof cabinet, rapid restart, removable electrical panel, etc. to adapt the unit to your specific application and need
- Thanks to a large operating envelope, the unit is suitable for all possible process and comfort applications
- High efficient flooded type heat exchanger allowing maximum unit performances
- One or two truly independent refrigerant circuits for outstanding reliability

Cooling only & Heating only				**EWWD-VZSS**	**600**	**700**	**760**	**890**	**C10**	**C12**	**C13**	**C14**	**C16**	**C17**	**C19**	**C21**
Cooling capacity	Nom.			kW	610	704.1	757	894	1,039	1,173	1,288	1,381	1,552	1,722	1,873	2,050
Heating capacity	Nom.			kW	756.7	877.8	943.2	1,107	1,292	1,466.0	1,611	1,731	1,945	2,152	2,349	2,560
Capacity control	Method				Stepless											
	Minimum capacity			%	20					10						
Power input	Cooling	Nom.		kW	110	132	142	162	196	231	252	276	315	340	381	404
	Heating	Nom.		kW	140	166	179	201	244	292	319	349	394	425	472	503
EER					5.51	5.31		5.52	5.28	5.08	5.11	5.00	4.93	5.06	4.92	5.07
COP					5.42	5.27	5.28	5.5	5.3	5.02	5.05	4.96	4.94	5.06	4.98	5.09
ESEER					7.62	7.50	7.63	7.54	7.52	7.86	7.81	7.90	7.46	7.99	7.49	7.95
IPLV					9.43	9.36	9.37		9.40	9.52	9.56	9.57	9.36	9.70	9.38	9.65
Dimensions	Unit	HeightxWidthxDepth		mm	2,120x1,180 x3,460	2,120x1,180x3,690		2,290x1,240 x3,690	2,480x1,340 x3,830	2,290x1,480x4,550				2,350x1,580x4,560		2,500x1,720 x4,570
Weight	Unit			kg	2,892	2,928	2,941	3,451	4,237	5,570	5,790	5,820	6,220	6,890	7,260	8,260
	Operation weight			kg	2,977	3,033	3,053	3,611	4,488	5,980	6,220	6,290	6,690	7,480	7,830	9,070
Water heat exchanger - evaporator	Type				Flooded single pass shell and tube											
Water heat exchanger - condenser	Water volume			l	81	102		126	217	180	200			270	250	430
Water heat exchanger - evaporator	Water flow rate	Cooling	Nom.	l/s	29.3	33.8	36.3	42.9	49.9	56.2	61.8	66.2	74.4	82.6	89.9	98.3
		Heating	Nom.	l/s	29.6	34.2	36.7	43.5	50.4	56.5	62.1	66.5	74.7	83.1	90.4	98.9
	Water pressure drop	Cooling	Nom.	kPa	80.0	106	89.0	98.0	104	69.0	84.0	70.0	89.0	78.0	92.0	80.0
		Heating	Nom.	kPa	82	108	90	100	106	70	84	71	89	79	93	81
Water heat exchanger - condenser	Type				Single pass shell and tube											
	Water volume			l	81	102		126	217	180	200			270	250	430
	Water flow rate	Cooling	Nom.	l/s	34.5	40.2	43.1	50.7	59.4	41.3	38.8	41.7	51.7	61.0	56.7	61.9
		Heating	Nom.	l/s	36.46	42.33	45.47	53.38	62.35	43.36	40.75	43.8	54.13	63.86	59.42	64.8
	Water pressure drop	Cooling	Nom.	kPa	31.0	29.0	32.0	30.0	33.0	44.0	39.0	45.0	66.0	42.0	55.0	37.0
		Heating	Nom.	kPa	60	44	51	48	36	48	43	49	71	46	60	40
Compressor	Type				Inverter driven single screw compressor											
	Quantity				1					2						
Sound power level	Cooling	Nom.		dBA	101	105			107	106		107		108		110
Sound pressure level	Cooling	Nom.		dBA	82	86			88	87		88		89		90
Operation range	Evaporator	Cooling	Min.~Max.	°CDB	-3~20											
	Condenser	Cooling	Min.~Max.	°CDB	16~63											
Refrigerant	Type/GWP				R-134a/1,430											
	Circuits	Quantity			1					2						
Refrigerant charge				kg/TCO2Eq	100/143	110/157		170/243	180/257	125/179	130/186	145/207		160/229		175/250
Piping connections				mm	139.7			168.3	219.1							
				mm	168.3			219.1		168.3 / 168.30				219.1 / 219.10		
Power supply	Phase/Frequency/Voltage			Hz/V	3~/50/400											
Unit	Starting current	Max		A	179	214	245	295	344	-						
	Running current	Cooling	Nom.	A	171	202	220	249	300	349	379	414	470	508	566	604
		Max		A	256	306	350	421	491	553	555	612	727	810	926	1,009

Water cooled screw inverter chiller, high efficiency, standard sound

- High energy efficiency both at full and part load conditions
- Compact footprint through stacked heat exchanger lay-out
- Heat pump version with reversibility on water side (up to 65°C hot water production)
- Multiple options available: sound proof cabinet, rapid restart, removable electrical panel, etc. to adapt the unit to your specific application and need
- Thanks to a large operating envelope, the unit is suitable for all possible process and comfort applications
- High efficient flooded type heat exchanger allowing maximum unit performances
- One or two truly independent refrigerant circuits for outstanding reliability

EWWD-VZXS Microtech III

table.titles.coolingheatingonly					EWWD-VZXS	450	500	610	710	800	900	C11	C12	C13	C14	C16	C17	C19	C21
Cooling capacity	Nom.			kW		449	501	613	713	793	901	1,053	1,193	1,304	1,405	1,592	1,748	1,911	2,068
Heating capacity	Nom.			kW		553	617.2	756.7	882.2	984.6	1,110	1,302	1,482	1,624	1,750	1,976	2,174	2,376	2,576
Capacity control	Method					Stepless													
	Minimum capacity			%		20							10						
Power input	Cooling	Nom.		kW		81.1	89.6	108	128	146	158	192	222	244	263	296	329	366	395
	Heating	Nom.		kW		102	112	138	163	185	199	240	280	310	333	373	413	457	491
EER						5.53	5.58	5.64	5.54	5.43	5.67	5.46	5.37	5.34		5.38	5.31	5.22	5.24
COP						5.45	5.49	5.48	5.42	5.33	5.58	5.43	5.29	5.24	5.26	5.3	5.26	5.2	5.25
ESEER						7.51	7.92	8.10	8.20	8.22	7.92	8.17	8.36	8.25	8.47	8.24	8.45	8.20	8.33
IPLV						9.42	9.59	9.52	9.66	9.64	9.48	9.58	9.66	9.67	9.76	9.74	9.82	9.68	9.70
Dimensions	Unit	HeightxWidthxDepth		mm		2,090x1,180 x3,460	2,120x1,180 x3,460	2,120x1,180 x3,690	2,230x1,220 x3,690	2,290x1,240 x3,690	2,480x1,340x3,830		2,320x1,490 x4,550	2,290x1,580 x4,550	2,290x1,580 x4,560	2,350x1,580 x4,560	2,500x1,610 x4,570	2,480x1,740 x4,870	2,490x1,770 x4,870
Weight	Unit			kg		2,968	2,911	3,102	3,470	3,451	4,257	4,552	5,860	6,240	6,520	6,920	7,530	7,790	8,670
	Operation weight			kg		3,098	3,006	3,274	3,648	3,611	4,518	4,860	6,370	6,760	7,130	7,530	8,300	8,560	9,630
Water heat exchanger - evaporator	Type					Flooded single pass shell and tube													
Water heat exchanger - condenser	Water volume			l		81	92	126	145	126	217	241	240	250	290		390	290	480
Water heat exchanger - evaporator	Water flow rate	Cooling	Nom.	l/s		21.6	24.0	29.4	34.2	38.0	43.2	50.4	57.1	62.5	67.3	76.3	83.7	91.5	99.0
		Heating	Nom.	l/s		21.7	24.2	29.7	34.5	38.4	43.7	50.9	57.7	63.2	68	77	84.6	92.1	100.1
	Water pressure drop	Cooling	Nom.	kPa		89.0	63.0	59.0	63.0	55.0	67.0	58.0	52.0	62.0	52.0	66.0	58.0	49.0	58.0
		Heating	Nom.	kPa		90	64	60	64	56	68	59	53	64	53	68	59	50	59
Water heat exchanger - condenser	Type					Single pass shell and tube													
	Water volume			l		81	92	126	145	126	217	241	240	250	290		390	290	480
	Water flow rate	Cooling	Nom.	l/s		25.4	28.3	34.7	40.4	45.2	50.9	59.9	41.7	39.1	42.1	52.6	61.7	57.4	62.1
		Heating	Nom.	l/s		26.68	29.78	36.53	42.6	47.53	53.59	62.85	44	41.14	44.34	55.24	64.77	60.19	65.24
	Water pressure drop	Cooling	Nom.	kPa		31.0	28.0	22.0	20.0	24.0	25.0		21.0	28.0	22.0	32.0	27.0	38.0	28.0
		Heating	Nom.	kPa		34	31	24	22	27	28	27	23	31	24	35	30	41	30
Compressor	Type					Inverter driven single screw compressor													
	Quantity					1							2						
Sound power level	Cooling	Nom.		dBA		97	99	101	105			107	106		107		108	109	110
Sound pressure level	Cooling	Nom.		dBA		78	80	82	86			88	87		88		89		90
Operation range	Evaporator	Cooling	Min.~Max.	°CDB		-3~20													
	Condenser	Cooling	Min.~Max.	°CDB		16~65													
Refrigerant	Type/GWP					R-134a/1,430													
	Circuits	Quantity				1							2						
Refrigerant charge				kg/TCO2Eq		95/136		100/ 143	110/157	170/243		180/ 257	125/ 179	130/ 186	145/207		160/229		175/ 250
Piping connections				mm		139.7			168.3			219.1						273	
				mm		168.3		219.1					168.3 / 219.1	219.1 / 219.10					
Power supply	Phase/Frequency/Voltage			Hz/V		3~/50/400													
Unit	Starting current	Max		A		155	173	179	214	256	295	344	-						
	Running current	Cooling	Nom.	A		126	140	171	201	229	249	299	340	372	400	450	498	554	596
		Max		A		222	247	256	306	366	421	491	553	555	612	727	810	926	1,009

Water cooled screw inverter chiller, premium efficiency, standard sound

EWWD-VZPS Microtech III

- Premium energy efficiency both at full and part load conditions
- Compact footprint through stacked heat exchanger lay-out
- Heat pump version with reversibility on water side (up to 65°C hot water production)
- Multiple options available: sound proof cabinet, rapid restart, removable electrical panel, etc. to adapt the unit to your specific application and need
- Thanks to a large operating envelope, the unit is suitable for all possible process and comfort applications
- High efficient flooded type heat exchanger allowing maximum unit performances
- One or two truly independent refrigerant circuits for outstanding reliability

Cooling only & Heating only				EWWD-VZPS	505	715	910	C12	C16	C18
Cooling capacity	Nom.			kW	504.9	717.7	908.1	1,201	1,604	1,757
Heating capacity	Nom.			kW	619.7	885.3	1,115	1,488	1,987	2,180
Capacity control	Method				Stepless					
	Minimum capacity			%	20			10		
Power input	Cooling	Nom.		kW	87.5	126	156	219	292	326
	Heating	Nom.		kW	110	161	196	277	368	410
EER					5.77	5.66	5.81	5.48	5.49	5.39
COP					5.62	5.49	5.68	5.37	5.4	5.32
ESEER					8.15	8.48	8.25	8.66	8.53	8.71
IPLV					9.61	9.68	9.57	9.79	9.82	9.92
Dimensions	Unit	HeightxWidthxDepth		mm	2,090x1,180x3,690	2,430x1,330x3,690	2,480x1,340x3,830	2,290x1,580x4,560	2,500x1,610x4,570	2,490x1,770x4,870
Weight	Unit			kg	3,247	4,082	4,346	6,310	7,530	8,250
	Operation weight			kg	3,375	4,349	4,660	6,900	8,300	9,200
Water heat exchanger - evaporator	Type				Flooded single pass shell and tube					
Water heat exchanger - condenser	Water volume			l	126	217	241	270	390	470
Water heat exchanger - evaporator	Water flow rate	Cooling	Nom.	l/s	24.2	34.4	43.5	57.4	76.8	84.0
		Heating	Nom.	l/s	24.4	34.7	44	58.1	77.7	84.9
	Water pressure drop	Cooling	Nom.	kPa	55.0	42.0	44.0	37.0	49.0	41.0
		Heating	Nom.	kPa	56	43	45	38	50	42
Water heat exchanger - condenser	Type				Single pass shell and tube					
	Water volume			l	126	217	241	270	390	470
	Water flow rate	Cooling	Nom.	l/s	28.5	40.6	51.2	41.9	52.9	61.9
		Heating	Nom.	l/s	29.93	42.76	53.83	44.15	55.7	64.99
	Water pressure drop	Cooling	Nom.	kPa	15.0	17.0	19.0	21.0		28.0
		Heating	Nom.	kPa	17	18	21	23		30
Compressor	Type				Inverter driven single screw compressor					
	Quantity				1			2		
Sound power level	Cooling	Nom.		dBA	99	105		106	107	109
Sound pressure level	Cooling	Nom.		dBA	80	86		87	88	89
Operation range	Evaporator	Cooling	Min.~Max.	°CDB	-3~20					
	Condenser	Cooling	Min.~Max.	°CDB	16~65					
Refrigerant	Type/GWP				R-134a/1,430					
	Circuits	Quantity			1			2		
Refrigerant charge				kg/TCO2Eq	100/143	150/215	180/257	145/207	160/229	175/250
Piping connections				mm	139.7	219.1				273
				mm	219.1			219.1 / 219.10		
Power supply	Phase/Frequency/Voltage			Hz/V	3~/50/400					
Unit	Starting current	Max		A	173	214	295	-		
	Running current	Cooling	Nom.	A	138	200	247	338	447	497
		Max		A	247	306	421	553	727	810

Condenserless scroll chiller

- One of the most **compact units** on the market: 600mmx600mmx600mm
- Daikin scroll compressor
- Electronic DDC controller
- Low operating sound level
- Low energy consumption
- Low refrigerant volume
- Easy installation and maintenance
- Stainless steel plate heat exchanger
- Compatible with hydraulic module EHMC
- Standard integrated: main switch, pressure ports, flow switch, filter, shut-off valves and air purge
- Advanced µC²SE controller for direct connection to a Modbus based BMS or to a remote user interface.

EWLP012-030KBW1N µC²SE

Cooling only				EWLP-KBW1N	012	020	026	030	040	055	065
Cooling capacity	Nom.			kW	12.1	20.0	26.8	31.2	40.0	53.7	62.4
Power input	Cooling	Nom.		kW	4.2	6.6	8.5	10.1	13.4	17.8	20.3
Capacity steps number					1				2		
EER					2.88	3.03	3.15	3.09	2.99	3.02	3.07
Dimensions	Unit	HeightxWidthxDepth		mm	600x600x600				600x600x1,200		
Weight	Unit			kg	108	141	147	151	252	265	274
Water heat exchanger - evaporator	Minimum water volume in the system			l	62	103	134	155	205	268	311
	Type				Brazed plate						
	Water flow rate	Min.		l/min	31	53	65	76	101	131	152
		Nom.		l/min	35	57	77	89	115	154	179
		Max.		l/min	69	115	154	179	229	308	357
	Model	Quantity			1						
Compressor	Type				Hermetically sealed scroll compressor						
	Quantity				1				2		
Sound power level	Cooling	Nom.		dBA	64			71	67		74
Operation range	Evaporator	Cooling	Min.~Max.	°CDB	-10~20						
	Condenser	Cooling	Min.~Max.	°CDB	25~60						
Refrigerant	Type / GWP				R-407C / 1,773.9						
	Control				Thermostatic expansion valve						
	Circuits	Quantity			1				2		
Piping connections	Evaporator water inlet/outlet (OD)				FBSP 25mm				FBSP 40mm		
	Evaporator water drain				Field installation						
Power supply	Phase/Frequency/Voltage			Hz/V	3N~/50/400						

Condenserless multi-scroll chiller, standard efficiency, standard sound

- Single refrigerant circuit (2 scroll compressors) with single evaporator
- For chilled water production, to be combined with a remote condensing unit
- Compact design to allow easy indoor installation or retrofit operations
- Conceived for stacked installation of two single circuit units to reduce the footprint
- High efficiency and reliable scroll compressor
- Stainless steel plate heat exchanger

EWLQ-G-SS

Cooling only				EWLQ-G-SS	090	100	120	130	150	170	190	210	240	300	360
Cooling capacity	Nom.			kW	86.5	98.4	110	125	139	160	181	206	231	290	346
Power input	Cooling	Nom.		kW	22.4	25.8	29.2	33.0	36.8	42.0	47.0	54.2	59.9	75.6	91.8
Capacity control	Method				Step										
	Minimum capacity			%	50.0	43.0	50.0	44.0	50.0	45.0	50.0	43.0	50.0	40.0	50.0
EER					3.86	3.81	3.78	3.79		3.80	3.86	3.80	3.85	3.84	3.77
Dimensions	Unit	Height		mm	1,066									1,186	
		Width		mm	928										
		Depth		mm	2,743										
Weight	Unit			kg	494	578	686	714	742	773	807	838	852	967	1,046
	Operation weight			kg	525	615	729	760	791	826	863	901	916	1,044	1,134
Water heat exchanger - evaporator	Type				Plate heat exchanger										
	Water volume			l	6	8		10	12	13	15	17		27	34
	Water flow rate	Nom.		l/s	4.2	4.7	5.3	6.0	6.7	7.7	8.7	9.8	11.1	13.9	16.6
	Water pressure drop	Cooling	Nom.	kPa	44		35	29		31	33	30	38	41	
Compressor	Type				Scroll compressor										
	Quantity				2										
Sound power level	Cooling	Nom.		dBA	80	83	85	87	88			90	92	93	
Sound pressure level	Cooling	Nom.		dBA	64	67	69	70	72			74	76		77
Operation range	Evaporator	Cooling	Min.~Max.	°CDB	-10~15										
	Condenser	Cooling	Min.~Max.	°CDB	30~60										
Refrigerant	Type / GWP				R-410A / 2,087.5										
	Circuits	Quantity			1										
Piping connections	Evaporator water inlet/outlet (OD)				1" 1/2		2" 1/2							3"	
Unit	Starting current	Max		A	204	255	261	308	316	354	368	466	481.0	640	677
	Running current	Cooling	Nom.	A	39	42	45	51	57	64	70	81	88	111	135
		Max		A	59	66	72	80	88	102	116	131	145	183	221
Power supply	Phase/Frequency/Voltage			Hz/V	3~/50/400										

Condenserless multi-scroll chiller, standard efficiency, standard sound

- Dual refrigerant circuit (4 scroll compressors) with single evaporator
- For chilled water production, to be combined with a remote condensing unit
- Compact design to allow easy indoor installation or retrofit operations
- High efficiency and reliable scroll compressor
- Stainless steel plate heat exchanger

EWLQ-L-SS

Cooling only				EWLQ-L-SS	180	205	230	260	290	330	380	430	480	540	600	660	720
Cooling capacity	Nom.			kW	173	197	224	249	279	317	361	409	459	511	571	624	676
Power input	Cooling	Nom.		kW	44.3	51.1	57.9	65.6	73.2	83.8	93.5	108	119	135	152	168	184
Capacity control	Method				Step												
	Minimum capacity			%	25.0	21.0	25.0	22.0	25.0	23.0	25.0	21.0	25.0	22.0	20.0	18.0	25.0
EER					3.91	3.86	3.87	3.79	3.81	3.78	3.86	3.79	3.84	3.78	3.76	3.71	3.67
Dimensions	Unit	Height		mm	1,970									2,090	2,210		
		Width		mm	928												
		Depth		mm	2,801												
Weight	Unit			kg	832	1,007	1,202	1,252	1,333	1,380	1,432	1,511	1,560	1,609	1,694	1,833	1,957
	Operation weight			kg	894	1,081	1,292	1,345	1,436	1,486	1,547	1,638	1,690	1,741	1,844	1,990	2,120
Water heat exchanger - evaporator	Type				Plate heat exchanger												
	Water volume			l	19	22	29		35		41	49			62		
	Water flow rate	Nom.		l/s	8.3	9.5	10.7	11.9	13.4	15.2	17.3	19.6	21.9	24.5	27.3	29.9	32.4
	Water pressure drop	Cooling	Nom.	kPa	25		20	25	22	29			36	45	44	52	62
Compressor	Type				Scroll compressor												
	Quantity				4												
Sound power level	Cooling	Nom.		dBA	83	86	88	90	91			93	95			96	
Sound pressure level	Cooling	Nom.		dBA	65	68	70	72	74		73	76	77		78		
Operation range	Evaporator	Cooling	Min.~Max.	°CDB	-10~15												
	Condenser	Cooling	Min.~Max.	°CDB	30~60												
Refrigerant	Type / GWP				R-410A / 2,087.5												
	Circuits	Quantity			2												
Piping connections	Evaporator water inlet/outlet (OD)				3"												
Unit	Starting current	Max		A	263	320	333	388	403	456	484	597	626	785	822	860	898
	Running current	Cooling	Nom.	A	78	84	90	102	114	128	141	161	176	199	223	246	269
		Max		A	118	131	144	160	175	205	232	262	290	328	366	403	441
Power supply	Phase/Frequency/Voltage			Hz/V	3~/50/400												

Condenserless screw chiller, standard efficiency, standard sound

- Compact design to allow **easy indoor installation or retrofit operations**
- Daikin semi-hermetic single screw stepless compressor
- **High energy efficiency both at full and part load conditions**
- Chilled water temperatures **down to -10°C** on standard unit
- Optimised for use with **R-134a**
- MicroTech III controller with superior control logic and easy interface

EWLD-J-SS

MicroTech III

Cooling only				EWLD-J-SS	110	130	145	165	235	195	265	290	310	330	360	390	430	470	500	530
Cooling capacity	Nom.			kW	110	128	142	163	236	191	264	285	306	327	355	382	428	473	501	529
Power input	Cooling	Nom.		kW	31.2	38.4	43.8	50.4	66.0	56.0	75.3	87.4	94.0	100	106	111	122	132	141	150
Capacity control	Method				Stepless															
	Minimum capacity			%	25.0							12.5								
EER					3.51	3.33	3.25	3.24	3.58	3.42	3.51	3.26	3.25		3.35	3.43	3.52	3.59	3.55	3.52
Dimensions	Unit	Height		mm	1,020							2,000								
		Width		mm	913															
		Depth		mm	2,684															
Weight	Unit			kg	1,124	1,141	1,237	1,263	1,489	1,305	1,489	2,474	2,500	2,526	2,568	2,611	2,795	2,979		
	Operation weight			kg	1,138	1,159	1,253	1,281	1,518	1,327	1,518	2,505	2,533	2,562	2,608	2,655	2,845	3,036		
Water heat exchanger - evaporator	Type				Plate heat exchanger															
	Water volume			l	14	18	14	17	26	20	26	29	31	33	37	41	46	52		
	Water flow rate	Nom.		l/s	5.2	6.1	6.8	7.8	11.3	9.2	12.6	13.6	14.6	15.6	17.0	18.3	20.5	22.6	24.0	25.3
	Water pressure drop	Cooling	Nom.	kPa	14	13	39	37	26	33	32	39	37		34	33	29	26	29	32
Compressor	Type				Single screw compressor															
	Quantity				1							2								
Sound power level	Cooling	Nom.		dBA	89							94								96
Sound pressure level	Cooling	Nom.		dBA	79							82								83
Operation range	Evaporator	Cooling	Min.~Max.	°CDB	-10~15															
	Condenser	Cooling	Min.~Max.	°CDB	25~60															
Refrigerant	Type / GWP				R-134a / 1,430															
	Circuits	Quantity			1							2								
Piping connections	Evaporator water inlet/outlet (OD)				76.2 mm															
Unit	Maximum starting current			A	151		195		288	195	288	281	293		310		403	422	440	
	Nominal running current (RLA)	Cooling		A	52	62	72	81	107	91	120	145	153	162	171	181	197	214	227	241
	Maximum running current			A	76	97	107	122	167	143	189	215	230	245	265	286	311	335	357	378
Power supply	Phase/Frequency/Voltage			Hz/V	3~/50/400															

Condenserless screw chiller, standard efficiency, standard sound

- Stepless single-screw compressor
- Optimised for use with **R-134a**
- **1-2 truly independent refrigerant circuits**
- Standard electronic expansion valve
- DX shell and tube evaporator – one pass refrigerant side for easy oil circulation and return
- All models are PED pressure vessel approved
- Partial heat recovery available
- MicroTech III controller with superior control logic and easy interface

EWLD-G-SS MicroTech III

Cooling only				EWLD-G-SS	160	190	240	280	320	360	380	420	480	550
Cooling capacity	Nom.			kW	160	188	243	269	315	350	379	426	474	524
Power input	Cooling	Nom.		kW	46.2	55.3	66.9	75.7	92.3	101	110	122	133	151
Capacity control	Method				Stepless									
	Minimum capacity			%	25.0				12.5					
EER					3.47	3.40	3.64	3.55	3.41	3.46	3.43	3.51	3.56	3.48
Dimensions	Unit	Height		mm	1,860				1,880	1,942				
		Width		mm	1,000				1,100					
		Depth		mm	3,700				4,400					
Weight	Unit			kg	1,280		1,398		2,442	2,446		2,501	2,506	
	Operation weight			kg	1,337		1,516		2,560			2,670		
Water heat exchanger - evaporator	Type				Single pass shell and tube									
	Water volume			l	60	56	123		118	113		173	168	
	Water flow rate	Nom.		l/s	7.7	9.0	11.6	12.9	15.1	16.8	18.2	20.4	22.7	25.1
	Water pressure drop	Cooling	Nom.	kPa	42	58	40	49	55	54	63	48	49	59
Compressor	Type				Single screw compressor									
	Quantity				1				2					
Sound power level	Cooling	Nom.		dBA	88				90					
Sound pressure level	Cooling	Nom.		dBA	70				72					
Operation range	Evaporator	Cooling	Min.~Max.	°CDB	-8~15									
	Condenser	Cooling	Min.~Max.	°CDB	25~60									
Refrigerant	Type / GWP				R-134a / 1,430									
	Circuits	Quantity			1				2					
Piping connections	Evaporator water inlet/outlet (OD)				88.9mm		114.3mm					139.7mm		
Unit	Maximum starting current			A	288				380	397		420		438
	Nominal running current (RLA)	Cooling		A	79	90	107	120	157	169	181	197	213	240
	Maximum running current			A	114	136	165	186	229	250	272	301	330	373
Power supply	Phase/Frequency/Voltage			Hz/V	3~/50/400									

Condenserless screw chiller, standard efficiency, standard sound

- DX shell and tube evaporator – one pass refrigerant side for easy oil circulation and return
- Stepless single-screw compressor
- Standard electronic expansion valve
- Optimised for use with R-134a

EWLD-I-SS MicroTech III

Cooling only				EWLD-I-SS	320	400	420	500	600	650	750	800	850	900	950	C10	C11	C12	C13	C14	C15	C16	C17
Cooling capacity	Nom.			kW	315	374	437	509	607	670	740	802	865	935	975	1,029	1,097	1,144	1,210	1,278	1,330	1,381	1,433
Power input	Cooling	Nom.		kW	80.3	96.0	113	134	160	175	192	208	224	246	264	283	286	302	318	336	356	375	395
Capacity control	Method				Stepless																		
	Minimum capacity			%	25.0				12.5							8.3							
EER					3.93	3.89	3.88	3.79	3.80	3.82	3.86			3.81	3.69	3.64	3.83	3.79	3.80		3.74	3.68	3.63
Dimensions	Unit	Height		mm	1,899				2,325							2,415							
		Width		mm	1,464											2,135							
		Depth		mm	3,114				4,391							4,426							
Weight	Unit			kg	1,861		1,869	1,884	3,331	3,339	3,347	3,356	3,364	3,412		5,146	5,167		5,188	5,208			
	Operation weight			kg	2,054		2,052	2,056	3,602		3,603	3,604	3,605	3,645		5,667	5,671		5,677	5,680			
Water heat exchanger - evaporator	Type				Single pass shell and tube																		
	Water volume			l	193		183	172	271	263	256	248	241	233		504		489	472	504		489	472
	Water flow rate	Nom.		l/s	15.1	17.9	20.9	24.4	29.1	32.1	35.4	38.4	41.4	44.8	46.7	49.3	52.5	54.8	57.9	61.2	63.7	66.1	68.6
	Water pressure drop	Cooling	Total	kPa	34	46	49	56	50	40	52	49	40	49	36	54	47	51	43	53	57	61	65
Compressor	Type				Single screw compressor																		
	Quantity				1				2							3							
Sound power level	Cooling	Nom.		dBA	94		97			98	99	100				101			103				
Sound pressure level	Cooling	Nom.		dBA	75	76	78			79	80	81				80		81	83				
Operation range	Evaporator	Cooling	Min.~Max.	°CDB	-8~15																		
	Condenser	Cooling	Min.~Max.	°CDB	25~60																		
Refrigerant	Type / GWP				R-134a / 1,430																		
	Circuits	Quantity			1				2							3							
Piping connections	Evaporator water inlet/outlet (OD)				42mm																		
Unit	Maximum starting current			A	330		464		493	627	650	681		703		836		867	898		920	942	
	Nominal running current (RLA)	Cooling		A	131	157	181	214	260	287	313	338	361	391	420	448	470	493	517	542	571	601	631
	Maximum running current			A	204	233	271	299	407	436	465	504	542	570	597	670	698	737	775	814	841	868	896
Power supply	Phase/Frequency/Voltage			Hz/V	3~/50/400																		

Water cooled centrifugal chiller, high efficiency, standard sound

- Totally oil-free operation resulting in reduced maintenance costs and increased reliability
- An inverter driven compressor allows the capacity to be adjusted precisely to match variations in room and outside temperatures
- Onboard digital electronics provide smart controls

EWWD-FZXS MicroTech II

Cooling only				EWWD-FZXS	320	430	520	640	860	C10
Cooling capacity	Min.			kW	113	133	170	113	133	169
	Max.			kW	316	439	520	639	887	1,054
Power input	Cooling	Min.		kW	20.6	25.5	32.7	20.5	25.5	32.6
		Max.		kW	65.1	90.4	106	129	179	208
Capacity control	Method				Stepless					
EER					4.85	4.86	4.93	4.97	4.95	5.06
ESEER					8.11	8.39	8.66	8.83	8.52	8.88
IPLV					9.25	9.64	9.89	9.50	9.74	10.06
Dimensions	Unit	Height		mm	1,823			1,755	1,748	1,794
		Width		mm	1,276			1,790	1,853	1,904
		Depth		mm	3,254		3,419	3,441	3,289	3,401
Weight	Unit			kg	2,360	2,416	2,546	3,709	4,095	4,765
	Operation weight			kg	2,520	2,634	2,812	4,074	4,548	5,330
Water heat exchanger - evaporator	Type				Flooded shell and tube					
	Water volume			l	78	107	134	184	210	302
	Water flow rate	Nom.		l/s	15.1	21.0	24.9	30.6	42.4	50.4
	Water pressure drop	Cooling	Nom.	kPa	30	32	33	35	33	31
Water heat exchanger - condenser	Type				Flooded shell and tube					
	Water flow rate	Nom.		l/s	18.3	25.5	30.1	36.9	51.3	60.7
	Water pressure drop	Cooling	Nom.	kPa	24	26	29	23	32	29
Compressor	Type				Oil free centrifugal compressor					
	Quantity				1			2		
Sound power level	Cooling	Nom.		dBA	89	90	91	92	94	95
Sound pressure level	Cooling	Nom.		dBA	71	72	73	74	75	76
Operation range	Evaporator	Cooling	Min.~Max.	°CDB	2~15					
	Condenser	Cooling	Min.~Max.	°CDB	18~46					
Refrigerant	Type / GWP				R-134a / 1,430					
	Circuits	Quantity			1					
Refrigerant charge	Per circuit			kg	240.0	220.0	180.0	220.0		300.0
				TCO_2eq	343.2	314.6	257.4	314.6		429.0
Piping connections	Evaporator water inlet/outlet (OD)				168.3mm		219.1mm			273mm
	Condenser water inlet/outlet (OD)				168.3mm			219.1mm		
Unit	Maximum starting current			A	2					
	Nominal running current (RLA)	Cooling		A	104	142	168	207	285	335
	Maximum running current			A	135	210	176	270	420	352
Power supply	Phase/Frequency/Voltage			Hz/V	3~/50/400					

Water cooled centrifugal chiller, high efficiency, standard sound

- Optional Variable Frequency Drive (VFD) to improve the part load efficiency
- High efficiency flooded type shell and tube evaporator/condensers
- Lower equipment, installation and annual operating costs than two single compressor chillers (DWDC)
- Main components can be removed or repaired without shutting down the unit as the chiller has two of everything (compressors, lubrication systems, control systems and starters) (DWDC)
- Unloading to 5% (DWSC) or 10% (DWDC) of full load provides improved stability of the chilled water temperature and less harmful cycling of compressors
- Single stage centrifugal compressor (DWSC)

DWSC-DWDC MicroTech II

Cooling only		DWDC/DWSC	DWDC	DWSC
Cooling capacity	Min.	kW	600	300
	Max.	kW	9,000	4,500
Compressor	Type		Single stage centrifugal compressor	
Refrigerant	Type / GWP		R-134a / 1,430	
	Charge	kg	700 - 1,400	300 - 1,000
		TCO_2Eq	1,001 - 2,002	429 - 1,430

* not Eurovent certified

Options - Chillers

Options - Small chillers

Chiller series	Integrated hydronics	LWE		Electrical
	Single pump	High Glycol	Low Glycol	Evaporator heater tape
	OPSP	OPZH	OPZL	OP10
EWAQ-BVP	STD			STD
EWYQ-BVP	STD			STD
EWAQ-ACV3	STD			STD
EWAQ-ACW1	STD			STD
EWYQ-ACV3	STD			STD
EWYQ-ACW1	STD			STD
EWWP-KBW1N		Option	Option	
EWLP-KBW1N		Option	Option	

(1) Impossible option combination: OPZH+OPZL

Options - Medium and large chillers (Part 1)

Description	Code	EWAQ~BAW EWYQ~BAW	EWAQ-G-	EWYQ-G-	EWAQ-F-SS/XS	EWAQ-E-XS	EWAQ-F-SL/ SR/XL/XR	EWAQ-E-XL/XR	EWYQ-F-XS EWYQ-F-XL	EWYQ-F-XR	EWAD-E-	EWAD-D-SS	EWAD-D-SL	EWAD-D-SR	EWAD-D-SX	EWAD-D-XS
Total heat recovery	01		Option								Option	Option	Option	Option	Option	Option
Total heat recovery (1 circuit)	02											Option	Option	Option	Option	Option
Partial heat recovery	03a		Option	Option	Option	Option	Option	Option	CF	CF	Option	Option	Option	Option	Option	Option
Evaporator 1 Pass	03b															
Direct on line starter (DOL)	04		STD	STD	STD	STD	STD	STD	STD	STD						
WyeDelta compressor starter (YD)	05										STD	STD	STD	STD	STD	STD
Soft starter	06		Option	Option	Option	Option	Option	Option	Option	Option	Option	Option	Option	Option	Option	Option
Heat pump version	07															
Heat pump version (including pursuit mode)	07a (15)															
Brine version	08 (1)	Option	Option	Option	Option	Option	Option	Option	Option	Option	Option	Option	Option	Option	Option	Option
Double setpoint	10		STD	STD	STD	STD	STD	STD	STD	STD	STD	STD	STD	STD	STD	STD
Compressor thermal overload relays	11				Option	Option	Option	Option	Option	Option	Option	Option	Option	Option	Option	Option
Fans thermal relays	12															
Phase monitor	13				Option	Option	Option	Option			STD	STD	STD	STD	STD	STD
Inverter compressor starter	14															
Under / Over voltage control	15		Option	Option	Option	Option	Option	Option	Option	Option	Option	Option	Option	Option	Option	Option
Energy meter	16				Option	Option	Option	Option	Option	Option	Option	Option	Option	Option	Option	Option
Energy meter (including current limit)	16a															
Capacitors for power factor correction	17		Option	Option	Option	Option	Option	Option	Option	Option	Option	Option	Option	Option	Option	Option
Current limit	19										Option	Option	Option	Option	Option	Option
Evaporator victaulic kit	20		STD	STD	STD	STD	STD	STD	STD	STD		STD			STD	STD
Evaporator flange kit	21											Option			Option	Option
Evaporator marine waterbox victaulic (2 passes)	22															
Evaporator marine waterbox victaulic (1 pass)	22a															
Evaporator marine waterbox flanged (2 passes)	24															
Evaporator marine waterbox flanged (1 pass)	24a															
Condenser double flanges kit	26															
Evaporator water side design pressure (10 Bar)	27											STD	STD	STD	STD	STD
Evaporator water side design pressure (16 Bar)	28															
20mm evaporator insulation	29		STD	STD	STD	STD	STD	STD	STD	STD	Option	Option	STD	STD	Option	Option
Axial fans (100 Pa lift)	30															
Axial fans (250 Pa lift)	32				CF	CF						CF	CF	CF	CF	CF
20mm condenser insulation	33															
Condenser victaulic kit	36															
Condenser marine waterbox victaulic (2 passes)	38															
Condenser marine waterbox victaulic (1 pass)	38a															
Condenser marine waterbox flanged (2 passes)	40															
Condenser marine waterbox flanged (1 pass)	40a															
Speedtrol (fan speed control device ON/OFF up to 18°C)	42				Option	Option	Option	Option			Option	Option	Option	Option		Option
Speedtrol (fan speed control device ON/OFF down to 10°C in cooling)	42a								Option							
Condenser coil guards	43				Option	Option	Option	Option	Option	Option	Option	Option	Option	Option	Option	Option
Evaporator area guards	44				Option	Option	Option	Option	Option	Option						
CuCu condenser coil	45				Option	Option	Option	Option	Option	Option	Option	Option	Option	Option	Option	Option
CuCuSn condenser coil	46				Option	Option	Option	Option	Option	Option	Option	Option	Option	Option	Option	Option
Condenser water side design pressure (16 Bar)	47															
Condenser water side design pressure (10 Bar)	47a															
Alucoat fins coil	49			STD	Option	Option	Option	Option	STD	STD	Option	Option	Option	Option	Option	Option
CuNi 9010 condenser tubes	50															
Condenser 1 pass (ΔT 48 °C)	51															
Condenser 2 passes (ΔT 48 °C)	52															
Condenser 2 passes (ΔT 915 °C)	53															
Condenser 4 passes	54															
Water pressure differential switch on condenser	55															
Water pressure differential switch on evaporator	56												STD	STD		
Evaporator electric heater	57	Option	STD	STD	STD	STD	STD	STD	STD	STD	STD	STD	STD	STD	STD	STD
Evaporator flow switch	58		Option	Option	STD	STD	STD	STD	STD	STD	Option	Option	Option	Option	Option	Option
Condenser flow switch	59															
Electronic expansion valve	60		STD	STD	STD	STD	STD	STD	STD	STD	STD	STD	STD	STD	STD	STD
Discharge line shutoff valve	61				Option	Option	Option	Option	Option	Option	STD	STD	STD	STD	STD	STD
Suction line shutoff valve	62				Option	Option	Option	Option	Option	Option	STD	STD	STD	STD	STD	STD

(1) Option 08 includes option 29 and option 146 - (2) Option 99(a) includes 'Fan overload protection' - (3) Piping between the inertial tank and the unit is not included. Electric heater power supply has to be provided from external source -
(4) The order of inverter compressor will have an impact on the delivery time: please contact the factory - (5) Unit performance will be affected; contact factory for information. It is mandatory to order the option 26 when selecting CU-Ni 90-10 condenser tubes - (6) Sound proof system - compressor enclosure - (7) Compressor enclosure - (8) Soundproof cabinet will be supplied in a separate kit and not assembled. For better performance the cabinet will be integral kind (around the whole chiller, not only around compressors). Cabinet assembly is not included in the supply (9) Special transport is required (flat rack truck and open top when option 01 is selected) for model sizes as follows: EWWDC12I-SS - EWWDC18I-SS (10) Forklift loading-unloading operations are not allowed when option 01 is selected for model sizes as follows: EWWDC12I-SS - EWWDC18I-SS - (11) Special Transport is required (flat rack truck and open top) for model sizes as follows: EWLDC10I-SS - EWLDC17I-SS or EWWQC11B-SS - EWWQC20B-SS or EWWQC10B-XS, EWWQC12B-XS - EWWQC21B-XS - (12) Forklift loading-unloading operations are not allowed for model sizes as follows: EWLDC10I-SS - EWLDC17I-SS or EWWQC11B-SS - EWWQC20B-SS or EWWQC10B-XS, EWWQC12B-XS - EWWQC21B-XS - (13) STD only for single circuit unit (14) STD only for Premium and High efficiency version - (15) Option 07a includes option 33 (20mm condenser insulation) - (16) Option 111 contains option 07a (Heat pump version, including pursuit mode) and option 33 (20mm condenser insulation)
CF = Contact the factory - STD = Standard - SO = Specify at Order entry - NC = No additional cost

Options - Medium and large chillers (Part 1)

EWAD-D-XR	EWAD-D-HS	EWAD-C-	EWAD-CZ	EWAD-TZ	EWAD-TZB	EWAD-CF	EWYD-BZSS	EWYD-BZSL	ERAD-E-	EWWQ-B-	EWWD-J-SS	EWWD-G-	EWWD-I-SS	EWWD-I-XS	EWWD-VZ	EWLD-J-SS	EWLD-G-SS	EWLD-I-SS	EWWD-FZXS
Option	Option	Option	Option	Option	Option				Option			Option	Option		Option				
Option	Option																		
Option	Option	Option	Option	Option	Option		Option	Option	Option	Option		Option	Option	Option			Option		
															Option				
STD	STD	STD				STD			STD	STD	STD	STD	STD	STD		STD	STD	STD	
Option	Option	Option				Option			Option	Option	Option(4)	Option	Option	Option		Option(4)	Option	Option	
											Option	Option	Option	Option	Option				
Option	Option	Option	Option	Option	Option	Option	Option	Option	Option	Option	Option	Option	Option	Option	Option	Option	Option	Option	
STD	STD	STD	STD	STD	STD	STD	STD	STD	STD	STD	STD	STD	STD	STD	STD		STD	STD	
Option	Option	Option	STD	STD	STD	Option			Option	Option	Option	Option	Option	Option	STD		Option	Option	
STD	STD	STD	STD	STD	STD	STD	STD	STD	STD	STD	STD	STD	STD	STD	STD	STD	STD	STD	
			STD	STD	STD		STD	STD							STD				STD
Option	Option	Option	Option	STD	STD	Option	Option	Option	Option	Option	Option	Option	Option	Option	STD	Option	Option	Option	
Option	Option	Option	Option			Option	Option	Option	Option	Option	Option	Option	Option	Option		Option	Option	Option	Option
				Option	Option										Option				
Option	Option	Option				Option			Option	Option	Option	Option	Option	Option			Option	Option	
Option	Option	Option	Option			Option	Option	Option	Option	Option	Option	Option	Option	Option			Option	Option	STD
STD		STD	STD	STD	STD		STD	STD		STD	STD	STD	STD	STD	STD	STD	STD	STD	STD
Option		Option	Option	Option	Option	STD													
																			CF
										Option	Option	Option	Option	Option	Option				Option
STD	STD									STD		STD	STD	STD	STD		STD	STD	STD
Option	STD	STD	STD	STD	STD	STD	Option	Option		Option	STD	Option	Option	Option	STD	STD	Option	Option	STD
CF	CF																		
										Option	Option	Option	Option	Option	Option				Option
										Option	STD	Option	Option	Option	STD				STD
																			CF
Option	Option	Option	Option	Option	Option				Option										
Option	Option	Option	Option	Option		Option	Option	Option	Option										
		Option	Option			Option													
Option	Option	Option	Option	Option		Option	Option	Option	Option										
Option	Option	Option	Option	Option		Option	Option	Option	Option										
										STD	STD	STD	STD	STD					
															STD				STD
Option	Option	Option	Option	Option		Option	Option	Option	Option										
										Option	Option(5)	Option (5)	Option (5)	Option (5)	Option		Option (5)		Option (5)
												STD	STD		STD		STD		
											STD			STD					STD
													NCSO						
														NCSO					
																			STD
	STD																		STD
STD	STD	STD	STD	STD	STD	STD	STD	STD		Option									
Option	Option	Option	Option	Option	Option	Option	Option	Option		Option	STD	Option	Option	Option	Option	STD	Option	Option	Option
															Option				Option
STD	STD	STD	STD	STD	STD	STD	STD	STD		STD	STD	STD	STD	STD	STD	STD	STD	STD	STD
STD	STD	STD	STD	STD	STD	STD	STD	STD	STD	Option	STD	STD	Option	Option	Option	STD	STD	Option	
STD	STD	Option	STD	STD	STD	Option	STD	STD	STD	Option	STD	STD	Option	Option	Option	STD	STD	Option	Option

Options - Medium and large chillers (Part 2)

Description	Code	EWAQ~BAW EWYQ~BAW	EWAQ-G-	EWYQ-G-	EWAQ-F-SS/XS	EWAQ-E-XS	EWAQ-F-SL/ XR/XL/XR	EWAQ-E-XL/XR	EWYQ-F-XS EWYQ-F-XL	EWYQ-F-XR	EWAD-E-	EWAD-D-SS	EWAD-D-SL	EWAD-D-SR	EWAD-D-SX	EWAD-D-XS
High pressure side manometers	63				Option	Option	Option	Option	Option	Option	Option	Option	Option	Option	Option	Option
Low pressure side manometers	64				Option	Option	Option	Option	Option	Option	Option	Option	Option	Option	Option	Option
Ambient outside temperature sensor and setpoint reset	67		STD	STD	STD	STD	STD	STD	STD	STD	STD	STD	STD	STD	STD	STD
Hour run meter	68		STD	STD	STD	STD	STD	STD	STD	STD	STD	STD	STD	STD	STD	STD
General fault contactor	69		STD	STD	STD	STD	STD	STD	STD	STD	STD	STD	STD	STD	STD	STD
Container Kit	71		Option	Option	Option	Option	Option	Option	Option	Option	Option	Option	Option	Option	Option	Option
Rubber anti vibration mounts	75		Option	Option	Option	Option	Option	Option	Option	Option	Option	Option	Option	Option	Option	Option
Sound proof system	76															
Sound proof system (integral)	76-a															
Sound proof system (compressor)	76-b															
Spring anti vibration mounts	77		Option	Option	Option	Option	Option	Option	Option	Option	Option	Option	Option	Option	Option	Option
One centrifugal pump (low lift)	78	Option	Option	Option							Option					
One centrifugal pump --- SPK1	78-a				Option	Option	Option	Option	Option	Option			Option	Option		
One centrifugal pump --- SPK2	78-b				Option	Option	Option	Option	Option	Option			Option	Option		
One centrifugal pump --- SPK3	78-c				Option	Option	Option	Option	Option	Option			Option	Option		
One centrifugal pump --- SPK4	78-d				Option	Option	Option	Option	Option	Option			Option	Option		
One centrifugal pump --- SPK5	78-e					Option		Option				Option				Option
One centrifugal pump --- SPK6	78-f											Option				Option
One centrifugal pump --- SPK7	78-g											Option				Option
One centrifugal pump --- SPK8	78-h											Option				Option
One centrifugal pump --- SPK9	78-i															Option
One centrifugal pump --- SPK10	78-j															Option
One centrifugal pump --- SPK1a	78-l								Option	Option						
One centrifugal pump --- SPK1b	78-m								Option	Option						
One centrifugal pump --- SPK1c	78-n								Option	Option						
One centrifugal pump (high lift)	79	Option	Option	Option							Option					
Two centrifugal pump (low lift)	80		Option	Option												
Two centrifugal pump --- DPK1	80-a												Option	Option		
Two centrifugal pump --- DPK2	80-b												Option	Option		
Two centrifugal pump --- DPK3	80-c												Option	Option		
Two centrifugal pump --- DPK4	80-d												Option	Option		
Two centrifugal pump --- DPK5	80-e											Option				Option
Two centrifugal pump --- DPK6	80-f											Option				Option
Two centrifugal pump --- DPK7	80-g											Option				Option
Two centrifugal pump --- DPK8	80-h											Option				Option
Two centrifugal pump (high lift)	81		Option	Option												
External tank without cabinet (500 L)	83 (3)		Option	Option	Option	Option	Option	Option	Option	Option	Option	Option	Option	Option	Option	Option
External tank without cabinet (1000 L)	84 (3)		Option	Option	Option	Option	Option	Option	Option	Option	Option	Option	Option	Option	Option	Option
External tank with cabinet (500 L)	87 (3)		Option	Option	Option	Option	Option	Option	Option	Option	Option	Option	Option	Option	Option	Option
External tank with cabinet (1000 L)	88 (3)		Option	Option	Option	Option	Option	Option	Option	Option	Option	Option	Option	Option	Option	Option
Acoustic test	89															
Setpoint reset, Demand limit and Alarm from external device	90				Option	Option	Option	Option	Option	Option	STD	STD	STD	STD	STD	STD
Double pressure relief valve with diverter	91		Option	Option	Option	Option	Option	Option	Option	Option	Option	Option	Option	Option	Option	Option
PW COMPRESSOR - PART WINDING START	92															
Low ambient kit for 1 circuit	93															
Low ambient kit for 2 circuits	94															
Compressors circuit breakers	95		Option	Option	Option	Option	Option	Option	Option	Option	Option	Option	Option	Option	Option	Option
Fans circuit breakers	96		Option	Option	Option	Option	Option	Option	Option		STD	STD	STD	STD	STD	STD
Main switch interlock door	97		STD	STD	STD	STD	STD	STD	STD	STD	STD	STD	STD	STD	STD	STD
Emergency stop	98															
Fans speed regulation (+ fan silent mode)	99 (2)				Option	Option	Option	Option			Option	Option	Option	Option	STD	Option
Fans speed regulation (inverter)	99a (2)								Option	STD						
Refrigerant recovery unit	100															
Evaporator right water connections	101											SO	SO	SO	SO	SO
Ground fault relay	102				Option	Option	Option	Option	Option	Option						
Evaporator 1 pass	103															
Evaporator 2 passes	103a															
Evaporator 3 passes	103b															
Evaporator double flange kit	104															
Liquid receiver	105															
Rapid restart	110															
High temperature kit	111															
Transport kit	112		Option	Option	Option	Option	Option	Option	Option		Option	Option	Option	Option	Option	Option
Optimized free cooling (VFD fans regulation)	113-a															
Optimized free cooling (On/Off fans)	113-b															
Nordic kit	114			Option					Option	Option						
Water filter	115		Option	Option	STD	STD	STD	STD	STD	STD						
Condenser coil protection panels	116				Option	Option	Option	Option	Option	Option	Option	Option	Option	Option	Option	Option
Blygold coil treatment	117			Option	Option	Option	Option	Option	Option	Option	Option	Option	Option	Option	Option	Option
Inverter kit for 1 centr pump low lift	120e		Option													
Inverter kit for 1 centr pump high lift	120f		Option													
Inverter kit for 2 centr pumps low lift	120g															
Inverter kit for 2 centr pumps high lift	120h															
Refrigerant leak detection	121															
Discharge and suction line shut-off valve	126		Option	Option												
High and low pressure side manometers	127		Option	Option												
Master/slave	128		STD	STD	STD	STD	STD	STD	STD	STD						
One centrifugal pump (low lift) + tank	134		Option	Option												
One centrifugal pump (high lift) + tank	135		Option	Option												
Two centrifugal pump (low lift) + tank	136		Option	Option												
Two centrifugal pump (high lift) + tank	137		Option	Option												
Coil guard	138		Option	Option												
E-coating microchannel coils	139		Option													
Unit guards (to cover unit access)	140															
Side panels on coil ends	141															
High ambient kit (operatin 46°C)	142															
Variable primary flow	143															
Diff pressure transd (shipped loose)	144															
EC motor fans	145															
Compressor thermal insulation	146															
Knock-down electrical panel	147															
Automatic transfer switch (free standing)	149															
Inverter EN61800-3 class C2 compliant	150															
Rubber pads	152															
Blue coat	153															
Evaporator Optimized for high delta T	154															
Daikin on site modem (with antenna)	155										Option	Option	Option	Option	Option	Option
AC 9000 rpm fans	156															
AC 700 rpm fans	157															
Brushless fans up to 900 rpm	158															
Brushless fans up to 700 rpm	159															
100 PA ESP fans	160															
100 PA ESP fans	160			Option												
200 PA ESP fans	161															
Cu-Ni Evaporator tubes	164															
Marine version	167															
120 Pa ESP fans	168								Option							

EWAD-D-XR	EWAD-D-HS	EWAD-C-	EWAD-CZ	EWAD-TZ	EWAD-TZB	EWAD-CF	EWYD-BZSS	EWYD-BZSL	ERAD-E-	EWWQ-B-	EWWD-J-SS	EWWD-G-	EWWD-I-SS	EWWD-I-XS	EWWD-VZ	EWLD-J-SS	EWLD-G-SS	EWLD-I-SS	EWWD-FZXS
Option	Option	Option	Option	Option	Option	Option	Option	Option	Option	Option	Option	Option	Option	Option	Option	Option	Option	Option	Option
Option	Option	Option	Option	Option	Option	Option	Option	Option		Option	Option	Option	Option	Option	Option	Option	Option	Option	Option
STD	STD	STD	STD	STD	STD	STD	STD	STD	STD										
STD	STD	STD	STD	STD	STD	STD	STD	STD	STD	STD	STD	STD	STD	STD	STD	STD	STD	STD	STD
STD	STD	STD	STD	STD	STD	STD	STD	STD	STD	STD	STD	STD	STD	STD	STD	STD	STD	STD	STD
Option	Option	Option	Option	Option	Option		Option	Option	Option	Option(11)	Option	Option	Option (9)	Option	Option	Option	Option	Option(11)	Option
Option	Option	Option	Option	Option	Option	Option	Option	Option	Option	Option	Option	Option	Option	Option		Option	Option	Option	Option
										Option (8)			Option (8)	Option (8)				Option (8)	Option (8)
											Option (6)	Option (7)			Option	Option (6)	Option (7)		
Option	Option	Option	Option	Option	Option	Option	Option	Option	Option										
				Option	Option		Option												
	Option	Option	Option			Option													
	Option	Option	Option			Option													
	Option																		
	Option																		
Option																			
Option																			
Option																			
Option																			
				Option	Option		Option												
				Option	Option		Option												
	Option	Option	Option																
	Option	Option	Option																
	Option																		
	Option																		
Option																			
Option																			
Option																			
Option																			
				Option	Option		Option												
Option	Option			Option	Option		Option	Option											
Option	Option			Option	Option		Option	Option											
Option	Option			Option	Option		Option	Option											
Option	Option			Option	Option		Option	Option											
				Option															
STD	STD	STD	STD	STD	STD	STD	Option	Option	STD	STD	STD	STD	STD	STD	STD	STD	STD	STD	STD
Option	Option	Option	Option	Option	Option	Option	Option	Option	Option	Option	Option	Option	Option	Option	STD	Option	Option	Option	STD
Option	Option	Option	Option	Option	Option	Option			Option						Option				
STD	STD	STD	STD	STD	STD	STD	STD	STD	STD										
STD	STD	STD	STD	STD	STD	STD			STD	STD	STD	STD	STD	STD	STD	STD	STD	STD	
		STD	STD			STD				STD	STD	STD	STD	STD		STD	STD	STD	
Option	Option	Option	Option			STD	Option	STD	Option										
				Option	Option														
		CF	CF																
SO	SO	SO	SO	Option	Option	SO	Option	SO											
		Option	Option	Option	Option	Option				Option	Option	Option	Option	Option	Option	Option	Option	Option	
															Option				NCSO
															STD				STD
															Option				
										Option		Option	Option	Option	Option		Option	Option	Option
																Option	Option	Option	
		Option	Option	Option	Option	Option									Option				
															Option				
Option	Option	Option	Option	Option	Option		Option	Option	Option	Option(12)	Option	Option	Option(10)	Option	Option	Option	Option	Option(12)	Option
						Option													
						Option													
							Option	Option											
				STD	STD														
Option	Option	Option	Option			Option	Option	Option	Option										
Option	Option	Option	Option			Option			Option										
				Option	Option														
				Option	Option														
					Option														
					Option														
				Option	Option										Option				
				STD	STD										STD				
				Option	Option														
				Option	Option														
				Option	Option														
				Option	Option														
				Option	Option														
				Option	Option														
				Option	Option														
															Option				
															Option				
															Option				
															Option				
															Option				
				Option	Option														
					Option														
Option	Option	Option	Option		Option										Option				
					Option														
					Option														
					Option														
					Option														
					Option														
					Option														
															Option				

Accessories - Chillers

DWSC & DWDC EWWD~FZ

Panels	EWAQ~BVP EWYQ~BVP	EWAQ~AC EWYQ~AC	EWAQ~BA EWYQ~BA	EWAQ~CA EWYQ~CA	EWYQ-F-	EWYD~BZ	EWAD~TZ (&B)	EWAD~T- (B)	EWAD~E-	ERAD~E-	EWAD~D-
	Air-cooled chillers										
EKDICMPAB (a) (b) iCM Primary Basic							•	•	•		•
EKDICMPAL (a) (b) iCM Primary for evaporator peripherals Light							•	•	•		•
EKDICMPAF (a) (b) iCM Primary for evaporator peripherals Full							•	•	•		•
EKPWPRO PlantWatchPRO monitoring system						•					
EKPWPROM PlantWatchPRO monitoring system (modem & webserver included)						•					
EKTSMS Temperature sensor for master/slave configuration					•						
EKRUMCL1 User Interface	•										

Serial Cards & Communication Modules	EWAQ~BVP EWYQ~BVP	EWAQ~AC EWYQ~AC	EWAQ~BA EWYQ~BA	EWAQ~CA EWYQ~CA	EWYQ-F-	EWYD~BZ	EWAD~TZ (&B)	EWAD~T- (B)	EWAD~E-	ERAD~E-	EWAD~D-
	Air-cooled chillers										
EKAC200J Serial Card RS485/Modbus						•					
EKACBAC Ethernet Card BACnet						•					
EKACLONP Serial Card LON FTT10						•					
EKACRS232 Serial Card RS232 Modem Interface (single unit only)						•					
EKACWEB Web Server Card						•					
EKACBACMSTP Serial Card BACnet MSTP						•					
EKACBACCERT Serial Card BACnet pre-loaded (centrifugal chillers)											
EKACMSTPCERT Serial Card BACnet pre-loaded MSTP (centrifugal chillers)											
EKCM200J ModBus RTU communication module					•		•	•	•	•	•
EKCMLON LON communication module					•		•	•	•	•	•
EKCMBACMSTP BACnet/MSTP communication module					•	•	•	•	•	•	•
EKCMBACIP BACnet/IP communication module					•		•	•	•	•	•
EKACPG Communication cards											

Other Systems & Accessories	EWAQ~BVP EWYQ~BVP	EWAQ~AC EWYQ~AC	EWAQ~BA EWYQ~BA	EWAQ~CA EWYQ~CA	EWYQ-F-	EWYD~BZ	EWAD~TZ (&B)	EWAD~T- (B)	EWAD~E-	ERAD~E-	EWAD~D-
	Air-cooled chillers										
EKCON Converter RS485 to RS232						•					
EKCONUSB Converter RS485 to USB						•					
EKMODEM Fixed modem						•					
EKGSMOD GSM modem						•					
EKRUPCJ Remote display kit						•					
EKRUPCS Local/remote display HMI					•		•	•	•	•	•
EKPWPROEXT PlantWatchPro I/O extension module for hardwiring and retrofit						•					
EKGWWEB Gateway web (Ethernet LAN SNMP)						•					
EKGWMODEM Gateway for modem						•					
EKRUPG Remote user interface											
EKGN210 European Kit Grouved Nipple (for sizes 080-210)											
EKGN260 European Kit Grouved Nipple (for sizes 230-260)											
EKSS Soft Starter kit 5/8/10/12 Hp-units											
EKAC10C Address card for connection to BMS or Remote user interface											
EKRUMCA Remote installed user interface											
EKBT Buffertank 200 l (for N & P models											
EHMC10A10 Hydraulic module 5/8/10 and 14/22 Hp-units											
EHMC10A80 Hydraulic module 5/8/10 and 14/22 Hp-units											
EHMC15A10 Hydraulic module 28/35 Hp-units											
EHMC15A80 Hydraulic module 28/35 Hp-units											
EHMC30A10 Hydraulic module 45/55/65 Hp-units											
EHMC30A80 Hydraulic module 45/55/65 Hp-units											
EKLS1 Low noise kit 014 Hp-units											
EKLS2 (d) Low noise kit 22/28/35/45/55/65 Hp-units											
ECB2MUAW (e) Controller kit											
ECB3MUAW (e) Controller kit											
ECB2MUBW (e) Controller kit											
ECB3MUBW (e) Controller kit											
EKRP1HB (f) Digital input/output PCB (remote alarm and ON/OFF signalisation											
EKRP1AHT Digital input/output PCB			•	•							
EKRUAHTB Remote user interface			•	•							
DTA104A62 External control adapter			•	•							
BHGP26A1 Digital pressure gauge kit			•	•							
EKQDP2M016 (h) Differential Pressure Sensor 4-20 mA 0-160 kPa							•	•	•		•
EKQDP2M020 (h) Differential Pressure Sensor 4-20 mA 0-250 kPa							•	•	•		•
EKQDP2M040 (h) Differential Pressure Sensor 4-20 mA 0-400 kPa							•	•	•		•
EKQDP2M060 (h) Differential Pressure Sensor 4-20 mA 0-600 kPa							•	•	•		•

Notes:
(a) Price does not include commissioning of panel; if commissioning is required please refer to RN17-041
(b) iCM panels work in cooling mode only; heat pump versions and total heat recovery options on A/C and W/C chillers are not compatible
(c) in case you are ordering iCM panels please contact factory
(d) For 45/55/65 Hp-units 2 pieces are needed

							Water-cooled chillers									Centrifugals
EWAQ~G-	EWYQ~G-	EWAQ~E (single)	EWAQ~F (dual)	EWAD~C-	EWAD~CZ	EWAD~CF (c)	EWWP~KB EWLP~KB	EWWQ~KB	EWLQ~KB	EW_Q-G EW_Q_-L	EWWD~G- EWLD~G-	EWWD~I- EWLD~I-	EWWD~J- EWLD~J-	EWWQ~B-	EWWD~VZ A	DWSC & DWDC EWWD~FZ
·		·	·	·	·	·				·	·	·	·	·	·	·
·		·	·	·	·	·				·	·	·	·	·	·	·
·		·	·	·	·	·				·	·	·	·	·	·	·
																·
																·
·	·	·	·							·						

							Water-cooled chillers									Centrifugals
EWAQ~G-	EWYQ~G-	EWAQ~E (single)	EWAQ~F (dual)	EWAD~C-	EWAD~CZ	EWAD~CF	EWWP~KB EWLP~KB	EWWQ~KB	EWLQ~KB	EW_Q-G EW_Q_-L	EWWD~G- EWLD~G-	EWWD~I- EWLD~I-	EWWD~J- EWLD~J-	EWWQ~B-	EWWD~VZ A	DWSC & DWDC EWWD~FZ
																·
																·
																·
																·
·	·	·	·	·	·	·				·	·	·	·	·	·	
·	·	·	·	·	·	·				·	·	·	·	·	·	
·	·	·	·	·	·	·				·	·	·	·	·	·	
·	·	·	·	·	·	·				·	·	·	·	·	·	

							Water-cooled chillers									Centrifugals
EWAQ~G-	EWYQ~G-	EWAQ~E (single)	EWAQ~F (dual)	EWAD~C-	EWAD~CZ	EWAD~CF	EWWP~KB EWLP~KB	EWWQ~KB	EWLQ~KB	EW_Q-G EW_Q_-L	EWWD~G- EWLD~G-	EWWD~I- EWLD~I-	EWWD~J- EWLD~J-	EWWQ~B-	EWWD~VZ A	DWSC & DWDC EWWD~FZ
																·
																·
																·
																·
																·
·	·	·	·	·	·	·				·	·	·	·	·	·	
																·
																·
																·
							·	·	·							
							·	·	·							
							·									
							·									
							·									
							·									
							·									
							·									
							·	·	·							
							·									
							·									
								·								
								·								
·		·	·	·	·	·				·	·	·	·	·	·	·
·		·	·	·	·	·				·	·	·	·	·	·	·
·		·	·	·	·	·				·	·	·	·	·	·	·
·		·	·	·	·	·				·	·	·	·	·	·	·

(e) Only available for modulare units (EWWP~KAW1M)
(f) For 009/010/011/013 units (price available in SAP system)
(g) Price available in SAP system
(h) Differential pressure sensor are specific for iCM panels in variable primary flow management

Fan Coil Units are a highly efficient means of turning a water chiller, heat pump or hot water boiler into an efficient, quiet air conditioning system. These units are an effective solution to provide a comfortable environment for both commercial and residential applications. Daikin offers a wide range of Fan Coil Units for both concealed and exposed applications. Three models are available in flexible application. The only moving part in the units is the fan, making them ideal for use in offices, hotels and at home. The goal is to obtain the right solution, both technically and aesthetically.

Fan coil units

Why choose Daikin fan coil units? 540

Products overview 542

Round flow cassette 544
FWC-BT/BF 544

4-way blow ceiling mounted cassettes 545
FWG-AT/AF 545
FWF-BT/BF 546
FWF-CT 547

Floor standing units 548
FWZ-AT/AF 548
FWV-DAT/DAF 549

Flexi type units 550
FWR-AT/AF 550
FWL-DAT/DAF 551
FWS-AT/AF 552
FWM-DAT/DAF 553

Wall mounted unit 554
FWT-CT 554

Ducted units 555
FWE-CT/CF low ESP 555
FWP-AT medium ESP 556
FWB-BT medium ESP 557
FWN-AT/AF medium ESP 558
FWD-AT/AF high ESP 559

Options & accessories 560

Fan coil units with BLDC motor

As more buildings undergo renovation, the need to be able to deliver high indoor air quality in a specific space in an **efficient and cost-effective way** without having to do a radical re-fit of the entire HVAC system has made fan coil technology an obvious solution.

Daikin has a full capacity range of **aesthetically pleasing** fan coil units with advanced controls that reliably deliver **excellent comfort levels**. And by using a refined range of advanced DC fan motors, we are able to offer flexibility while maintaining very low noise levels.

Why choose Daikin fan coil units?

- The new brushless DC ranges reflect Daikin's commitment to developing highly efficient fan coil units that help to reduce energy consumption, without compromising on reliability and performance.
- High level quality is written large for us and we are pleased to offer high technology solutions to the market.

Benefits for the installer

› Reduced amount of sizes: less stock space needed
› Modular designs for multiple configurations
› Easy integration in BMS system via modbus protocol

Benefits for the consultant

› Best solution in the market in order to have top efficiency, best comfort and lowest sound levels
› Product flexibility: wide range of options, accessories and controls

Benefits for the end user

› High comfort level
› Up to 70% savings on running costs with a BLDC fan motor
› Controller with timer programmed operating mode
› FWECSA controller that can satisfy all customer requirements in terms of FCU management

Fan coil unit software

Select your unit via our selection software

› Selection logic is based on cooling and/or heating mode conditions entered by the user
› A detailed report including technical specifications and wiring diagram can be printed.

Download the software from the business portal. Fan coil selection is available in the software finder.

Payback tool

Prove quickly the saving in electric costs using the new BLDC motor technology compared to the AC motor technology via our payback tool. The tool can be downloaded from the business portal. Search for: BLDC payback tool

BLDC fan motors Video

Learn more on the advantages of BLDC fan motors in Fan coil units:

Check on YouTube

www.youtube.com/DaikinEurope

Benefits of brushless inverter technology on fan coil units:

Higher efficiency than AC (Alternative Current) motor

› Up to 70% energy savings
› No heat generation
› No power losses
› Higher efficiency than AC motors to reach set point

High comfort level

› Less fluctuation of air temperature and relative humidity
› More consistent output level
› Stepless speed change for gradual air output
› More accurate adjustments to reach set point

Low sound levels

› Lower minimum rotation speed
› No start-stop sequence
› Gradual air output

High flexibility level

› Multiple configurations: cassettes, floorstanding units, flexi type units with or without cabinet and ducted units
› Wide capacity range in heating and cooling
› Different piping topologies and connection valves



FWN-AT/AF

FWG-AT/AF

FWR-AT/AF

FWS-AT/AF

FWC-BT/BF

FWP-AT

FWZ-AT/AF

Products overview

Type	Model	Product name	Fan motor type	Capacity
Round flow cassette	Round flow cassette - 900 x 900 cassette - 360° air discharge ensures uniform air flow - Integrated fresh air intake - Easy installation in corners - Standard drain pump with 850 mm lift	FWC-BT/BF	BLDC	Cooling: 4.0 - 8.7 kW Heating: 5.5 -12.1 kW
4-way blow ceiling mounted cassette	4-way blow ceiling mounted cassette - 900 x 900 cassette - High efficiency, continuous air flow regulation and fan speed modulation - Reduced sound emissions - Easy installation and maintenance	FWG-AT/AF	BLDC	Cooling: 2.0~ 11.75 kW Heating: 3.3~ 15.65 kW
	4-way blow ceiling mounted cassette - 600 x 600 cassette - Integrated fresh air intake - Horizontal auto swing - Easy installation in corners - Standard drain pump with 750 mm lift	FWF-BT/BF	AC	Cooling: 1.4 - 5.2 kW Heating: 2.3 - 6.7 kW
	4-way blow ceiling mounted cassette - 600 x 600 cassette - Easy installation and maintenance - High power air flow - Standard drain pump with 700 mm lift	FWF-CT	AC	Cooling: 1.91 - 4.54 kW Heating: 2.64 - 5.28 kW
Floor standing units	Floor standing unit - For vertical mounting - Continuous air flow regulation and fan speed modulation - Up to 70% energy savings - Low sound levels	FWZ-AT/AF	BLDC	Cooling: 2.64 - 10.08 kW Heating: 2.46 - 11.18 kW
	Floor standing unit - For horizontal or vertical concealed mounting - Insulated valve packages, no extra drain pan required - Fast-on connections for electrical options: no tools needed - Easy maintenance	FWV-DAT/DAF	AC	Cooling: 1.46 -8.02 kW Heating: 1.90 - 10.03 kW
Flexi type units	Flexi type unit - For horizontal or vertical mouting - Continuous air flow regulation and fan speed modulation - Up to 70% energy savings - Low sound levels	FWR-AT/AF	BLDC	Cooling: 2.64 - 10.08 kW Heating: 2.46- 11.18 kW
	Flexi type unit - For horizontal or vertical concealed mounting - Insulated valve packages, no extra drain pan required - Fast-on connections for electrical options: no tools needed - Easy maintenance	FWL-DAT/DAF	AC	Cooling: 1.46 - 8.02 kW Heating: 1.90 - 10.03 kW
	Concealed flexi type unit - For horizontal or vertical concealed mounting - Continuous air flow regulation and fan speed modulation - Up to 70% energy savings - Low sound levels	FWS-AT/AF	BLDC	Cooling: 2.64 - 10.08 kW Heating: 2.46 - 11.18 kW
	Concealed flexi type unit - For horizontal or vertical concealed mounting - Insulated valve packages, no extra drain pan required - Fast-on connections for electrical options: no tools needed - Easy maintenance	FWM-DAT/DAF	AC	Cooling: 1.46 -8.02 kW Heating: 1.90 - 10.03 kW
Wall mounted unit	Wall mounted unit - High aesthetic cabinet design - Optimum air distribution - Easy installation - 3-speed fan motor	FWT-CT	AC	Cooling: 2.43 - 5.28 kW Heating: 3.22 - 7.33 kW
Ducted units	Ducted unit with low ESP - For horizontal concealed mounting - Available static pressure up to 30 Pa - Easy installation and maintenance - 4-speed fan motor - High power air flow	FWE-CT/CF	AC	Cooling: 2.10 - 9.96 kW Heating: 2.3 - 13.00 kW
	Ducted unit with medium ESP - For horizontal concealed mounting - Instant adjustment to temperature and relative humidity changes - Available static pressure up to 70 Pa - Low sound levels	FWP-AT	BLDC	Cooling: 2.61 - 6.47 kW Heating: 5.47 - 12.28 kW
	Ducted unit with medium ESP - For horizontal concealed mounting - Available static pressure up to 60 Pa - 7-speed electrical motors (thermal protection on windings) - Easy maintenance	FWB-BT	AC	Cooling: 2.61 - 10.34 kW Heating: 5.47 - 18.78 kW
	Ducted unit with medium ESP - For horizontal or vertical concealed mounting - Avaiable static pressure up to 70 Pa - Easy maintenance	FWN-AT/AF	BLDC	Cooling: 2.83 - 8.75 kW Heating: 3.63 - 18.10 kW
	Ducted unit with high ESP - For horizontal or vertical concealed mounting - Available static pressure from 60 up to 145 Pa - Easy maintenance	FWD-AT/AF	AC	Cooling: 3.90 - 18.30 kW Heating: 4.05 - 21.92 kW

Capacity class

	1	15	2	25	3	35	4	5	6	7	8	9	10	11	12	16	18
									•	•	•	•					
								•			•			•			
			•		•		•	•									
			•		•		•										
			•		•				•		•						
	•	•	•	•	•	•	•		•		•		•				
			•		•				•		•						
	•	•	•	•	•	•	•		•		•		•				
			•		•				•		•						
	•	•	•	•	•	•	•		•		•		•				
			•		•		•	•	•								
			•		•		•		•	•	•		•				
			•		•		•	•	•	•							
			•		•		•	•	•	•	•	•	•				
							•	•	•	•	•		•				
							•		•		•		•		•	•	•

ROUND FLOW

Round flow cassette

BLDC fan motor unit for ceiling mounting. 360° air discharge

- 360° air discharge ensures uniform air flow and temperature distribution
- Modern style decoration panel in white (RAL9010)
- Optional fresh air intake
- Comfortable horizontal air discharge ensures draughtfree operation and prevents ceiling soiling
- Possibility to shut 1 or 2 flaps for easy installation in corners

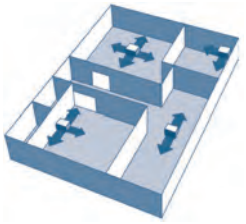

- Standard drain pump with 675mm lift increases flexibility and installation speed

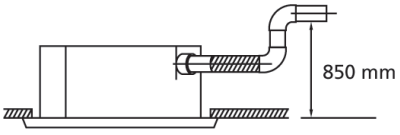

FWC-BT/BF

BRC7E532F/533F

BRC315D7

Indoor unit			FWC-BT/BF	06	07	08	09	06	07	08	09
				2-pipe				4-pipe			
Cooling capacity (standard conditions)	Latent capacity	High	kW	1.3	1.4	1.5	1.6	1.7		1.8	1.9
	Sensible capacity	Low	kW	2.8	3.3	3.5	4.1	3.1	3.3	3.5	4.0
		Medium	kW	3.5	4.0	4.5	5.3	3.6	4.0	4.5	5.2
		High	kW	4.2	4.7	5.7	6.5	4.2	4.6	5.4	6.4
	Total capacity	Low	kW	3.9	4.5	4.8	5.4	4.3	4.6	4.8	5.7
		Medium	kW	4.7	5.3	5.9	6.8	5.1	5.6	6.2	6.9
		High	kW	5.5	6.1	7.2	8.1	5.9	6.3	7.2	8.3
Heating capacity (standard conditions)		Low	kW	4.8	5.5	5.8	7.0	5.2	5.5	5.8	6.8
		Medium	kW	5.8	6.6	7.6	8.8	6.1	6.7	7.6	8.7
		High	kW	6.8	7.7	9.2	10.6	6.9	7.8	9.2	10.4
Power input			kW	0.034	0.037	0.039	0.045	0.035	0.038	0.040	0.046
			kW	0.040	0.046	0.058	0.076	0.041	0.047	0.059	0.077
			kW	0.045	0.054	0.077	0.107	0.046	0.055	0.077	0.107
FCEER				116	119	113	104	124	120	112	106
FCCOP				143	147	141	137	149	144	138	131
Dimensions	Unit	HeightxWidthxDepth	mm	288x840x840							
Weight	Unit		kg	26				29			
Fan	Type			Turbo fan							
	Quantity			1							
	Air flow rate	Low	m^3/h	720	834	888	1,044	708	804	852	1,014
		Medium	m^3/h	894	1,038	1,200	1,410	864	1,002	1,164	1,374
		High	m^3/h	1,068	1,236	1,518	1,776	1,032	1,200	1,476	1,746
Total sound power level	Low		dBA	31.0	33.0	36.0	40.0	33.0	36.0		40.0
	Medium		dBA	36.0	39.0	44.0	49.0	36.0	39.0	44.0	49.0
	High		dBA	43.0	47.0	53.0	57.0	43.0	47.0	53.0	57.0
Sound pressure level	Low		dBA	21.0	22.0	24.0	28.0	21.0	22.0	24.0	28.0
	Medium		dBA	24.0	28.0	32.0	37.0	24.0	28.0	32.0	37.0
	High		dBA	29.0	33.0	39.0	43.0	29.0	33.0	39.0	43.0
Piping connections	Drain	OD	mm	VP25 (External dia.32 / internal dia. 25)							
Power supply	Phase/Frequency/Voltage		Hz/V	1~/50/220-240							

4-way blow ceiling mounted cassette

BLDC fan motor unit for ceiling mounting. High efficiency, continuous air flow regulation and fan speed modulation

- Up to 70% energy savings with brushless DC motor technology compared to traditional technology
- Instant adjustment to temperature and relative humidity changes
- Continuous modulation of fan speed resulting in reduced sound emissions, in comparison with fixed speed AC motor fan coil units
- Easy installation and maintenance

FWG-AT/AF

BRC51A61

BRC52A61

				FWG-AT/AF	05	08	11	05	08	11
					2-pipe			4-pipe		
Cooling capacity (standard conditions)	Sensible capacity	Low	kW		2.53	4.23	5.50	2.23	3.78	4.86
		Medium	kW		3.42	5.36	6.89	2.97	4.80	5.98
		High	kW		4.47	6.34	8.25	3.81	5.66	7.05
	Total capacity	Low	kW		3.49	5.77	7.81	2.79	4.97	6.46
		Medium	kW		4.63	7.20	9.62	3.58	6.05	7.67
		High	kW		5.86	8.71	11.63	4.36	7.11	8.88
Heating capacity (standard conditions)	Capacity	Low	kW		4.75	7.60	9.65	4.45	7.09	10.09
		Medium	kW		5.95	9.45	11.75	5.47	8.51	11.82
		High	kW		7.10	11.20	13.70	6.74	9.86	13.79
Power input	Low		kW		0.02	0.03	0.05	0.02	0.04	0.05
	Medium		kW		0.04	0.06	0.10	0.03	0.06	0.09
	High		kW		0.049	0.093	0.130	0.047	0.100	0.130
FCEER					B			A	B	
FCCOP					B		C	A	B	
Dimensions	Unit	Height x Width x Depth	mm		265 x 820 x 820		300 x 820 x 820	265 x 820 x 820	268 x 820 x 820	300 x 820 x 820
Weight	Unit		kg		26.0	28.0	32.0	26.0	28.0	32.0
	Operation weight		kg		32	34	39	35	34	39
Casing	Colour				Without powder paint					
Decoration panel	Dimensions	Unit Height x Width x Depth	mm		85 x 990 x 990					
	Weight		kg		4.0					
Heat exchanger	Water volume		l		1	2		1	2	
Water flow	Cooling	Low	l/h		1,030	1,530	2,040	770	1,250	1,570
		Medium	l/h		1,030	1,530	2,040	770	1,250	1,570
		High	l/h		1,030	1,530	2,040	770	1,250	1,570
	Heating	Low	l/h		1,030	1,530	2,040	670	970	1,360
		Medium	l/h		1,030	1,530	2,040	670	970	1,360
		High	l/h		1,030	1,530	2,040	670	970	1,360
Fan	Type				Turbo fan					
	Quantity				1					
	Air flow rate	Low	m^3/h		595	951	1,155	595	951	1,155
		Medium	m^3/h		799	1,223	1,478	799	1,223	1,478
		High	m^3/h		1,053	1,512	1,801	1,053	1,512	1,801
Air filter	Type				Washable Saranet					
Total sound power level	Low		dBA		34	49		34	49	
	Medium		dBA		40	52	55	40	52	55
	High		dBA		46	57	59	46	57	59
Sound pressure level	Low		dBA		23	37	41	23	37	41
	Medium		dBA		31	42	46	31	42	46
	High		dBA		37	47	51	37	47	51
Piping connections	Drain	OD	mm		19					
Power supply	Phase/Frequency/Voltage		Hz/V		1N~/50/220-240					
Current input	Low		A		0.13	0.28	0.35	0.13	0.28	0.35
	Medium		A		0.19	0.43	0.55	0.19	0.43	0.55
	High		A		0.26	0.74	0.95	0.26	0.74	0.95

4-way blow ceiling mounted cassette

AC fan motor unit for ceiling mounting.
Possibility to shut 1 or 2 flaps

- Modern style decoration panel in white (RAL9010)
- Compact casing (570mm in width and depth) enables unit to fit flush into ceilings and match standard architectural modules, without cutting ceiling tiles
- Comfortable horizontal auto swing ensures draughtfree operation and prevents ceiling soiling
- Optional fresh air intake
- Possibility to shut 1 or 2 flaps for easy installation in corners
- Standard drain pump with 750mm lift increases flexibility and installation speed

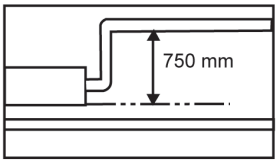

FWF-BT/BF

BRC7E530/531

BRC315D7

Indoor unit			FWF-BT	02	03	04	05	02	03	04	05
				2-pipe				4-pipe			
Cooling capacity (standard conditions)	Latent capacity	High	kW	0.3	1.0	1.3	1.4	0.3	1.1	1.3	1.4
	Sensible capacity	Low	kW	1.0	1.4		1.8	1.0			1.6
		Medium	kW	1.2	1.7	2.0	2.7	1.2	1.5	1.9	2.5
		High	kW	1.4	2.0	2.7	3.5	1.5	1.8	2.5	3.2
	Total capacity	Low	kW	1.3	2.4		2.8	1.3	1.6		2.6
		Medium	kW	1.5	2.7	3.1	4.0	1.5	2.4	3.1	3.8
		High	kW	1.7	3.0	4.0	4.9	1.8	2.9	3.8	4.6
Heating capacity (standard conditions)		Low	kW	1.9	2.7		3.0	2.4	2.6		3.2
		Medium	kW	2.1	2.9	3.5	4.4	2.9	3.1	3.7	4.7
		High	kW	2.4	3.3	4.5	5.6	3.3	3.6	4.7	5.7
Power input			kW	0.060		0.055	0.062	0.060	0.055		0.066
			kW	0.067		0.070	0.089	0.067	0.062	0.074	0.093
			kW	0.074		0.090	0.118	0.074		0.094	0.121
FCEER				22	40	44	45	22	33	34	40
FCCOP				32	45	49		41	48		49
Dimensions	Unit	HeightxWidthxDepth	mm	285 x575x575							
Weight	Unit		kg	19				20			
Fan	Type			Turbo fan							
	Quantity			1							
	Air flow rate	Low	m^3/h	300	318		420	318	300		390
		Medium	m^3/h	384	390	486	648	390	366	456	612
		High	m^3/h	456	468	660	876	468	438	618	822
Total sound power level	Low		dBA	36.0	38.0		42.0	36.0	38.0	41.0	44.0
	Medium		dBA	40.0		44.0	49.0	40.0	42.0	46.0	51.0
	High		dBA	44.0		50.0	55.0	44.0	46.0	52.0	57.0
Sound pressure level	Low		dBA	26.0			30.0	26.0	27.0		32.0
	Medium		dBA	27.0		33.0	39.0	27.0	29.0	35.0	41.0
	High		dBA	31.0		40.0	45.0	31.0	33.0	42.0	47.0
Piping connections	Drain	OD	mm	VP20 (External dia.26 / Internal dia. 20)							
Power supply	Phase/Frequency/Voltage		Hz/V	1~/50/220-440							

4-way blow ceiling mounted cassette

AC fan motor unit for ceiling mounting

- 4 way air discharge and air swing
- Compact casing (570mm in width and depth) enables unit to fit flush into ceilings and match standard architectural modules, without cutting ceiling tiles
- Wide operating range
- Air suction from underneath
- Easy installation and maintenance
- Built-in high pressure drain pump with 700mm lift
- Double-intake centrifugal fans
- High power air flow
- 3-speed fan motor
- Infrared remote control as standard with decoration panel kit

FWF-CT

MERCA

WRC-HPC

SRC-HPA

				FWF-CT	02	03	04
					2-pipe		
Cooling capacity (standard conditions)	Sensible capacity 2-pipe	Low		kW	1.39	1.83	2.36
		Medium		kW	1.62	2.37	2.71
		High		kW	1.85	2.87	3.29
	Total capacity 2-pipe	Low		kW	1.86	2.73	3.30
		Medium		kW	2.15	3.46	3.74
		High		kW	2.43	4.04	4.46
Heating capacity (standard conditions)	Capacity 2-pipe	Low		kW	2.08	2.18	2.91
		Medium		kW	2.50	3.08	3.40
		High		kW	3.03	3.88	4.37
Power input	Low			kW	0.05		0.07
	Medium			kW	0.05	0.06	0.07
	High			kW	0.063	0.064	0.079
FCEER					E	D	E
FCCOP					E		
Dimensions	Unit	Height x Width x Depth		mm	250 x 570 x 570		
Weight	Unit			kg	15.0	17.0	
	Operation weight			kg	19	21	
Decoration panel	Dimensions	Unit	Height x Width x Depth	mm	45 x 460 x 460		
	Weight			kg	3.0		
Heat exchanger	Water volume			l	0	1	
Water flow	Cooling	Low		l/h	460	780	810
		Medium		l/h	460	780	810
		High		l/h	460	780	810
	Heating	Low		l/h	460	780	810
		Medium		l/h	460	780	810
		High		l/h	460	780	810
Fan	Type				Turbo fan		
	Quantity				1		
	Air flow rate	Low		m^3/h	391	374	476
		Medium		m^3/h	493	527	561
		High		m^3/h	646	680	748
Air filter	Type				Washable Saranet		
Total sound power level	Low			dBA	39	41	45
	Medium			dBA	45	47	49
	High			dBA	52	54	56
Sound pressure level	Low			dBA	29	30	36
	Medium			dBA	35	38	40
	High			dBA	42	45	48
Piping connections	Drain	OD		mm	19.05		
Power supply	Phase/Frequency/Voltage			Hz/V	1N~/50/220-240		
Current input	Low			A	0.21	0.24	0.31
	Medium			A	0.23	0.25	0.32
	High			A	0.28		0.35

Floor standing unit

BLDC fan motor unit for vertical mounting. Continuous air flow regulation and fan speed modulation

- Up to 70% energy savings with brushless DC motor technology compared to traditional technology
- Instant adjustment to temperature and relative humidity changes
- Low operating sound level
- Highly flexible solutions: multiple sizes, piping topologies and connection valves
- Requires very little installation space

FWZ-AT/AF

FWEC3A

FWECSA

				FWZ-AT/AF	02	03	06	02	03	06
					2-pipe			4-pipe		
Cooling capacity (standard conditions)	Latent capacity	High	kW		0.54	0.82	0.98	0.33	0.80	1.19
	Sensible capacity	Low	kW		1.04	1.25	2.31	0.97	1.23	2.27
		Medium	kW		1.30	1.69	2.90	1.21	1.65	2.85
		High	kW		1.49	2.09	3.62	1.44	2.06	3.54
	Total capacity	Low	kW		1.35	1.75	2.99	1.25	1.72	3.10
		Medium	kW		1.69	2.37	3.64	1.55	2.32	3.79
		High	kW		1.94	2.91	4.48	1.77	2.86	4.64
Heating capacity (standard conditions)	Capacity	Low	kW		1.50	1.76	3.36	1.36	1.88	3.55
		Medium	kW		1.81	2.37	4.11	1.56	2.31	4.07
		High	kW		2.15	2.94	4.88	1.76	2.68	4.64
Power input	Low		kW		0.01					
	Medium		kW		0.01		0.02	0.01		0.02
	High		kW		0.019	0.016	0.033	0.019	0.016	0.033
FCEER					B	A		B	A	
FCCOP					B	A		B	A	
Dimensions	Unit	Height x Width x Depth	mm		564 x 774 x 226	564 x 984 x 226	564 x 1,190 x 226	564 x 774 x 226	564 x 984 x 226	564 x 1,190 x 226
Weight	Unit		kg		20.6	26.7	32.3	20.6	26.7	32.3
Casing	Colour				White - RAL9010					
Heat exchanger	Water volume		l		1					
Additional heat exchanger	Water volume		l			-			0	
Water flow	Cooling	Low	l/h		234	302	515	216	297	535
		Medium	l/h		292	408	628	267	400	654
		High	l/h		337	503	774	307	493	802
	Heating	Low	l/h		260	301	575	119	165	311
		Medium	l/h		315	408	709	136	202	357
		High	l/h		373	506	866	154	234	406
Fan	Type				Centrifugal					
	Quantity				1	2		1	2	
	Air flow rate	Low	m^3/h		211	241	470	205	237	460
		Medium	m^3/h		271	341	605	261	332	593
		High	m^3/h		344	442	785	327	431	763
Air filter	Type				Polypropylene net					
Total sound power level	Low		dBA		40	36	43	38	33	48
	Medium		dBA		44	42	49	44	41	53
	High		dBA		50	48	56	50	47	58
Sound pressure level	Low		dBA		35	31	38	33	28	43
	Medium		dBA		39	37	44	39	36	48
	High		dBA		45	43	51	45	42	54
Electric heater	Power input		kW		1.5	1.6	2.0	1.5	1.6	2.0
Piping connections	Drain	OD	mm		16					
Power supply	Phase/Frequency/Voltage		Hz/V		1~/50/230					

Floor standing unit

AC fan motor unit for vertical mounting

- Quick fixing system for wall mounted installation
- Pre-assembled 3-way/4-port on/off valves are available
- Valve packages are insulated, no extra drain pan required
- Valve packages contain balancing valves and sensor pocket
- Fast-on connections for electrical options: no tools needed
- The air filter can easily be removed for cleaning
- Electric heater: no relay up to 2kW capacity
- Electric heater: equipped with two overheat cut-out thermostats

FWV-DAT/DAF

FWEC1,2,3A

FWECSA

ECFWMB6

FWV-DAT/DAF				01	15	02	25	03	35	04	06	08	10	01	15	02	25	03	35	04	06	08	10
				2-pipe										4-pipe									
Cooling capacity (standard conditions)	Latent capacity	High	kW	0.34	0.44	0.54		0.82	0.76	1.18	0.98	1.80	2.06	0.32	0.42	0.33	0.53	0.80	0.75	1.17	1.19	1.79	2.03
	Sensible capacity	Low	kW	0.77	0.93	0.98	1.15	1.23	1.41	1.76	2.27	2.75	2.94	0.73	0.91	0.96	1.14	1.21	1.40	1.74	2.23	2.73	2.91
		Medium	kW	0.94	1.10	1.20	1.53	1.66	1.99	2.39	2.85	3.70	4.46	0.87	1.07	1.18	1.50	1.62	1.96	2.36	2.80	3.67	4.40
		High	kW	1.16	1.25	1.37	1.82	2.05	2.69	3.05	3.55	4.73	5.72	1.10	1.22	1.41	1.79	2.01	2.61	2.99	3.47	4.67	5.61
	Total capacity	Low	kW	1.02	1.24	1.34	1.57	1.73	1.94	2.47	2.95	3.88	4.00	0.97	1.22	1.24	1.55	1.70	1.92	2.44	3.06	3.84	3.96
		Medium	kW	1.21	1.48	1.66	1.99	2.34	2.58	3.21	3.59	5.14	6.07	1.11	1.44	1.52	1.96	2.29	2.54	3.17	3.74	5.10	5.99
		High	kW	1.50	1.69	1.91	2.36	2.87	3.45	4.23	4.41	6.53	7.78	1.42	1.64	1.74	2.32	2.81	3.36	4.16	4.57	6.46	7.64
Heating capacity (standard conditions)	Capacity	Low	kW	1.21	1.45	1.50	1.74	1.76	2.39	2.47	3.31	3.97	4.39	1.31	1.36		1.78	1.88	2.82	2.73	3.55	5.02	4.85
		Medium	kW	1.48	1.72	1.81	2.26	2.37	3.13	3.24	4.08	5.17	6.53	1.49	1.56		2.18	2.31	3.47	3.22	4.07	6.02	6.29
		High	kW	1.82	1.84	2.15	2.70	2.94	4.05	4.24	4.98	6.49	8.37	1.66	1.76		2.53	2.68	4.20	3.82	4.64	6.97	7.35
Power input	Low		kW	0.02	0.03	0.02	0.03		0.04		0.05	0.09	0.11	0.02	0.03	0.02	0.03		0.04		0.05	0.09	0.11
	Medium		kW	0.03	0.04				0.05	0.06	0.07	0.13	0.17	0.03	0.04				0.05	0.06	0.07	0.13	0.17
	High		kW	0.037	0.053		0.057	0.056	0.065	0.098		0.182	0.244	0.037	0.053		0.057	0.056	0.065	0.098		0.182	0.244
FCEER				E				D	E	D		E		E				D	E	D		E	
FCCOP				E					D			E							D			E	
Dimensions	Unit	Height x Width x Depth	mm	564 x 774 x 226			564 x 984 x 226		564 x 1,190 x 226			564 x 1,400 x 251		564 x 774 x 226			564 x 984 x 226		564 x 1,190 x 226			564 x 1,400 x 251	
Weight	Unit		kg	19.7		20.6	25.5	26.7	31.0	30.4	32.3	41.4	41.6	19.7		20.6	25.5	26.7	31.0	30.4	32.3	41.4	41.6
Casing	Colour			White - RAL9010																			
Heat exchanger	Water volume		l	0		1						2		0		1						2	
Additional heat exchanger	Water volume		l	-										0								1	
Water flow	Cooling	Low	l/h	179	216	234	275	302	340	431	515	682	706	169	212	216	272	297	336	425	535	676	699
		Medium	l/h	213	261	292	348	408	451	561	628	905	1,071	196	254	267	343	400	447	554	654	898	1,058
		High	l/h	264	299	337	415	503	602	743	774	1,152	1,376	250	291	307	409	493	594	730	802	1,138	1,352
	Heating	Low	l/h	211	252	260	302	301	415	430	575	690	764	115	120	119	156	165	247	238	311	440	425
		Medium	l/h	256	300	315	393	408	545	563	709	898	1,135	130	137	136	191	202	304	281	357	527	551
		High	l/h	317	320	373	469	506	704	736	866	1,129	1,455	146	154		222	234	368	334	406	610	643
Fan	Type			Centrifugal																			
	Quantity			1			2							1			2						
	Air flow rate	Low	m^3/h	178	211		241		320	361	470	570	642	174	205		238	237	316	356	460	565	636
		Medium	m^3/h	233	271		341		450	497	605	771	1,022	225	261		334	332	444	490	593	765	1,007
		High	m^3/h	319	344		442		640	706	785	1,011	1,393	307	330	327	432	431	628	690	763	998	1,362
Air filter	Type			Polypropylene net																			
Total sound power level	Low		dBA	37	38	40	35	36	35		43	47	49	33	40	38	34	33	36	39	48	46	48
	Medium		dBA	42	44		43	42	43		49	54	60	39	44		43	41	45	46	53	54	58
	High		dBA	47	49	50	48		52	53	56	61	67	45	49	50	48	47	53	56	58	60	66
Sound pressure level	Low		dBA	32	33	35	30	31	30		38	42	44	28	33		29	28	29	32	43	41	43
	Medium		dBA	37	39		38	37	38		44	49	55	34	39		38	36	38	41	48	49	53
	High		dBA	42	44	45	43		47	48	51	56	62	40	44	45	43	42	46	51	54	55	61
Electric heater	Power input		kW	1.0	1.5		1.6		2.0			3.0		1.0	1.5		1.6		2.0			3.0	
Piping connections	Drain	OD	mm	16																			
Power supply	Phase/Frequency/Voltage		Hz/V	1~/50/230																			
Current input	Low		A	0.09	0.11		0.14		0.19			0.39	0.54	0.09	0.11		0.14		0.19			0.39	0.54
	Medium		A	0.11	0.14		0.20		0.29		0.28	0.57	0.78	0.11	0.14		0.20		0.29		0.28	0.57	0.78
	High		A	0.16	0.20		0.27		0.40		0.39	0.80	1.07	0.16	0.20		0.27		0.40		0.39	0.80	1.07

Flexi type unit

BLDC fan motor unit for horizontal or vertical mounting. Continuous air flow regulation and fan speed modulation

- For wall or ceiling mounted installation: ideal solution for spaces with no false ceilings
- Up to 70% energy savings with brushless DC motor technology compared to traditional technology
- Instant adjustment to temperature and relative humidity changes
- Low operating sound level
- Highly flexible solutions: multiple sizes, piping topologies and connection valves
- Requires very little installation space

FWR-AT/AF

FWEC3A

FWECSA

				FWR-AT/AF	02	03	06	02	03	06
					2-pipe			4-pipe		
Cooling capacity (standard conditions)	Latent capacity	High	kW		0.54	0.82	0.98	0.33	0.80	1.19
	Sensible capacity	Low	kW		1.04	1.25	2.31	0.97	1.23	2.27
		Medium	kW		1.30	1.69	2.90	1.21	1.65	2.85
		High	kW		1.49	2.09	3.62	1.44	2.06	3.54
	Total capacity	Low	kW		1.35	1.75	2.99	1.25	1.72	3.10
		Medium	kW		1.69	2.37	3.64	1.55	2.32	3.79
		High	kW		1.94	2.91	4.48	1.77	2.86	4.64
Heating capacity (standard conditions)	Capacity	Low	kW		1.50	1.76	3.36	1.36	1.88	3.55
		Medium	kW		1.81	2.37	4.11	1.56	2.31	4.07
		High	kW		2.15	2.94	4.88	1.76	2.68	4.64
Power input	Low		kW		0.01					
	Medium		kW		0.01		0.02	0.01		0.02
	High		kW		0.019	0.016	0.033	0.019	0.016	0.033
FCEER					B	A		B	A	
FCCOP					B	A		B	A	
Dimensions	Unit	Height x Width x Depth	mm		564 x 774 x 246	564 x 984 x 246	564 x 1,190 x 246	564 x 774 x 246	564 x 984 x 246	564 x 1,190 x 246
Weight	Unit		kg		21.2	27.5	33.6	21.2	27.5	33.6
Casing	Colour				White - RAL9010					
Heat exchanger	Water volume		l		1					
Additional heat exchanger	Water volume		l		-			0		
Water flow	Cooling	Low	l/h		234	302	515	216	297	535
		Medium	l/h		292	408	628	267	400	654
		High	l/h		337	503	774	307	493	802
	Heating	Low	l/h		260	301	575	119	165	311
		Medium	l/h		315	408	709	136	202	357
		High	l/h		373	506	866	154	234	406
Fan	Type				Centrifugal					
	Quantity				1	2		1	2	
	Air flow rate	Low	m^3/h		211	241	470	205	237	460
		Medium	m^3/h		271	341	605	261	332	593
		High	m^3/h		344	442	785	327	431	763
Air filter	Type				Polypropylene net					
Total sound power level	Low		dBA		40	36	43	38	33	48
	Medium		dBA		44	42	49	44	41	53
	High		dBA		50	48	56	50	47	58
Sound pressure level	Low		dBA		35	31	38	33	28	43
	Medium		dBA		39	37	44	39	36	48
	High		dBA		45	43	51	45	42	54
Electric heater	Power input		kW		1.5	1.6	2.0	1.5	1.6	2.0
Piping connections	Drain	OD	mm		16					
Power supply	Phase/Frequency/Voltage		Hz/V		1~/50/230					

Flexi type unit

AC fan motor unit for horizontal or vertical mounting

- Quick fixing system for wall or ceiling mounted installation
- Pre-assembled 3-way/4-port on/off valves are available
- Valve packages are insulated, no extra drain pan required
- Valve packages contain balancing valves and sensor pocket
- Fast-on connections for electrical options: no tools needed
- The air filter can easily be removed for cleaning
- Electric heater: no relay up to 2kW capacity
- Electric heater: equipped with two overheat cut-out thermostats

FWL-DAT/DAF

FWEC1,2,3A

FWECSA

ECFWMB6

				FWL-DAT/DAF	01	15	02	25	03	35	04	06	08	10	01	15	02	25	03	35	04	06	08	10
					2-pipe										4-pipe									
Cooling capacity (standard conditions)	Latent capacity	High	kW		0.34	0.44	0.54		0.82	0.76	1.18	0.98	1.80	2.06	0.32	0.42	0.33	0.53	0.80	0.75	1.17	1.19	1.79	2.03
	Sensible capacity	Low	kW		0.77	0.93	0.98	1.15	1.23	1.41	1.76	2.27	2.75	2.94	0.73	0.91	0.96	1.14	1.21	1.40	1.74	2.23	2.73	2.91
		Medium	kW		0.94	1.10	1.20	1.53	1.66	1.99	2.39	2.85	3.70	4.46	0.87	1.07	1.18	1.50	1.62	1.96	2.36	2.80	3.67	4.40
		High	kW		1.16	1.25	1.37	1.82	2.05	2.69	3.05	3.55	4.73	5.72	1.10	1.22	1.41	1.79	2.01	2.61	2.99	3.47	4.67	5.61
	Total capacity	Low	kW		1.02	1.24	1.34	1.57	1.73	1.94	2.47	2.95	3.88	4.00	0.97	1.22	1.24	1.55	1.70	1.92	2.44	3.06	3.84	3.96
		Medium	kW		1.21	1.48	1.66	1.99	2.34	2.58	3.21	3.59	5.14	6.07	1.11	1.44	1.52	1.96	2.29	2.54	3.17	3.74	5.10	5.99
		High	kW		1.50	1.69	1.91	2.36	2.87	3.45	4.23	4.41	6.53	7.78	1.42	1.64	1.74	2.32	2.81	3.36	4.16	4.57	6.46	7.64
Heating capacity (standard conditions)	Capacity	Low	kW		1.21	1.45	1.50	1.74	1.76	2.39	2.47	3.31	3.97	4.39	1.31	1.36		1.78	1.88	2.82	2.73	3.55	5.02	4.85
		Medium	kW		1.48	1.72	1.81	2.26	2.37	3.13	3.24	4.08	5.17	6.53	1.49	1.56		2.18	2.31	3.47	3.22	4.07	6.02	6.29
		High	kW		1.82	1.84	2.15	2.70	2.94	4.05	4.24	4.98	6.49	8.37	1.66	1.76		2.53	2.68	4.20	3.82	4.64	6.97	7.35
Power input	Low		kW		0.02	0.03	0.02	0.03		0.04		0.05	0.09	0.11	0.02	0.03	0.02	0.03		0.04		0.05	0.09	0.11
	Medium		kW		0.03	0.04				0.05	0.06	0.07	0.13	0.17	0.03	0.04				0.05	0.06	0.07	0.13	0.17
	High		kW		0.037	0.053		0.057	0.056	0.065	0.098		0.182	0.244	0.037	0.053		0.057	0.056	0.065	0.098		0.182	0.244
FCEER					E				D	E	D		E						D	E	D		E	
FCCOP					E					D			E							D			E	
Dimensions	Unit	Height x Width x Depth	mm		564 x 774 x 246			564 x 984 x 246		564 x 1,190 x 246			564 x 1,400 x 271		564 x 774 x 246			564 x 984 x 246		564 x 1,190 x 246			564 x 1,400 x 271	
Weight	Unit		kg		20.6		21.2	26.5	27.5	32.5	33.5	33.6	43.1		20.6		21.2	26.5	27.5	32.5	33.5	33.6	43.1	
Casing	Colour				White - RAL9010																			
Heat exchanger	Water volume		l		0		1						2		0		1						2	
Additional heat exchanger	Water volume		l		-										0								1	
Water flow	Cooling	Low	l/h		179	216	234	275	302	340	431	515	682	706	169	212	216	272	297	336	425	535	676	699
		Medium	l/h		213	261	292	348	408	451	561	628	905	1,071	196	254	267	343	400	447	554	654	898	1,058
		High	l/h		264	299	337	415	503	602	743	774	1,152	1,376	250	291	307	409	493	594	730	802	1,138	1,352
	Heating	Low	l/h		211	252	260	302	301	415	430	575	690	764	115	120	119	156	165	247	238	311	440	425
		Medium	l/h		256	300	315	393	408	545	563	709	898	1,135	130	137	136	191	202	304	281	357	527	551
		High	l/h		317	320	373	469	506	704	736	866	1,129	1,455	146	154		222	234	368	334	406	610	643
Fan	Type				Centrifugal																			
	Quantity				1			2							1			2						
	Air flow rate	Low	m^3/h		178	211		241		320	361	470	570	642	174	205		238	237	316	356	460	565	636
		Medium	m^3/h		233	271		341		450	497	605	771	1,022	225	261		334	332	444	490	593	765	1,007
		High	m^3/h		319	344		442		640	706	785	1,011	1,393	307	330	327	432	431	628	690	763	998	1,362
Air filter	Type				Polypropylene net																			
Total sound power level	Low		dBA		37	38	40	35	36	35		43	47	49	33	40	38	34	33	36	39	48	46	48
	Medium		dBA		42	44		43	42	43		49	54	60	39	44		43	41	45	46	53	54	58
	High		dBA		47	49	50	48		52	53	56	61	67	45	49	50	48	47	53	56	58	60	66
Sound pressure level	Low		dBA		32	33	35	30	31	30		38	42	44	28	33		29	28	29	32	43	41	43
	Medium		dBA		37	39		38	37	38		44	49	55	34	39		38	36	38	41	48	49	53
	High		dBA		42	44	45	43		47	48	51	56	62	40	44	45	43	42	46	51	54	55	61
Electric heater	Power input		kW		1.0	1.5		1.6		2.0			3.0		1.0	1.5		1.6		2.0			3.0	
Piping connections	Drain	OD	mm		16																			
Power supply	Phase/Frequency/Voltage		Hz/V		1~/50/230																			
Current input	Low		A		0.09	0.11		0.14		0.19			0.39	0.54	0.09	0.11		0.14		0.19			0.39	0.54
	Medium		A		0.11	0.14		0.20		0.29		0.28	0.57	0.78	0.11	0.14		0.20		0.29		0.28	0.57	0.78
	High		A		0.16	0.20		0.27		0.40		0.39	0.80	1.07	0.16	0.20		0.27		0.40		0.39	0.80	1.07

Concealed flexi type unit

BLDC fan motor unit for horizontal or vertical concealed mounting. Continuous air flow regulation and fan speed modulation

- Blends unobtrusively with any interior décor: only the suction and discharge grilles are visible
- Up to 70% energy savings with brushless DC motor technology compared to traditional technology
- Instant adjustment to temperature and relative humidity changes
- Low operating sound level
- Highly flexible solutions: multiple sizes, piping topologies and connection valves

FWS-AT/AF

FWEC3A

FWECSA

				FWS-AT/AF	02	03	06	02	03	06
					2-pipe			4-pipe		
Cooling capacity (standard conditions)	Latent capacity	High	kW		0.54	0.82	0.98	0.33	0.80	1.19
	Sensible capacity	Low	kW		1.04	1.25	2.31	0.97	1.23	2.27
		Medium	kW		1.30	1.69	2.90	1.21	1.65	2.85
		High	kW		1.49	2.09	3.62	1.44	2.06	3.54
	Total capacity	Low	kW		1.35	1.75	2.99	1.25	1.72	3.10
		Medium	kW		1.69	2.37	3.64	1.55	2.32	3.79
		High	kW		1.94	2.91	4.48	1.77	2.86	4.64
Heating capacity (standard conditions)	Capacity	Low	kW		1.50	1.76	3.36	1.36	1.88	3.55
		Medium	kW		1.81	2.37	4.11	1.56	2.31	4.07
		High	kW		2.15	2.94	4.88	1.76	2.68	4.64
Power input	Low		kW		0.01					
	Medium		kW		0.01		0.02	0.01		0.02
	High		kW		0.019	0.016	0.033	0.019	0.016	0.033
FCEER					B	A		B	A	
FCCOP					B	A		B	A	
Dimensions	Unit	Height x Width x Depth	mm		535 x 584 x 224	535 x 794 x 224	535 x 1,000 x 224	535 x 584 x 224	535 x 794 x 224	535 x 1,000 x 224
Weight	Unit		kg		16.9	22.1	26.6	16.9	22.1	26.6
Heat exchanger	Water volume		l		1					
Additional heat exchanger	Water volume		l		-			0		
Water flow	Cooling	Low	l/h		234	302	515	216	297	535
		Medium	l/h		292	408	628	267	400	654
		High	l/h		337	503	774	307	493	802
	Heating	Low	l/h		260	301	575	119	165	311
		Medium	l/h		315	408	709	136	202	357
		High	l/h		373	506	866	154	234	406
Fan	Type				Centrifugal					
	Quantity				1	2		1	2	
	Air flow rate	Low	m^3/h		211	241	470	205	237	460
		Medium	m^3/h		271	341	605	261	332	593
		High	m^3/h		344	442	785	327	431	763
Air filter	Type				Polypropylene net					
Total sound power level	Low		dBA		40	36	43	38	33	48
	Medium		dBA		44	42	49	44	41	53
	High		dBA		50	48	56	50	47	58
Sound pressure level	Low		dBA		35	31	38	33	28	43
	Medium		dBA		39	37	44	39	36	48
	High		dBA		45	43	51	45	42	54
Electric heater	Power input		kW		1.5	1.6	2.0	1.5	1.6	2.0
Piping connections	Drain	OD	mm		16					
Power supply	Phase/Frequency/Voltage		Hz/V		1~/50/230					

Concealed flexi type unit

AC fan motor unit for horizontal or vertical concealed mounting

- Quick fixing system for wall or ceiling mounted installation
- Pre-assembled 3-way/4-port on/off valves are available
- Valve packages are insulated, no extra drain pan required
- Valve packages contain balancing valves and sensor pocket
- Fast-on connections for electrical options: no tools needed
- The air filter can easily be removed for cleaning
- Electric heater: no relay up to 2kW capacity
- Electric heater: equipped with two overheat cut-out thermostats

FWM-DAT/DAF

FWEC1,2,3A

FWECSA

				FWM-DAT/DAF	01	15	02	25	03	35	04	06	08	10	01	15	02	25	03	35	04	06	08	10
					2-pipe										4-pipe									
Cooling capacity (standard conditions)	Latent capacity	High	kW		0.34	0.44	0.54		0.82	0.76	1.18	0.98	1.80	2.06	0.32	0.42	0.33	0.53	0.80	0.75	1.17	1.19	1.79	2.03
	Sensible capacity	Low	kW		0.77	0.93	0.98	1.15	1.23	1.41	1.76	2.27	2.75	2.94	0.73	0.91	0.96	1.14	1.21	1.40	1.74	2.23	2.73	2.91
		Medium	kW		0.94	1.10	1.20	1.53	1.66	1.99	2.39	2.85	3.70	4.46	0.87	1.07	1.18	1.50	1.62	1.96	2.36	2.80	3.67	4.40
		High	kW		1.16	1.25	1.37	1.82	2.05	2.69	3.05	3.55	4.73	5.72	1.10	1.22	1.41	1.79	2.01	2.61	2.99	3.47	4.67	5.61
	Total capacity	Low	kW		1.02	1.24	1.34	1.57	1.73	1.94	2.47	2.95	3.88	4.00	0.97	1.22	1.24	1.55	1.70	1.92	2.44	3.06	3.84	3.96
		Medium	kW		1.21	1.48	1.66	1.99	2.34	2.58	3.21	3.59	5.14	6.07	1.11	1.44	1.52	1.96	2.29	2.54	3.17	3.74	5.10	5.99
		High	kW		1.50	1.69	1.91	2.36	2.87	3.45	4.23	4.41	6.53	7.78	1.42	1.64	1.74	2.32	2.81	3.36	4.16	4.57	6.46	7.64
Heating capacity (standard conditions)	Capacity	Low	kW		1.21	1.45	1.50	1.74	1.76	2.39	2.47	3.31	3.97	4.39	1.31	1.36		1.78	1.88	2.82	2.73	3.55	5.02	4.85
		Medium	kW		1.48	1.72	1.81	2.26	2.37	3.13	3.24	4.08	5.17	6.53	1.49	1.56		2.18	2.31	3.47	3.22	4.07	6.02	6.29
		High	kW		1.82	1.84	2.15	2.70	2.94	4.05	4.24	4.98	6.49	8.37	1.66	1.76		2.53	2.68	4.20	3.82	4.64	6.97	7.35
Power input	Low		kW		0.02	0.03	0.02	0.03		0.04		0.05	0.09	0.11	0.02	0.03	0.02	0.03		0.04	0.04	0.05	0.09	0.11
	Medium		kW		0.03	0.04	0.04			0.05	0.06	0.07	0.13	0.17	0.03	0.04				0.05	0.06	0.07	0.13	0.17
	High		kW		0.037	0.053	0.053	0.057	0.056	0.065	0.098		0.182	0.244	0.037	0.053		0.057	0.056	0.065	0.098		0.182	0.244
FCEER					E				D	E	D		E						D	E	D			
FCCOP					E					D			E							D			E
Dimensions	Unit	Height x Width x Depth	mm		535 x 584 x 224			535 x 794 x 224		535 x 1,000 x 224			535 x 1,210 x 249		535 x 584 x 224			535 x 794 x 224		535 x 1,000 x 224			535 x 1,210 x 249	
Weight	Unit		kg		16.5		16.9	21.4	22.1	26.3	26.4	26.6	35.4		16.5		16.9	21.4	22.1	26.3	26.4	26.6	35.4	
Heat exchanger	Water volume		l		0		1						2		0		1						2	
Additional heat exchanger	Water volume		l		-										0								1	
Water flow	Cooling	Low	l/h		179	216	234	275	302	340	431	515	682	706	169	212	216	272	297	336	425	535	676	699
		Medium	l/h		213	261	292	348	408	451	561	628	905	1,071	196	254	267	343	400	447	554	654	898	1,058
		High	l/h		264	299	337	415	503	602	743	774	1,152	1,376	250	291	307	409	493	594	730	802	1,138	1,352
	Heating	Low	l/h		211	252	260	302	301	415	430	575	690	764	115	120	119	156	165	247	238	311	440	425
		Medium	l/h		256	300	315	393	408	545	563	709	898	1,135	130	137	136	191	202	304	281	357	527	551
		High	l/h		317	320	373	469	506	704	736	866	1,129	1,455	146	154		222	234	368	334	406	610	643
Fan	Type				Centrifugal																			
	Quantity				1			2							1			2						
	Air flow rate	Low	m^3/h		178	211	211	241		320	361	470	570	642	174	205		238	237	316	356	460	565	636
		Medium	m^3/h		233	271	271	341		450	497	605	771	1,022	225	261		334	332	444	490	593	765	1,007
		High	m^3/h		319	344	344	442		640	706	785	1,011	1,393	307	330	327	432	431	628	690	763	998	1,362
Air filter	Type				Polypropylene net																			
Total sound power level	Low		dBA		37	38	40	35	36	35		43	47	49	33	40	38	34	33	36	39	48	46	48
	Medium		dBA		42	44	44	43	42	43		49	54	60	39	44		43	41	45	46	53	54	58
	High		dBA		47	49	50	48		52	53	56	61	67	45	49	50	48	47	53	56	58	60	66
Sound pressure level	Low		dBA		32	33	35	30	31	30		38	42	44	28	33		29	28	29	32	43	41	43
	Medium		dBA		37	39	39	38	37	38		44	49	55	34	39		38	36	38	41	48	49	53
	High		dBA		42	44	45	43		47	48	51	56	62	40	44	45	43	42	46	51	54	55	61
Electric heater	Power input		kW		1.0	1.5	1.5	1.6		2.0			3.0		1.0	1.5		1.6		2.0			3.0	
Piping connections	Drain	OD	mm		16																			
Power supply	Phase/Frequency/Voltage		Hz/V		1~/50/230																			
Current input	Low		A		0.09	0.11	0.11	0.14		0.19			0.39	0.54	0.09	0.11		0.14		0.19			0.39	0.54
	Medium		A		0.11	0.14	0.14	0.20		0.29		0.28	0.57	0.78	0.11	0.14		0.20		0.29		0.28	0.57	0.78
	High		A		0.16	0.20	0.20	0.27		0.40		0.39	0.80	1.07	0.16	0.20		0.27		0.40		0.39	0.80	1.07

Wall mounted unit

AC fan motor unit for wall mounting

- High aesthetic cabinet design
- Optimum air distribution
- Easy to install
- Wireless remote control up to 9 m distance
- 3-speed fan motor
- Wide operating range
- Low operating sound level thanks to tangential fan
- Insulated with self-extinguishing class 1 heat insulation
- Removable washable air filter (self-extinguishing class 1)

FWT-CT

MERCA

SRC-HPA

WRC-HPC

Indoor unit			FWT-CT	02	03	04	05	06
				2-pipe				
Cooling capacity (standard conditions)	Sensible capacity	Low	kW	1.50	1.49	1.91	2.77	3.22
		Medium	kW	1.73	1.69	2.21	3.00	3.52
		High	kW	1.82	1.99	2.60	3.38	4.03
	Total capacity	Low	kW	1.94	2.02	2.52	3.76	4.04
		Medium	kW	2.20	2.23	2.79	4.02	4.32
		High	kW	2.40	2.67	3.27	4.49	5.21
Heating capacity (standard conditions)	Capacity	Low	kW	2.06	2.25	2.75	4.03	4.83
		Medium	kW	2.41	2.62	3.29	4.51	5.38
		High	kW	2.71	2.96	3.71	5.07	6.23
Power input			kW	0.03			0.04	0.06
			kW	0.03		0.04	0.05	0.07
			kW	0.031	0.032	0.042	0.053	0.072
FCEER				D			C	D
FCCOP				C				
Dimensions	Unit	HeightxWidthxDepth	mm	288x800x206			310x1,070x224	
Weight	Unit		kg	9.00			14.0	
	Operation weight		kg	10			15	
Casing	Colour			White				
Heat exchanger	Water volume		l	1				
Air filter	Type			Washable Saranet				
Fan	Type			Cross flow fan				
	Quantity			1				
	Air flow rate	Low	m^3/h	340	374	442	663	782
		Medium	m^3/h	391	425	544	765	883
		High	m^3/h	442	476	629	866	1,053
Total sound power level	Low		dBA	36	39	45	47	51
	Medium		dBA	41	44	50	51	54
	High		dBA	45	48	55		59
Sound pressure level	Low		dBA	25		32	34	39
	Medium		dBA	29	30	39	38	42
	High		dBA	34	35	42		46
Water flow	Cooling	Low	l/h	420	460	570	780	910
		Medium	l/h	420	460	570	780	910
		High	l/h	420	460	570	780	910
	Heating	Low	l/h	420	460	570	780	910
		Medium	l/h	420	460	570	780	910
		High	l/h	420	460	570	780	910
Piping connections	Drain	OD	mm	19				
Power supply	Phase/Frequency/Voltage		Hz/V	1N~/50/220-240				
Current input	Low		A	0.17	0.19		0.25	0.31
	Medium		A	0.18	0.20		0.26	0.32
	High		A	0.19	0.20	0.21	0.29	0.34
Control systems	Infrared remote control			WRC-HPC				
	Wired remote control			MERCA / SRC-HPA				

Concealed ceiling unit with low ESP

AC fan motor unit for horizontal concealed mounting

- Easy installation and maintenance
- 4-speed fan motor
- High power air flow
- Wired electronic controllers range
- Available static pressure up to 50Pa
- Wide operating range
- Standard left and right side water connection
- Extended drain pan as standard
- Factory mounted valve (both left and right side)
- Nylon filter G2 class
- Polyethylene insulation

FWE-CT/CF

FWEC1,2,3A

FWECSA

			FWE-CT/CF	02	03	04	06	07	08	10	02	03	04	06	07	08	10
				2-pipe							4-pipe						
Cooling capacity (standard conditions)	Latent capacity	High	kW	0.48	0.70	0.91	1.38		1.67	2.16	0.48	0.70	0.69	1.39	1.41	1.70	2.22
		Super high	kW	0.56	0.78	1.07	1.51	2.00	1.82	2.38	0.55	0.79		1.56	1.62	1.88	2.46
	Sensible capacity	Low	kW	0.70	1.20	1.40	2.10	2.50	3.10	3.70	0.66	1.18	1.35	2.02	2.47	3.05	3.65
		Medium	kW	1.16	1.82	2.16	3.34	3.71	4.56	5.57	1.13	1.73	2.10	3.23	3.64	4.44	5.49
		High	kW	1.33	2.08	2.58	3.94	4.30	5.25	6.48	1.28	1.99	2.53	3.81	4.20	5.09	6.39
		Super high	kW	1.61	2.44	3.27	4.55	4.83	6.02	7.58	1.55	2.37	3.19	4.49	5.16	5.91	7.45
	Total capacity	Low	kW	0.90	1.40	1.80	2.80	3.10	3.90	4.90	0.85	1.40	1.63	2.72	3.10	3.88	4.88
		Medium	kW	1.60	2.45	2.96	4.56	4.94	6.07	7.51	1.56	2.36	2.70	4.47	4.91	5.98	7.49
		High	kW	1.81	2.78	3.49	5.32	5.68	6.92	8.64	1.76	2.69	3.22	5.20	5.61	6.79	8.61
		Super high	kW	2.17	3.22	4.34	6.06	6.83	7.84	9.96	2.10	3.16	3.98	6.05	6.78	7.79	9.91
Heating capacity (standard conditions)	Capacity	Low	kW	1.02	1.70	1.93	2.85	3.75	4.49	5.30	0.90	1.51	1.79	2.53	3.45	4.04	4.77
		Medium	kW	1.72	2.74	2.81	4.73	5.62	6.78	8.08	1.54	2.41	2.83	4.13	5.03	5.91	7.10
		High	kW	1.96	3.13	3.76	5.61	6.53	7.84	9.43	1.71	2.69	3.31	4.73	5.65	6.62	8.06
		Super high	kW	2.38	3.66	4.77	6.48	7.96	9.00	11.08	2.02	3.11	4.01	5.43	6.69	7.50	9.15
Power input	Low		kW	0.03	0.04		0.06	0.09	0.10	0.12	0.03	0.04		0.06	0.09	0.10	0.12
	Medium		kW	0.03	0.05		0.07	0.11	0.12	0.15	0.03	0.05		0.07	0.11	0.12	0.15
	High		kW	0.039	0.054	0.059	0.093	0.128	0.145	0.180	0.039	0.054	0.059	0.093	0.128	0.145	0.180
	Super high		kW	0.046	0.069	0.083	0.119	0.163	0.181	0.230	0.046	0.069	0.083	0.119	0.163	0.181	0.230
Dimensions	Unit	Height x Width x Depth	mm	253 x 590 x 705	253 x 590 x 875	253 x 590 x 1,010	253 x 590 x 1,210	253 x 590 x 1,460	253 x 590 x 1,560	253 x 590 x 1,820	253 x 590 x 705	253 x 590 x 875	253 x 590 x 1,010	253 x 590 x 1,210	253 x 590 x 1,460	253 x 590 x 1,560	253 x 590 x 1,820
Weight	Unit		kg	17.0	20.2	23.7	28.4	36.7	39.1	45.5	18.1	21.6	25.3	30.1	39.7	41.4	48.9
	Operation weight		kg	17	20	24	28	37	39	46	18	22	25	30	40	41	49
Casing	Colour			Metal													
Water flow	Cooling	Low	l/h	115	184	209	327	388	497	565	109	184	193	319	388	459	563
		Medium	l/h	191	294	343	559	631	784	870	188	284	313	547	628	705	866
		High	l/h	212	331	404	668	733	899	1,050	206	320	373	653	724	800	1,046
		Super high	l/h	254	382	526	768	886	1,023	1,229	246	374	478	767	879	918	1,223
	Heating	Low	l/h	192	322	364	530	650	780	995	148	250	290	406	589	665	773
		Medium	l/h	326	518	593	821	970	1,172	1,520	253	398	460	664	861	974	1,156
		High	l/h	370	592	707	1,051	1,279	1,531	1,773	280	445	540	764	970	1,094	1,318
		Super high	l/h	449	692	899	1,216	1,562	1,757	2,085	334	515	658	881	1,153	1,243	1,501
Fan	Type			Centrifugal (Blade: Forward - curve)													
	Quantity			1		2		3		4	1		2		3		4
	Air flow rate	Low	m^3/h	150	256	284	426	569	688	808	142	256	257	414	569	684	804
		Medium	m^3/h	238	385	413	630	851	1,016	1,202	232	371	377	618	846	1,001	1,199
		High	m^3/h	311	518	619	926	1,188	1,413	1,735	302	501	571	905	1,173	1,386	1,729
		Super high	m^3/h	430	638	910	1,195	1,559	1,753	2,177	416	626	835	1,193	1,548	1,742	2,166
Air filter	Type			Aluminium Frame PP Filter Net G2 Class													
Total sound power level	Low		dBA	31	38	32	39	38	41	40	31	38	32	39	38	41	40
	Medium		dBA	37	49	40	48	47	50		37	49	40	48	47	50	
	High		dBA	49	56	50	55	57	58	60	49	56	50	55	57	58	60
	Super high		dBA	51	61	58	62		64	65	51	61	58	62		64	65
Sound pressure level	Low		dBA	21	28	22	29	27	31	29	21	28	22	29	27	31	29
	Medium		dBA	26	39	28	36	37	40	39	26	39	28	36	37	40	39
	High		dBA	39	46	38	45	47	48	49	39	46	38	45	47	48	49
	Super high		dBA	41	51	48	52		54	55	41	51	48	52		54	55
Piping connections	Drain	OD	mm	R 3/4"													
Power supply	Phase/Frequency/Voltage		Hz/V	1~/50/220-240													
Current input	Low		A	0.13	0.18	0.19	0.27	0.40	0.46	0.54	0.13	0.18	0.19	0.27	0.40	0.46	0.54
	Medium		A	0.15	0.21	0.22	0.33	0.47	0.52	0.65	0.15	0.21	0.22	0.33	0.47	0.52	0.65
	High		A	0.17	0.24	0.26	0.43	0.58	0.65	0.78	0.17	0.24	0.26	0.43	0.58	0.65	0.78
	Super high		A	0.21	0.31	0.37	0.53	0.73	0.81	1.03	0.21	0.31	0.37	0.53	0.73	0.81	1.03

Concealed ceiling unit with medium ESP

BLDC fan motor unit for horizontal concealed mounting. Continuous air flow regulation and fan speed modulation

- Blends unobtrusively with any interior décor: only the suction and discharge grills are visible
- Up to 50% energy savings with brushless DC motor technology compared to traditional technology
- Instant adjustment to temperature and relative humidity changes
- Low operating sound level
- Highly flexible solutions: multiple sizes, piping topologies and connection valves



FWP-AT

FWEC3A

FWECSA

				FWP-AT	02	03	04	05	06	07
Cooling capacity (standard conditions)	Latent capacity 2-pipe	Fan speed 7	kW	0.67	0.92	1.06	1.35	1.41	1.87
	Sensible capacity 2-pipe	Fan speed 1	kW	0.95	1.03	1.11	1.62	1.79	1.92
		Fan speed 2	kW	1.02	1.17	1.23	1.82	1.88	2.15
		Fan speed 3	kW	1.10	1.25	1.32	2.20	2.22	2.55
		Fan speed 4	kW	1.29	1.47	1.56	2.69	2.79	3.19
		Fan speed 5	kW	1.41	1.61	1.72	2.82	2.94	3.36
		Fan speed 6	kW	1.53	1.85	1.99	2.91	3.06	3.49
		Fan speed 7	kW	1.71	1.96	2.13	3.23	3.44	3.93
	Total capacity 2-pipe	Fan speed 1	kW	1.35	1.51	1.69	2.23	2.58	2.86
		Fan speed 2	kW	1.38	1.70	1.83	2.52	2.55	3.15
		Fan speed 3	kW	1.50	1.83	1.97	3.07	2.97	3.75
		Fan speed 4	kW	1.77	2.14	2.33	3.79	3.87	4.71
		Fan speed 5	kW	1.95	2.35	2.57	3.97	4.10	4.96
		Fan speed 6	kW	2.12	2.70	2.98	4.11	4.28	5.15
		Fan speed 7	kW	2.38	2.88	3.19	4.58	4.85	5.80
Heating capacity (standard conditions)	Capacity 2-pipe	Fan speed 1	kW	1.40	1.48	1.53	2.46	2.59	2.74
		Fan speed 2	kW	1.56	1.67	1.74	2.71	2.96	3.12
		Fan speed 3	kW	1.68	1.80	1.88	3.23	3.45	3.64
		Fan speed 4	kW	1.93	2.08	2.19	3.93	4.25	4.53
		Fan speed 5	kW	2.11	2.29	2.42	4.10	4.45	4.76
		Fan speed 6	kW	2.27	2.62	2.80	4.24	4.61	4.95
		Fan speed 7	kW	2.54	2.80	3.00	4.71	5.15	5.56
Power input	Fan speed 1		kW	0.01			0.02		
	Fan speed 2		kW	0.01			0.02		
	Fan speed 3		kW	0.02			0.03		
	Fan speed 4		kW	0.02			0.05		
	Fan speed 5		kW	0.03			0.05		
	Fan speed 6		kW	0.033			0.065		
	Fan speed 7		kW	0.046			0.076		
FCEER				A						
FCCOP				A						
Dimensions	Unit	Height x Width x Depth	mm	551 x 1,040 x 239				551 x 1,390 x 239		
Weight	Unit		kg	26.0	27.0	29.0	35.0	37.0	39.0
Heat exchanger	Water volume		l	1	2				3
Water flow	Cooling	Fan speed 1	l/h	219	256	283	318	400	465
		Fan speed 2	l/h	238	294	316	436	440	544
		Fan speed 3	l/h	259	318	342	533	516	649
		Fan speed 4	l/h	307	372	403	659	647	817
		Fan speed 5	l/h	340	410	448	690	712	859
		Fan speed 6	l/h	369	471	519	715	744	894
		Fan speed 7	l/h	418	502	555	799	847	1,009
	Heating	Fan speed 1	l/h	242	256	265	372	448	469
		Fan speed 2	l/h	272	290	302	472	515	542
		Fan speed 3	l/h	292	313	327	562	600	634
		Fan speed 4	l/h	335	362	381	684	739	789
		Fan speed 5	l/h	367	399	422	713	774	828
		Fan speed 6	l/h	395	456	487	738	802	860
		Fan speed 7	l/h	442	486	521	819	898	969
Fan	Type			Centrifugal						
	Quantity			1				2		
	Air flow rate	Fan speed 1	m^3/h	184			283	331		
		Fan speed 2	m^3/h	210			371	385		
		Fan speed 3	m^3/h	228				455		
		Fan speed 4	m^3/h	267				576		
		Fan speed 5	m^3/h	297				607		
		Fan speed 6	m^3/h	324	345			633		
		Fan speed 7	m^3/h	371				722		
Air filter	Type			Acrylic fiber - Filtering class G2 (G3 on request)						
Total sound power level	Fan speed 1		dBA	36		38		39		
	Fan speed 2		dBA	40				43		
	Fan speed 3		dBA	43				47		
	Fan speed 4		dBA	46				52		
	Fan speed 5		dBA	50				54		
	Fan speed 6		dBA	52				56		
	Fan speed 7		dBA	58				60		
Sound pressure level	Fan speed 1		dBA	31		33		34		
	Fan speed 2		dBA	35				38		
	Fan speed 3		dBA	38				42		
	Fan speed 4		dBA	41				47		
	Fan speed 5		dBA	45				49		
	Fan speed 6		dBA	47				51		
	Fan speed 7		dBA	53				55		
Electric heater	Power input		kW	2.0				2.5		
Piping connections	Drain	OD	mm	17						
Power supply	Phase/Frequency		Hz/V	1~/50						

Concealed ceiling unit with medium ESP

AC fan motor unit for horizontal concealed mounting

- Compact dimensions, can easily be mounted in a narrow ceiling void (unit height: 240mm)
- 3, 4 or 6 stage row cooling coil
- Drain pan to collect the condensate from: heat exchanger and regulating valves
- 7-speed electrical motors (with thermal protection on windings)
- All 7 speeds pre-wired in the factory in the terminal block of the switch box
- The air filter can easily be removed for cleaning

FWB-BT

FWEC1,2,3A

FWECSA

				FWB-BT	02	03	04	05	06	07	08	09	10
Cooling capacity (standard conditions)	Latent capacity 2-pipe	Fan speed 7	kW		0.67	0.92	1.06	1.35	1.41	1.87	1.80	2.09	2.63
	Sensible capacity 2-pipe	Fan speed 1	kW		0.93	1.01	1.09	1.56	1.73	1.86	2.67	2.92	3.25
		Fan speed 2	kW		0.99	1.14	1.20	1.75	1.81	2.08	2.80	3.06	3.42
		Fan speed 3	kW		1.06	1.22	1.29	2.12	2.14	2.47	2.99	3.30	3.70
		Fan speed 4	kW		1.25	1.43	1.53	2.60	2.70	3.10	3.25	3.60	4.05
		Fan speed 5	kW		1.37	1.57	1.68	2.72	2.84	3.26	3.50	3.90	4.42
		Fan speed 6	kW		1.48	1.81	1.95	2.80	2.95	3.38	3.89	4.37	4.99
		Fan speed 7	kW		1.65	1.90	2.07	3.12	3.33	3.82	3.90	4.39	5.02
	Total capacity 2-pipe	Fan speed 1	kW		1.33	1.49	1.67	2.17	2.52	2.80	3.83	4.26	4.94
		Fan speed 2	kW		1.35	1.67	1.80	2.45	2.48	3.08	4.02	4.48	5.20
		Fan speed 3	kW		1.46	1.80	1.94	2.99	2.89	3.67	4.32	4.84	5.62
		Fan speed 4	kW		1.73	2.10	2.29	3.70	3.78	4.62	4.69	5.28	6.15
		Fan speed 5	kW		1.91	2.31	2.53	3.87	4.00	4.86	5.08	5.74	6.72
		Fan speed 6	kW		2.07	2.66	2.94	4.00	4.17	5.04	5.67	6.43	7.58
		Fan speed 7	kW		2.32	2.82	3.13	4.47	4.74	5.69	5.70	6.48	7.65
Heating capacity (standard conditions)	Capacity 2-pipe	Fan speed 1	kW		1.39	1.48	1.53	2.14	2.81	2.71	4.11	4.42	4.69
		Fan speed 2	kW		1.56	1.67	1.74	2.71	2.96	3.12	4.29	4.62	5.15
		Fan speed 3	kW		1.68	1.80	1.88	3.23	3.45	3.64	4.59	4.96	5.31
		Fan speed 4	kW		1.93	2.08	2.19	3.93	4.25	4.53	4.95	5.39	5.80
		Fan speed 5	kW		2.11	2.29	2.42	4.10	4.45	4.76	5.34	5.85	6.33
		Fan speed 6	kW		2.27	2.62	2.80	4.24	4.61	4.95	5.91	6.53	7.31
		Fan speed 7	kW		2.54	2.80	3.00	4.70	5.15	5.56	5.95	6.57	7.18
Power input	Fan speed 1		kW			0.03			0.08			0.16	
	Fan speed 2		kW			0.04			0.09			0.16	
	Fan speed 3		kW			0.05			0.12			0.18	
	Fan speed 4		kW			0.06			0.14			0.19	
	Fan speed 5		kW			0.07			0.16			0.22	
	Fan speed 6		kW			0.085			0.167			0.252	
	Fan speed 7		kW			0.106			0.192			0.294	
FCEER					D		C		D				
FCCOP					C				D	C		D	
Dimensions	Unit	Height x Width x Depth	mm		551 x 1,040 x 239				551 x 1,390 x 239			551 x 1,740 x 239	
Weight	Unit		kg		26.0	27.0	29.0	35.0	37.0	39.0	47.0	49.0	53.0
Heat exchanger	Water volume		l		1		2			3	2	3	4
Water flow	Cooling	Fan speed 1	l/h		219	256	283	318	400	465	683	758	874
		Fan speed 2	l/h		238	294	316	436	440	544	717	797	920
		Fan speed 3	l/h		259	318	342	533	516	649	772	861	996
		Fan speed 4	l/h		307	372	403	659	647	817	839	938	1,089
		Fan speed 5	l/h		340	410	448	690	712	859	910	1,023	1,191
		Fan speed 6	l/h		369	471	519	715	744	894	1,015	1,147	1,344
		Fan speed 7	l/h		418	502	555	799	847	1,009	1,028	1,162	1,363
	Heating	Fan speed 1	l/h		242	256	265	372	448	469	714	768	815
		Fan speed 2	l/h		272	290	302	472	515	542	746	804	895
		Fan speed 3	l/h		292	313	327	562	600	634	797	863	923
		Fan speed 4	l/h		335	362	381	684	739	789	861	937	1,008
		Fan speed 5	l/h		367	399	422	713	774	828	929	1,017	1,100
		Fan speed 6	l/h		395	456	487	738	802	860	1,028	1,134	1,240
		Fan speed 7	l/h		442	486	521	819	898	969	1,040	1,148	1,256
Fan	Type				Centrifugal								
	Quantity				1			2			3		
	Air flow rate	Fan speed 1	m^3/h		184			283	331		572		
		Fan speed 2	m^3/h		210			371	385		602		631
		Fan speed 3	m^3/h		228			455			652		
		Fan speed 4	m^3/h		267			576			715		
		Fan speed 5	m^3/h		297			607			785		
		Fan speed 6	m^3/h	324	345			633			892		
		Fan speed 7	m^3/h		371			722			905		
Air filter	Type				Acrylic fiber - Filtering class G2 (G3 on request)								
Total sound power level	Fan speed 1		dBA		36		38	39			53		
	Fan speed 2		dBA		40			43			54		
	Fan speed 3		dBA		43			47			56		
	Fan speed 4		dBA		46			52			59		64
	Fan speed 5		dBA		50			54			64		
	Fan speed 6		dBA		52			56			67		
	Fan speed 7		dBA		58			60			69		
Sound pressure level	Fan speed 1		dBA		31		33	34			48		
	Fan speed 2		dBA		35			38			49		
	Fan speed 3		dBA		38			42			51		
	Fan speed 4		dBA		41			47			54		49
	Fan speed 5		dBA		45			49			59		
	Fan speed 6		dBA		47			51			62		
	Fan speed 7		dBA		53			55			64		
Electric heater	Power input		kW		2.0			2.5			3.0		
Piping connections	Drain	OD	mm		17								
Power supply	Phase/Frequency		Hz/V		1~/50								

Ducted unit with medium ESP

BLDC fan motor unit for horizontal or vertical mounting. Continuous air flow regulation and fan speed modulation

- Up to 70% energy savings with brushless DC motor technology compared to traditional technology
- Instant adjustment to temperature and relative humidity changes
- Low operating sound level
- Highly flexible solutions: multiple sizes, piping topologies and connection valves
- Available static pressure up to 70 Pa
- The air filter can easily be removed for cleaning
- Straight duct connector mounted to discharge side



FWN-AT/AF

FWEC3A

FWECSA

				FWN-AT/AF	04	05	06	07	08	10	04	05	06	07	08	10
					2-pipe						4-pipe					
Cooling capacity	Total capacity	High	kW		3.91 (1) / 3.80 (2)	4.76 (1) / 4.65 (2)	6.17 (1) / 6.02 (2)	6.81 (1) / 6.66 (2)	7.83 (1) / 7.58 (2)	8.75 (1) / 8.50 (2)	3.88 (1) / 2.76 (3)	4.72 (1) / 3.60 (3)	6.06 (1) / 4.54 (3)	6.69 (1) / 5.17 (3)	7.70 (1) / 5.22 (3)	8.60 (1) / 6.12 (3)
		Medium	kW		3.54 (1) / 3.47 (2)	4.27 (1) / 4.20 (2)	5.77 (1) / 5.65 (2)	6.37 (1) / 6.25 (2)	7.01 (1) / 6.84 (2)	7.79 (1) / 7.62 (2)	3.51 (1) / 2.78 (3)	4.24 (1) / 3.51 (3)	5.70 (1) / 4.45 (3)	6.29 (1) / 5.04 (3)	6.92 (1) / 5.22 (3)	7.69 (1) / 5.99 (3)
		Low	kW		2.87 (1) / 2.83 (2)	3.42 (1) / 3.38 (2)	5.33 (1) / 5.23 (2)	5.87 (1) / 5.77 (2)	6.32 (1) / 6.20 (2)	6.97 (1) / 6.85 (2)	2.86 (1) / 2.46 (3)	3.40 (1) / 3.00 (3)	5.26 (1) / 4.24 (3)	5.81 (1) / 4.79 (3)	6.26 (1) / 5.02 (3)	6.90 (1) / 5.66 (3)
	Sensible capacity	High	kW		3.09 (1) / 2.98 (2)	3.68 (1) / 3.57 (2)	4.63 (1) / 4.48 (2)	5.21 (1) / 5.06 (2)	6.55 (1) / 6.30 (2)	7.10 (1) / 6.85 (2)	3.06 (1) / 1.94 (3)	3.64 (1) / 2.52 (3)	4.54 (1) / 3.02 (3)	5.11 (1) / 3.59 (3)	6.43 (1) / 3.95 (3)	6.96 (1) / 4.48 (3)
		Medium	kW		2.77 (1) / 2.70 (2)	3.26 (1) / 3.19 (2)	4.32 (1) / 4.20 (2)	4.85 (1) / 4.73 (2)	5.77 (1) / 5.60 (2)	6.24 (1) / 6.07 (2)	2.75 (1) / 2.02 (3)	3.24 (1) / 2.51 (3)	4.27 (1) / 3.02 (3)	4.78 (1) / 3.53 (3)	5.69 (1) / 3.99 (3)	6.15 (1) / 4.45 (3)
		Low	kW		2.23 (1) / 2.19 (2)	2.58 (1) / 2.54 (2)	3.99 (1) / 3.89 (2)	4.45 (1) / 4.35 (2)	5.14 (1) / 5.02 (2)	5.53 (1) / 5.41 (2)	2.22 (1) / 1.82 (3)	2.56 (1) / 2.16 (3)	3.94 (1) / 2.92 (3)	4.40 (1) / 3.38 (3)	5.09 (1) / 3.85 (3)	5.47 (1) / 4.23 (3)
Heating capacity		High	kW		4.85 (4) / 8.22 (5)	5.79 (4) / 9.78 (5)	7.67 (4) / 13.02 (5)	8.65 (4) / 14.68 (5)	9.46 (4) / 15.98 (5)	10.70 (4) / 18.10 (5)	4.48 (4)	4.45 (4)	6.53 (4)	6.44 (4)	9.13 (4)	9.07 (4)
		Low	kW		3.63 (4) / 6.16 (5)	4.24 (4) / 7.17 (5)	6.68 (4) / 11.31 (5)	7.49 (4) / 12.71 (5)	7.74 (4) / 13.10 (5)	8.70 (4) / 14.74 (5)	3.70 (4)	3.69 (4)	5.98 (4)	5.93 (4)	8.01 (4)	7.98 (4)
Power input	High		W		112 (6)		152 (6)		248 (6)		112 (2)		152 (2)		248 (2)	
	Medium		W		73 (6)		125 (6)		170 (6)		73 (2)		125 (2)		170 (2)	
	Low		W		40 (6)		102 (6)		124 (6)		40 (2)		102 (2)		124 (2)	
FCEER					C	B	C				C	B	C			
FCCOP					B	A	B		C	B	B		C			
Weight	Unit		kg		32.5	33.3	40.6	41.7	47.3	48.7	34.7	35.5	43.2	44.3	50.3	51.7
Water pressure drop	Cooling	High	kPa		17 (6) / 17 (1)	14 (6) / 14 (1)	24 (6) / 24 (1)	19 (6) / 19 (1)	24 (6) / 24 (1)	16 (6) / 16 (1)	17 (1)	14 (1)	23 (1)	19 (1)	23 (1)	15 (1)
	Heating	High	kPa		14 (4) / 15 (5)	12 (4) / 12 (5)	19 (4) / 21 (5)	15 (4) / 17 (5)	20 (4) / 20 (5)	13 (4) / 13 (5)	9 (4)		17 (4)	14 (4)	13 (4)	30 (4)
Water heat exchanger	Water flow rate	Cooling	High	l/min	11.19 (1)	13.62 (1)	17.65 (1)	19.48 (1)	22.40 (1)	25.02 (1)	11.10 (1)	13.50 (1)	17.33 (1)	19.13 (1)	22.03 (1)	24.60 (1)
			Medium	l/min	10.12 (1)	12.20 (1)	16.50 (1)	18.22 (1)	20.03 (1)	22.27 (1)	10.03 (1)	12.12 (1)	16.30 (1)	17.98 (1)	19.78 (1)	21.98 (1)
			Low	l/min	8.22 (1)	9.78 (1)	15.25 (1)	16.80 (1)	17.92 (1)	19.95 (1)	8.18 (1)	9.73 (1)	15.07 (1)	16.63 (1)	17.92 (1)	19.75 (1)
		Heating	High	l/min	12.02 (5)	14.32 (5)	19.03 (5)	21.48 (5)	23.37 (5)	26.47 (5)	6.55 (4)	6.52 (4)	9.55 (4)	9.43 (4)	13.35 (4)	13.27 (4)
			Medium	l/min	10.93 (5)	12.90 (5)	17.87 (5)	20.13 (5)	21.07 (5)	23.80 (5)	6.15 (4)	6.12 (4)	9.18 (4)	9.08 (4)	12.48 (4)	12.43 (4)
			Low	l/min	9.00 (5)	10.48 (5)	16.53 (5)	18.58 (5)	19.15 (5)	21.55 (5)	5.40 (4)		8.75 (4)	8.68 (4)	11.72 (4)	11.68 (4)
Fan	Air flow rate	High		m^3/h	802 (6)	792 (6)	1,241 (6)	1,206 (6)	1,609 (6)	1,584 (6)	794 (2)	784 (2)	1,212 (2)	1,179 (2)	1,573 (2)	1,550 (2)
		Low		m^3/h	534 (6)	531 (6)	1,021 (6)	998 (6)	1,208 (6)	1,200 (6)	532 (2)	529 (2)	1,004 (2)	985 (2)	1,194 (2)	1,186 (2)
Sound power level	Total	High		dBA	66 (3)		69 (3)		72 (3)		66 (5)		69 (5)		72 (5)	
		Medium		dBA	61 (3)		63 (3)		67 (3)		61 (5)		64 (5)	63 (5)	67 (5)	
		Low		dBA	54 (3)		59 (3)	61 (3)	62 (3)		54 (5)		61 (5)	59 (5)	62 (5)	
	Inlet section + radiated	High		dBA	64 (3) / 64 (6)		66 (3) / 66 (6)		70 (3) / 70 (6)		64 (5) / 64 (2)		66 (5) / 66 (2)		70 (5) / 70 (2)	
		Medium		dBA	59 (3) / 59 (6)		60 (3) / 60 (6)		64 (3) / 64 (6)		59 (5) / 59 (2)		60 (5) / 60 (2)		64 (5) / 64 (2)	
		Low		dBA	52 (3) / 52 (6)		56 (3) / 56 (6)		60 (3) / 60 (6)		52 (5) / 52 (2)		56 (5) / 56 (2)		60 (5) / 60 (2)	
	Outlet section	High		dBA	63 (3) / 63 (6)		65 (3) / 65 (6)		69 (3) / 69 (6)		63 (5) / 63 (2)		65 (5) / 65 (2)		69 (5) / 69 (2)	
		Medium		dBA	58 (3) / 58 (6)		59 (3) / 59 (6)		63 (3) / 63 (6)		58 (5) / 58 (2)		62 (5) / 62 (2)	59 (5) / 59 (2)	63 (5) / 63 (2)	
		Low		dBA	51 (3) / 51 (6)		55 (3) / 55 (6)		58 (3) / 58 (6)		51 (5) / 51 (2)		59 (5) / 59 (2)	55 (5) / 55 (2)	58 (5) / 58 (2)	
Water connections	Primary coil			inch	3/4 „											
	Additional coil			inch	-						3/4 „					
Water content	Primary coil			dm^3	1.29	1.64	1.65	2.13	2.16	2.75	1.29	1.64	1.65	2.13	2.16	2.75
	Additional coil			dm^3	-						0.93		1.05		1.17	
Power supply	Phase/Frequency/Voltage			Hz/V	1~/50/230											
Control systems	Wired remote control				FWEC3A / FWECSA											

(1) Inlet/outlet water temperature 7/12 °C; inlet air temperature 27°C DB 19°C WB (2) Reference: EN 1397; Eurovent certified data (3) Reference: UNI EN 3741 (4) Inlet water temperature 50 °C; same water flow as in cooling mode; inlet air temperature 20°C DB; Eurovent certified data (5) Inlet/outlet water temperature 70/60 °C; inlet air temperature 20°C DB (6) Eurovent certified data | FCEER and FCCOP are Eurovent certified data

Concealed ceiling unit with high ESP

AC fan motor unit for horizontal concealed mounting

› Quick fixing system for wall or ceiling mounted installation
› Straight duct connector mounted to discharge side
› The air filter can easily be removed for cleaning



FWD-AT/AF

FWEC1,2,3A

FWECSA

			FWD-AT/AF	04	06	08	10	12	16	18	04	06	08	10	12	16	18
				2-pipe							4-pipe						
Cooling capacity (standard conditions)	Latent capacity	High	kW	0.82	1.54	1.28	1.65	2.63	3.71	4.25	0.82	1.52	1.27	1.64	2.60	3.70	4.25
	Sensible capacity	Low	kW	2.10	3.66	4.84	5.23	6.35	8.61	9.37	2.09	3.60	4.79	5.17	6.29	8.58	9.34
		Medium	kW	2.59	3.94	5.39	5.86	7.75	10.43	11.40	2.57	3.89	5.31	5.77	7.66	10.38	11.34
		High	kW	2.83	4.16	6.04	6.58	9.22	12.21	13.49	2.80	4.08	5.94	6.46	9.06	12.14	13.41
	Total capacity	Low	kW	2.74	4.99	6.03	6.68	8.42	11.63	12.92	2.73	4.92	5.97	6.61	8.33	11.59	12.87
		Medium	kW	3.36	5.39	6.63	7.41	10.12	13.83	15.36	3.33	5.32	6.54	7.31	10.00	13.77	15.29
		High	kW	3.65	5.71	7.33	8.25	11.86	15.92	17.74	3.62	5.60	7.20	8.10	11.66	15.84	17.66
Heating capacity (standard conditions)	Capacity	Low	kW	3.04	5.59	6.47	7.28	9.06	12.68	13.73	3.23	5.25	7.02	6.99	10.86	14.88	14.79
		Medium	kW	3.69	6.03	7.11	8.04	10.84	15.05	16.40	3.68	5.51	7.47	7.44	12.63	17.17	17.03
		High	kW	4.05	6.42	7.88	8.93	12.72	17.29	19.05	3.91	5.72	7.99	7.94	14.43	19.30	19.20
Power input	Low		kW	0.14	0.35	0.29		0.37	0.87		0.14	0.35	0.29		0.37	0.87	
	Medium		kW	0.19	0.39	0.38		0.54	1.09		0.19	0.39	0.38		0.54	1.09	
	High		kW	0.265	0.460	0.505		0.750	1.300		0.265	0.460	0.505		0.750	1.300	
FCEER				E											D	E	
FCCOP				D	E						D	E	D			E	
Dimensions	Unit	Height x Width x Depth	mm	559 x 754 x 280	559 x 964 x 280	559 x 1,170 x 280		718 x 1,170 x 353	718 x 1,380 x 353		559 x 754 x 280	559 x 964 x 280	559 x 1,170 x 280		718 x 1,170 x 353	718 x 1,380 x 353	
Weight	Unit		kg	32.5	40.6	47.3	48.7	65.3	77.0	79.5	34.7	43.2	50.3	51.7	70.9	83.4	85.9
Heat exchanger	Water volume		l	1	2		3		5	6	1	2		3		5	6
Additional heat exchanger	Water volume		l	-							1				2		
Water flow	Cooling	Low	l/h	493	915	1,085	1,197	1,509	2,145	2,365	491	904	1,075	1,185	1,493	2,138	2,358
		Medium	l/h	607	990	1,202	1,336	1,827	2,561	2,823	602	978	1,187	1,319	1,808	2,550	2,811
		High	l/h	671	1,059	1,344	1,501	2,163	2,953	3,270	666	1,040	1,322	1,476	2,130	2,940	3,254
	Heating	Low	l/h	529	972	1,124	1,264	1,573	2,203	2,389	283	460	614	612	950	1,302	1,295
		Medium	l/h	641	1,048	1,236	1,397	1,884	2,617	2,852	322	483	654	651	1,105	1,503	1,490
		High	l/h	705	1,114	1,369	1,551	2,209	3,008	3,311	342	501	700	695	1,264	1,690	1,680
Fan	Type			Centrifugal													
	Quantity			1	2						1	2					
	Air flow rate	Low	m^3/h	534	1,021	1,208	1,200	1,485	2,092	2,073	532	1,004	1,194	1,186	1,466	2,084	2,065
		Medium	m^3/h	700	1,134	1,384	1,371	1,898	2,641	2,604	694	1,115	1,362	1,349	1,871	2,626	2,590
		High	m^3/h	802	1,241	1,609	1,584	2,380	3,206	3,175	794	1,212	1,573	1,550	2,328	3,186	3,155
Air filter	Type			Acrylic fiber - Filtering class G2 (G4 on request)													
Total sound power level	Low		dBA	54	59	62		60	69		54	61	62		60	69	
	Medium		dBA	61	63	67			73		61	64	67			73	
	High		dBA	66	69	72		74	78		66	69	72		74	78	
Sound pressure level	Low		dBA	49	54	57		55	64		49	56	57		55	64	
	Medium		dBA	56	58	62			68		56	59	62			68	
	High		dBA	61	64	67		69	73		61	64	67		69	73	
Electric heater	Power input		kW	2.0	6.0	9.0			12.0		2.0	6.0	9.0			12.0	
Piping connections	Drain	OD	mm	17													
Power supply	Phase/Frequency/Voltage		Hz/V	1~/50/230													

Options & accessories - Fan coil units

	INDOOR UNITS	FWG-AT/AF	FWC-BT/BF	FWF-BT/BF	FWF-CT	FWZ-AT/AF	FWV-DAT/DAF	FWR-AT/AF
Panels	Decoration panel 600x600 (2-pipe)			BYFQ60B3	DCP600TC [1]			
	Decoration panel 900x900 (2-pipe)	DCP900BTA [1]	BYCQ140C					
	Decoration panel 900x900 (4-pipe)	DCP900BFA [1]	BYCQ140C					
	Panel spacer for reducing required installation height		KDBQ44B60					
	Sealing member of air discharge outlet		KDBHQ55C140	KDBH44BA60				
	Rear panel					ERPV02A6 (2 class) ERPV03A6 (3 class) ERPV06A6 (6 class) ERPV10A6 (8 class)	ERPV02A6 (1, 15 & 2 class) ERPV03A6 (25 & 3 class) ERPV06A6 (35, 4 & 6 class) ERPV10A6 (8 & 10 class)	ERPV02A6 (2 class) ERPV03A6 (3 class) ERPV06A6 (6 class) ERPV10A6 (8 class)
	Air intake & discharge grille					EAIDF02A6 (2 class) EAIDF03A6 (3 class) EAIDF06A6 (6 class) EAIDF10A6 (10 class)	EAIDF02A6 (1, 15 & 2 class) EAIDF03A6 (25 & 3 class) EAIDF06A6 (35, 4 & 6 class) EAIDF10A6 (8 & 10 class)	EAIDF02A6 (2 class) EAIDF03A6 (3 class) EAIDF06A6 (6 class) EAIDF10A6 (10 class)
Individual control systems & network	Wired remote controller (standard)	BRC51A61	BRC315D	BRC315D	MERCA		FWEC1A	
	FWEC2A Wired remote controller (advanced)						③	
	FWEC3A Wired remote controller (advanced Plus)					③	③	③
	SRC-HPA Wired remote controller (heat pump)				③			
	Wireless controller (heat pump)		BRC7F530	BRC7F532F				
	ECFWMB6 Controller electromechanical						③	
	FWECSAP Split controller - power control board					③	③	③
	FWECSAC Split controller - control panel					③	③	③
	FWECKA On-board mounting kit					③	③	③
	FWFCKA Wall-mounting kit					③	③	③
Centralised control systems	DCS302CA51 Central remote control		③	③				
	DCS301BA51 Unified ON/OFF control		③	③				
	DST301BA51 Schedule timer		③	③				
Building Management System & Standard protocol interface	DCM601A5A Intelligent Touch Manager		③	③				
	DCS601C51C Intelligent Touch Controller		③	③				

1. Decoration panel code includes wireless controller

FWL-DAT/DAF	FWS-AT/AF	FWM-DAT/DAF	FWT-CT	FWE-CT/CF	FWP-AT	FWB-BT	FWD-AT/AF	FWN-AT/AF
ERPV02A6 (1,15 & 2 class) ERPV03A6 (25 & 3 class) ERPV06A6 (35, 4 & 6 class) ERPV10A6 (8 & 10 class)	ERPV02A6 (2 class) ERPV03A6 (3 class) ERPV06A6 (6 class) ERPV10A6 (8 class)	ERPV02A6 (1,15 & 2 class) ERPV03A6 (25 & 3 class) ERPV06A6 (35,4 & 6 class) ERPV10A6 (8&10 class)						
EAIDF02A6 (1, 15 & 2 class) EAIDF03A6 (25 & 3 class) EAIDF06A6 (35, 4 & 6 class) EAIDF10A6 (8 & 10 class)	EAIDF02A6 (2 class) EAIDF03A6 (3 class) EAIDF06A6 (6 class) EAIDF10A6 (10 class)	EAIDF02A6 (1, 15 & 2 class) EAIDF03A6 (25 & 3 class) EAIDF06A6 (35, 4 & 6 class) EAIDF10A6 (8 & 10 class)						
FWEC1A		FWEC1A	MERCA	FWEC1A		FWEC1A	FWEC1A	FWEC1A
③		③		③		③	③	③
③	③	③		③	③	③	③	③
			③					
			WRC-HPC					
③		③						
③	③	③		③	③	③	③	③
③	③	③		③	③	③	③	③
③	③	③						
③	③	③		③	③	③	③	③

Options & accessories - Fan coil units

	INDOOR UNITS	FWG-AT/AF	FWC-BT/BF	FWF-BT/BF	FWF-CT	FWZ-AT/AF	FWV-DAT/DAF	FWR-AT/AF
Filters	Long-life filter		KAFP551K160	KAFQ441BA60				
ON/OFF valves 230V	3-ways 230V ON/OFF valve kit (2-pipe)	VKFWGA012T3V (5 & 8 class) VKFWGA022T3V (11 class)	EKMV3C09B	EKMV3C09B	MCKCW2T3VN	E2MV03A6 (2, 3 & 6 class) E2MV10A6 (8 class)	E2MV03A6 (1 up to 35 class) E2MV06A6 (4 & 6 class) E2MV10A6 (8 & 10 class)	E2MV03A6 (2, 3 & 6 class) E2MV10A6 (8 class)
	3-ways 230V ON/OFF valve kit (4-pipe)	VKFWGA014T3V (5 & 8 class) VKFWGA024T3V (11 class)	EKMV3C09B x2	EKMV3C09B x2		E4MV03A6 (2, 3 & 6 class) E4MV10A6 (8 class)	E4MV03A6 (1 up to 35 class) E4MV06A6 (4 & 6 class) E4MV10A6 (8 & 10 class)	E4MV03A6 (2, 3 & 6 class) E4MV10A6 (8 class)
	2-ways 230V ON/OFF valve kit (2-pipe)		EKMV2C09B	EKMV2C09B				
	2-ways 230V ON/OFF valve kit (4-pipe)		EKMV2C09B x 2	EKMV2C09B x 2				
	2-ways 230V ON/OFF valve kit (cooling heat exchanger)					E2MV2B07A6 (2 up to 6 class) E2MV2B10A6 (8 class)	E2MV2B07A6 (1 up to 6 class) E2MV2B10A6 (8 & 10 class)	E2MV2B07A6 (2 up to 6 class) E2MV2B10A6 (8 class)
	2-ways 230V ON/OFF valve kit (additional heat exchanger)					E2MV2B07A6	E2MV2B07A6	E2MV2B07A6
	Simplified 3-ways 230V ON/OFF valve kit (2-pipe)					E2MVD03A6 (2 & 3 class) E2MVD06A6 (6 class) E2MVD10A6 (8 class)	E2MVD03A6 (1 up to 35 class) E2MVD06A6 (4 & 6 class) E2MVD10A6 (8 & 10 class)	E2MVD03A6 (2 & 3 class) E2MVD06A6 (6 class) E2MVD10A6 (8 class)
	Simplified 3-ways 230V ON/OFF valve kit (4-pipe)					E4MVD03A6 (2 & 3 class) E4MVD06A6 (4 & 6 class) E4MVD10A6 (8 & 10 class)	E4MVD03A6 (1 up to 35 class) E4MVD06A6 (4 & 6 class) E4MVD10A6 (8 & 10 class)	E4MVD03A6 (2 & 3 class) E4MVD06A6 (4 & 6 class) E4MVD10A6 (8 & 10 class)
ON/OFF valves 24V	3-ways 24V ON/OFF valve kit (2-pipe)					E2M2V03A6 (2 & 3 class) E2M2V06A6 (6 class) E2M2V10A6 (8 class)	E2M2V03A6 (1 up to 35 class) E2M2V06A6 (4 & 6 class) E2M2V10A6 (8 & 10 class)	E2M2V03A6 (2 & 3 class) E2M2V06A6 (6 class) E2M2V10A6 (8 class)
	3-ways 24V ON/OFF valve kit (4-pipe)					E4M2V03A6 (2 & 3 class) E4M2V06A6 (6 class) E4M2V10A6 (8 class)	E4M2V03A6 (1 up to 35 class) E4M2V06A6 (4 & 6 class) E4M2V10A6 (8 & 10 class)	E4M2V03A6 (2 & 3 class) E4M2V06A6 (6 class) E4M2V10A6 (8 class)
	2-ways 24V ON/OFF valve kit (cooling heat exchanger)					E2M2V207A6 (2, 3 & 6 class) E2M2V210A6 (8 class)	E2M2V207A6 (1 up to 35 class) E2M2V210A6 (8 & 10 class)	E2M2V207A6 (2, 3 & 6 class) E2M2V210A6 (8 class)
	E2M2V207A6 2-ways 24V ON/OFF valve kit (additional heat exchanger)					③	③	③
Proportional valves	3-ways proportional valve kit (2-pipe)						E2MPV03A6 (1 up to 35 class) E2MPV06A6 (4 & 6 class) E2MPV10A6 (8 & 10 class)	
	3-ways proportional valve kit (4-pipe)						E4MPV03A6 (1 up to 35 class) E4MPV06A6 (4 & 6 class) E4MPV10A6 (8 & 10 class)	
	2-ways proportional valve kit (cooling heat exchanger)						E2MPV207A6 (1 up to 6 class) E2MPV210A6 (8 & 10 class)	
	E2MPV207A6 2-ways proportional valve kit (additional heat exchanger)						③	

FWL-DAT/DAF	FWS-AT/AF	FWM-DAT/DAF	FWT-CT	FWE-CT/CF	FWP-AT	FWB-BT	FWD-AT/AF	FWN-AT/AF
E2MV03A6 (1 up to 35 class) E2MV06A6 (4 & 6 class) E2MV10A6 (8 & 10 class)	E2MV03A6 (2, 3 & 6 class) E2MV10A6 (8 class)	E2MV03A6 (1 up to 35 class) E2MV06A6 (4 & 6 class) E2MV10A6 (8 & 10 class)		EK2MV3B10C5		E2MV107A6	ED2MV04A6 (4 class) ED2MV10A6 (6, 8 & 10 class) ED2MV12A6 (12 class) ED2MV18A6 (16 & 18 class)	ED2MV04A6 (4 & 5 class) ED2MV10A6 (6 up 10 class)
E4MV03A6 (1 up to 35 class) E4MV06A6 (4 & 6 class) E4MV10A6 (8 & 10 class)	E4MV03A6 (2, 3 & 6 class) E4MV10A6 (8 class)	E4MV03A6 (1 up to 35 class) E4MV06A6 (4 & 6 class) E4MV10A6 (8 & 10 class)		EK2MV3B10C5			ED4MV04A6 (4 class) ED4MV10A6 (6, 8 & 10 class) ED4MV12A6 x 2 (12 class) ED4MV18A6 x 2 (16 & 18 class)	ED4MV04A6 (4 & 5 class) ED4MV10A6 (6 up 10 class)
				EK2MV2B10C5				
				EK4MV2B10C5				
E2MV2B07A6 (1 up to 6 class) E2MV2B10A6 (8 & 10 class)	E2MV2B07A6 (2 up to 6 class) E2MV2B10A6 (8 class)	E2MV2B07A6 (1 up to 6 class) E2MV2B10A6 (8 & 10 class)				E2MV207A6 (2 up to 7 class) E2MV210A6 (8 & 10 class)		
E2MV2B07A6	E2MV2B07A6	E2MV2B07A6			E2MV207A6	E2MV207A0 (2 up to 7 class) E2MV210A6 (8 & 10 class)		
E2MVD03A6 (1 up to 35 class) E2MVD06A6 (4 & 6 class) E2MVD10A6 (8 & 10 class)	E2MVD03A6 (2 & 3 class) E2MVD06A6 (6 class) E2MVD10A6 (8 class)	E2MVD03A6 (1 up to 35 class) E2MVD06A6 (4 & 6 class) E2MVD10A6 (8 & 10 class)						
E4MVD03A6 (1 up to 35 class) E4MVD06A6 (4 & 6 class) E4MVD10A6 (8 & 10 class)	E4MVD03A6 (2 & 3 class) E4MVD06A6 (4 & 6 class) E4MVD10A6 (8 & 10 class)	E4MVD03A6 (1 up to 35 class) E4MVD06A6 (4 & 6 class) E4MVD10A6 (8 & 10 class)						
E2M2V03A6 (1 up to 35 class) E2M2V06A6 (4 & 6 class) E2M2V10A6 (8 & 10 class)	E2M2V03A6 (2 & 3 class) E2M2V06A6 (6 class) E2M2V10A6 (8 class)	E2M2V03A6 (1 up to 35 class) E2M2V06A6 (4 & 6 class) E2M2V10A6 (8 & 10 class)						
E4M2V03A6 (1 up to 35 class) E4M2V06A6 (4 & 6 class) E4M2V10A6 (8 & 10 class)	E4M2V03A6 (2 & 3 class) E4M2V06A6 (6 class) E4M2V10A6 (8 class)	E4M2V03A6 (1 up to 35 class) E4M2V06A6 (4 & 6 class) E4M2V10A6 (8 & 10 class)						
E2M2V207A6 (1 up to 35 class) E2M2V210A6 (8 & 10 class)	E2M2V207A6 (2, 3 & 6 class) E2M2V210A6 (8 class)	E2M2V207A6 (1 up to 35 class) E2M2V210A6 (8 & 10 class)						
③	③	③						
E2MPV03A6 (1 up to 35 class) E2MPV06A6 (4 & 6 class) E2MPV10A6 (8 & 10 class)		E2MPV03A6 (1 up to 35 class) E2MPV06A6 (4 & 6 class) E2MPV10A6 (8 & 10 class)						
E4MPV03A6 (1 up to 35 class) E4MPV06A6 (4 & 6 class) E4MPV10A6 (8 & 10 class)		E4MPV03A6 (1 up to 35 class) E4MPV06A6 (4 & 6 class) E4MPV10A6 (8 & 10 class)						
E2MPV207A6 (1 up to 6 class) E2MPV210A6 (8 & 10 class)		E2MPV207A6 (1 up to 6 class) E2MPV210A6 (8 & 10 class)						
③		③						

Options & accessories - Fan coil units

	INDOOR UNITS	FWG-AT/AF	FWC-BT/BF	FWF-BT/BF	FWF-CT	FWZ-AT/AF	FWV-DAT/DAF	FWR-AT/AF
Adapters	Installation box/Mounting plate for adapter PCBs (when there is no space in the switchbox)		KRP1H98	KRP1BA101				
	Wiring adapter for electrical appendices		KRP2A52 [2] KRP4AA53 [2]	KRP2A52 [2] KRP4AA53 [2]				
	EKROROA Remote ON/OFF			③				
	Remote sensor		KRCS01-4	KRCS01-1				
	EKFCMBCB Optional PCB for MODBUS connection		③	③				
	EKRP1C11 Wiring adapter with 4 output signals for valve control PDB		③					
	FWTSKA Temperature sensor kit					③	③	③
	FWHSKA Relative humidity sensor kit					③	③	③
	YFSTA6 Fan stop thermostat						③	
	EPIMSA6 Master-slave interface						③	
	EPIB6 Power interface							
Others	KDDQ44XA60 Fresh air intake kit (direct installation type)			③				
	KDDQ55C140 Fresh air intake kit - 20% fresh air (direct installation type)		③					
	Fresh air intake					EFA02A6 (2 class) EFA03A6 (3 class) EFA06A6 (6 class) EFA10A6 (8 class)	EFA02A6 (1, 15 & 2 class) EFA03A6 (25 & 3 class) EFA06A6 (35, 4 & 6 class) EFA10A6 (8 & 10 class)	EFA02A6 (2 class) EFA03A6 (3 class) EFA06A6 (6 class) EFA10A6 (8 class)
	KJB212A Electrical box with earth terminal (2 blocks)		③	③				
	KJB311A Electrical box with earth terminal (3 blocks)		③	③				
	KJB411A Eletrical box with earth terminal		③	③				
	Electric heater (standard)					EEH02A6 (2 class) EEH03A6 (3 class) EEH06A6 (6 class) EEH10A6 (8 class)	EEH01A6 (1 class) EEH02A6 (15 & 2 class) EEH03A6 (25 & 3 class) EEH06A6 (35, 4 & 6 class) EEH10A6 (8 & 10 class)	EEH02A6 (2 class) EEH03A6 (3 class) EEH06A6 (6 class) EEH10A6 (8 class)
	Electric heater (big)							
	Additional heat exchanger					ESRH02A6 (2 class) ESRH03A6 (3 class) ESRH06A6 (6 class) ESRH10A6 (8 class)	ESRH02A6 (1, 15 & 2 class) ESRH03A6 (25 & 3 class) ESRH06A6 (35, 4 & 6 class) ESRH10A6 (8 & 10 class)	ESRH02A6 (2 class) ESRH03A6 (3 class) ESRH06A6 (6 class) ESRH10A6 (8 class)
	Supporting feet					ESFV06A6 (2, 3 and 6 class) ESFV10A6 (8 class)	ESFV06A6 (1 up to 6 class) ESFV10A6 (8 & 10 class)	ESFV06A6 (2, 3 and 6 class) ESFV10A6 (8 class)
	Supporting feet and grille					ESFVG02A6 (2 class) ESFVG03A6 (3 class) ESFVG06A6 (6 class) ESFVG10A6 (8 class)	ESFVG02A6 (1, 15 & 2 class) ESFVG03A6 (25 & 3 class) ESFVG06A6 (35, 4 & 6 class) ESFVG10A6 (8 & 10 class)	ESFVG02A6 (2 class) ESFVG03A6 (3 class) ESFVG06A6 (6 class) ESFVG10A6 (8 class)
	Plenum box with circular connections							
	Vertical auxiliary drain pan					EDPVB6	EDPVB6	EDPVB6
	Horizontal auxiliary drain pan					EDPHB6	EDPHB6	EDPHB6

2. Requires KRP1H98

FWL-DAT/DAF	FWS-AT/AF	FWM-DAT/DAF	FWT-CT	FWE-CT/CF	FWP-AT	FWB-BT	FWD-AT/AF	FWN-AT/AF
③	③	③		③	③	③		③
③	③	③		③	③	③	③	③
③		③				③	③	③
③		③		③		③	③	③
							③ (only 12, 16 & 18 class)	
EFA02A6 (1, 15 & 2 class) EFA03A6 (25 & 3 class) EFA06A6 (35, 4 & 6 class) EFA10A6 (8 & 10 class)	EFA02A6 (2 class) EFA03A6 (3 class) EFA06A6 (6 class) EFA10A6 (8 class)	EFA02A6 (1, 15 & 2 class) EFA03A6 (25 & 3 class) EFA06A6 (35, 4 & 6 class) EFA10A6 (8 & 10 class)					EDMFA04A6 (4 class) EDMFA06A6 (6 class) EDMFA10A6 (8 & 10 class) EDMFA12A6 (12 class) EDMFA18A6 (16 & 18 class)	EDMFA04A6 (4 & 5 class) EDMFA06A6 (6 & 7 class) EDMFA10A6 (8 & 10 class)
EEH01A6 (1 class) EEH02A6 (15 & 2 class) EEH03A6 (25 & 3 class) EEH06A6 (35, 4 & 6 class) EEH10A6 (8 & 10 class)	EEH02A6 (2 class) EEH03A6 (3 class) EEH06A6 (6 class) EEH10A6 (8 class)	EEH01A6 (1 class) EEH02A6 (15 & 2 class) EEH03A6 (25 & 3 class) EEH06A6 (35, 4 & 6 class) EEH10A6 (8 & 10 class)			Factory mounted	Factory mounted	EDEH04A6 (4 class) EDEHS06A6 (6 class) EDEHS10A6 (8 & 10 class) EDEHS12A6 (12 class) EDEHS18A6 (16 & 18 class)	EDEH04A6 (4 & 5 class) EDEHS06A6 (6 & 7 class) EDEHS10A6 (8 & 10 class)
							EDEH04A6 (4 class) EDEHB06A6 (6 class) EDEHB10A6 (8 & 10 class) EDEHB12A6 (12 class) EDEHB18A6 (16 & 18 class)	EDEH04A6 (4 & 5 class) EDEHB06A6 (6 & 7 class) EDEHB10A6 (8 & 10 class)
ESRH02A6 (1, 15 & 2 class) ESRH03A6 (25 & 3 class) ESRH06A6 (35, 4 & 6 class) ESRH10A6 (8 & 10 class)	ESRH02A6 (2 class) ESRH03A6 (3 class) ESRH06A6 (6 class) ESRH10A6 (8 class)	ESRH02A6 (1, 15 & 2 class) ESRH03A6 (25 & 3 class) ESRH06A6 (35, 4 & 6 class) ESRH10A6 (8 & 10 class)			EAH04A6 (2-4 class) EAH07A6 (5-7 class)	EAH04A6 (2-4 class) EAH07A6 (5-7 class) EAH10A6 (8-10 class)		
ESFV06A6 (1 up to 6 class) ESFV10A6 (8 & 10 class)	ESFV06A6 (2, 3 & 6 class) ESFV10A6 (8 class)	ESFV06A6 (1 up to 6 class) ESFV10A6 (8 & 10 class)						
ESFVG02A6 (1, 15 & 2 class) ESFVG03A6 (25 & 3 class) ESFVG06A6 (35, 4 & 6 class) ESFVG10A6 (8 & 10 class)	ESFVG02A6 (2 class) ESFVG03A6 (3 class) ESFVG06A6 (6 class) ESFVG10A6 (8 class)	ESFVG02A6 (1, 15 & 2 class) ESFVG03A6 (25 & 3 class) ESFVG06A6 (35, 4 & 6 class) ESFVG10A6 (8 & 10 class)						
	EPCC02A6 (2 class) EPCC03A6 (3 class) EPCC06A6 (6 class) EPCC10A6 (8 class)	EPCC02A6 (1,15 & 2 class) EPCC03A6 (25 & 3 class) EPCC06A6 (35, 4 & 6 class) EPCC10A6 (8 & 10 class)						
EDPVB6	EDPVB6	EDPVB6					EDDPV10A6 (4, 6, 8, 10 class) EDDPV18A6 (12, 16 & 18 class)	EDDPV10A6
EDPHB6	EDPHB6	EDPHB6					EDDPH10A6 (4, 6, 8, 10 class) EDDPH18A6 (12, 16 & 18 class)	EDDPH10A6

Daikin air handling units, with their plug-and-play design and inherent flexibility, can be configured and combined specifically to meet the exact requirements of any building, no matter what it is used for or who is to work there. Our systems are designed to be the most environmentally friendly and the most energy efficient on the market, thus reducing their ecological impact, while, at the same time, keeping costs down through the minimisation of energy consumption.

When combined with the small physical footprint of the system, these features make our air handling units ideal for all markets.

Air handling units

Why choose Daikin air handling units? 568

Products overview 572

Software and Eurovent certification 573
The working principle at a glance 574
D-AHU Professional 576
D-AHU Modular R 577
NEW D-AHU Modular P 578
NEW D-AHU Modular L 579
UNIQUE Daikin fresh air package 580

Options 581

For latest data, please consult my.daikin.eu

Daikin air handling units

Why choose Daikin air handling units?

- Maximum energy efficiency and indoor air quality
- Wide range of functions and options
- **High quality** components
- **Innovative** technology: Unique features and state of the art technology for short payback
- Operation **efficiency** and energy **savings**
- Outstanding **reliability** and **performance**
- Various applications are possible including air conditioning applications, industry-type process cooling, and large-scale district heat source systems.
- Plug and play concept for easy installation and commissioning
- Unique Daikin fresh air package available for connection of AHU to VRV or ERQ

Benefits for the installer

› Simple precise commissioning through pre-programmed DDC controller
› Reduced installation time thanks to internal electrical wiring and external terminal connections avoiding drilling into unit panels
› Flush mounted electrical control panel avoiding risk of damage during transport and installation

Benefits for the consultant

› Quick selection tool - in-house developed web software with improved user interface allowing for a professional report in a few clicks
› Unlimited configuration options

Benefits for the end user

› Energy efficient controls, allowing the user to determine a wide range of settings, resulting in excellent operational flexibility
› Safe operation - fully integrated electrical panel for units taller than 80cm
› Amazing tailor made capability to meet the specific customer needs

Marketing tools

› Watch the time-lapse video of a Daikin AHU construction on www.youtube.com/daikineurope

› Download our brochure on air handling units from my.daikin.eu

› Follow the wizard and select or modify your Modular or Professional AHU in a few clicks!

Packaged control solution for Daikin AHU

› Electrical control panel complete with Direct Digital Control (DDC) controller
› Internal fitting of all sensors and pressure measurement devices
› Built-in temperature, humidity and CO_2 sensors
› Internal electrical wiring for all components

Energy efficient while focusing on maximum comfort

› Set points can be specified for supply, return or room temperature
› Precise control of all AHU components such as mixing dampers, heat recovery wheels, water valves, pressure switches for filters and fans, fan motors and inverters

Plug and play design

› Low voltage fast connectors in between AHU sections

Easy start-up and commissioning

› Pre-programmed and factory-tested controls ensuring all wiring is installed correctly
› Reduced energy and operating costs

Daikin Fresh air package

Unique in the market

› Plug and play connection of Professional or Modular R AHU to Daikin VRV and ERQ
› Factory mounted package containis a.o. expansion valve, electronic interface and sensors
› Ensuring high efficiency and comfort



SMART CONTROLS

DAMPER AND EC FAN

HEAT RECOVERY
WHEEL AND FILTER

D-AHU MODULAR R INSTALLATION

COMFORTABLE INDOOR CLIMATE

Products overview

D-AHU Professional



Professional

› Pre-configured sizes
› **Tailored to the individual customer**
› Modular construction

Modular R

› Pre-configured sizes
› Plug and play concept
› EC fan technology
› **Heat recovery wheel (sorption and sensible**
› **technology)**
› **Compact design**

D-AHU Modular R

500 m³/h
up to 25,000 m³/h

Modular P

› Pre-configured sizes
› Plug and play concept
› EC Fan technology
› **High efficiency aluminium counter flow plate heat exchanger**
› **Compact design**

D-AHU Modular P

500 m³/h
up to 15,000 m³/h

› Modular L

› Pre-configured sizes
› Plug and play concept
› EC Fan technology
› **High efficiency aluminium counter flow plate heat exchanger**
› **Low height unit**
› **For false ceiling applications**

D-AHU Modular L

250 m³/h
up to 2,500 m³/h

Selection software

ASTRA Web

› Quick AHU selection that will save you precious time, drastically reducing selection time through the new software interface.
› Very competitive solution available within the Wizard thanks to pre-uploaded parameters.
› High selection quality, thanks to the intelligence embedded within the software core.

Quickly select your air handling unit by following the wizard:

1. Select the series: D-AHU Professional or D-AHU Modular R
2. Insert the air flow supply and return
3. Insert the summer/winter air supply setpoint
4. Insert the summer/winter outdoor and extract temperature

You will get immediately your 3D result and it's ready to customize!

Adding or changing the components: coils for the Modular R or filters, recuperators etc for the Professional range.
Options as insultation type and metal sheet can be selected.

When finished a technical report, price list, fan curve chart and psychrometric chart can be generated. These final reports can be downloaded in different formats.

Eurovent certification

Daikin Applied Europe S.p.A. participates in the Eurovent Certified Performance programme for Air Handling Units.
Check ongoing validity of certificate:
www.eurovent-certification.com
or www.certiflash.com

EUROVENT CERTIFIED PERFORMANCE
www.eurovent-certification.com

Result sp65	Eurovent Classification according to EN1886					
D1	Casing strength class	D1	D2	D3		
	Max. relative deflection mm x m^{-1}	4.00	10.00	EXCEEDING10		
L1	Casing air leakage class at -400 Pa	L1	L2	L3		
	Max. leakage rate (f_{400}) l x s^{-1} x m^{-2}	0.15	0.44	1.32		
L1	Casing air leakage class	L1	L2	L3		
	Max. leakage rate (f_{700}) l x s^{-1} x m^{-2}	0.22	0.63	1.90		
F9	Filter bypass leakage class	F9	F8	F7	F6	G1 TO F5
	Max. filter bypass leakage rate k in % of the volume flow rate	0.50	1	2	4	6
T2	Thermal transmittance	T1	T2	T3	T4	T5
	(U) W/m^2 x K	U <= 0.5	0.5 < U <= 1	1 < U <= 1.4	1.4 < U <= 2	No requirements
TB2	Thermal bridging factor	TB1	TB2	TB3	TB4	TB5
	(kb) W x m^{-2} x K-1	0.75 < K_b <= 1	0.6 < K_b <= 0.75	0.45 < K_b <= 0.6	0.3 < K_b <= 0.45	No requirements

The working principle at a glance

Typical configurations for Daikin air handling units provide a versatile range of functions.
Our system offers numerous options for customisation through an extensive range of variations and added functionality.

Supply side

1. Damper section including ventilation grilles, factory-mounted actuators
2. Bag filter with factory-mounted differential pressure manometer and hinged door
3. Heat recovery system (plate heat exchanger or rotation heat exchanger)
4. Mixing box with damper and factory-mounted actuators
5. R-410A with heat recovery system with galvanised condensate tray and drip protection
6. Supply air fan (with hinged door, opening, drive monitoring, mounted and cabled lighting and ON/OFF switch)



Fans
- EC plug fan
- Forward curved fan
- Backward curved fan
- Backward airfoil blades fan
- Plug fan

Exchangers
- Water coils
- Steam coils
- Direct expansion coil
- Superheated water coils
- Electric coils

Humidifiers
- Evaporative humidifier without pump (loss water)
- Evaporative humidifier with re-circulating pump
- Air washer without pump (loss water)
- Air washer with re-circulating pump
- Steam humidifier with direct steam production
- Steam humidifier with local distributor
- Atomized water spray humidifier

Control system on plug and play solution basis

› Air temperature control
› Chilled water and DX cooling system control
› Free cooling
› CO_2 automatic control

Unique section to section thermal break profile

› Thermal bridge free for the entire AHU
› Smooth interior surface with improved IAQ (Indoor Air Quality)

Conventional design

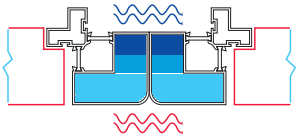

Daikin design

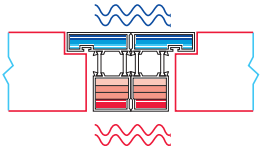



Return side

7 Bag filter with factory-mounted differential pressure manometer and hinged door.

8 Exhaust air fan (with hinged door, opening, drive monitoring, mounted and cabled lighting and ON/OFF switch)

9 Mixing box with damper and factory-mounted actuators

10 Heat recovery system (plate heat exchanger or rotation exchanger)

11 Damper section including ventilation grilles, factory-mounted actuators

Heat recovery systems
› Heat wheel, sensible or sorption
› Plate heat exchanger (optional bypass)
› Run-around coils

Other section
› Attenuator section
› Mixing box section with actuators or manual controlled dampers
› Empty section

Filters
› Synthetic pleated filter
› Flat filter aluminium mesh
› Rigid bag filter
› Soft bag filter
› High efficiency filter
› Carbon absorption filter
› Carbon deodorizing filter

Accessories
› Control features
› Frost protection
› Manometers
› Drive guard
› Roof
› …

Professional

Flexible solution for custom applications

Flexible design

Daikin Professional air handlers are tailored to your needs, optimizing always the unit for the most cost-effective selection and manufacturing standardization.

› Air flow from 500 m^3/h up to 144,000 m^3/h.
› All the units can be modularly designed to facilitate the transport and the assembly on site.

Variable dimensioning

Size	Airflow (m^3/h)	Height - mm	Width - mm
1	1,800	640	720
2	2,200	640	810
3	3,500	740	980
4	5,400	840	1,190
5	6,600	840	1,390
6	7,600	940	1,390
7	9,000	1,090	1,380
8	11,000	1,150	1,550
9	14,000	1,270	1,720
10	18,300	1,390	1,970
11	23,800	1,570	2,190

Size	Airflow (m^3/h)	Height - mm	Width - mm
12	29,800	1,690	2,480
13	33,800	1,870	2,510
14	43,200	1,990	2,940
15	51,000	2,110	3,230
16	63,000	2,290	3,620
17	68,000	2,290	3,890
18	77,000	2,290	4,410
19	87,000	2,410	4,660
20	95,400	2,470	4,960
21	111,200	2,590	5,460
22	127,000	2,650	6,060

› 1 cm increment for width & height dimensions
› No additional cost for customized unit size
› No additional lead time

Example

Airflow (m^3/h)	Unit Size	Height (mm)	Width (mm)	Face Velocity (m/s)
47,000	Size 15	2,110	3,230	2.27
	1,920x2,720	2,110	2,950	2.5

Plug and play: More control, more flexibility

The plug and play control system allows for more precise control than ever before, allowing the user to determine a wide range of settings, resulting in excellent operational flexibility.
The factory-fitted electrical control panel, complete with Direct Digital Control (DDC) is combined with in-built temperature, humidity and CO_2 sensors to control mixing dampers, heat recovery wheels, water valves, pressure switches for filters and fans, fan motors and inverters.
All these components are wired internally and individual AHU modules are linked by fast connectors.
The AHU control system can manage the chilled water coil, hot water coil, DX cooling and/or heating coil(s) (in conjunction with ERQ/VRV) of single or multiple refrigerant circuits (up to a maximum of four circuits per DX coil).

Modular R

High-end solution with heat recovery

Energy efficiency and indoor air quality

- Predefined sizes
- IE4 premium efficiency motor
- High efficiency heat wheel (heat recovery)
- Compact design
- Advanced control features
- Easy installation
- Indoor air quality compliant with VDI 6022 hygiene guideline
- Operating limits from -25 °C, -40 °C with electric heaters, up to +46 °C ambient temperature
- VRV IV and ERQ coupling capability
- Indoor and outdoor versions
- Free cooling capability
- Economy and Night mode operation
- Monitoring and control through Daikin ITM

EC Fan

- Air flow or pressure control (Variable Air Volume - Constant Air Volume)
- Nominal air flow programmed at factory
- Silent operation

Simple, quick installation

The Modular series' Plug and play design is more than just a convenient feature for installers. It offers cost-saving benefits as there is no need for expensive adjustments before the unit is commissioned.
Plug and play makes everyone's life simpler, safer and more economical.

D-AHU Modular R			1	2	3	4	5	6	7	8	9	10
Airflow		m^3/h	1,200	1,700	2,700	4,100	5,500	6,100	7,000	9,100	11,500	15,000
Temp. efficiency winter		%	81.30	76.60	76.90	77.20	76.80	77.10	78.10	77.20	77.20	77.90
External static pressure	Nom.	Pa	200	200	200	200	200	200	200	200	200	200
Current	Nom.	A	2.64	3.98	2.20	3.3	4.10	4.60	4.98	6.48	8.52	10.68
Power input	Nom.	kW	0.59	0.89	1.40	2.03	2.60	2.84	3.10	4.14	5.20	6.68
SFPv		$kW/m^3/s$	1.78	1.88	1.86	1.78	1.70	1.68	1.60	1.64	1.63	1.60
Electrical supply	Phase	ph	1	1	3+N	3+N	3+N	3+N	3+N	3+N	3+N	3+N
	Frequency	Hz	50	50	50	50	50	50	50	50	50	50
	Voltage	V	230	230	400	400	400	400	400	400	400	400
Dimensions unit	Length	mm	1,320	1,320	1,540	1,740	1,740	1,920	1,920	2,180	2,460	2,570
	Depth	mm	1,700	1,700	1,800	1,920	2,080	2,280	2,400	2,450	2,280	2,400
	Height overall	mm	720	820	990	1,200	1,400	1,400	1,600	1,940	1,940	2,300
Weight unit		kg	325	350	475	575	750	790	950	1,330	1,410	1,750
Sound level at 1m		Lp dB(A)*	36	43	38	41	42	41	41	39	42	40

Modular P

AHU with plate heat exchanger

Highlights

› 10 Predefined sizes
› Compliant with VDI 6022
› Operating limits from -25 C, -40C with electric heaters
› Plug & Play Controls
› Monitoring and control through Daikin ITM
› Easy installation and commissioning

EC Fan

› Inverter driven with IE4 premium efficiency motor
› High-efficient blade profiling
› Reduced energy consumption
› Optimized SFP (Specific Fan Power) for an efficient unit operation

Heat exchanger

› Premium quality counter flow plate heat exchanger
› Up to 92% of the thermal energy recovered
› No cross contamination

D-AHU Modular P			1	2	3	4	5	6	7	8	9	10
Airflow		m^3/h	1,100	1,600	2,400	3,100	3,700	4,750	5,500	8,000	10,400	12,500
Thermal efficiency		%	90.4	90.6	90	89.9	89.8	89.9	89.9	90.1	89.9	89.9
External static pressure	Nom.	Pa	200	200	200	200	200	200	200	200	200	200
Current	Nom.	A	1.952	3.12	1.576	2.26	2.56	3.3	3.8	4.86	7.32	8.24
Power input	Nom.	kW	0.44	0.676	0.956	1.286	1.504	1.92	2.27	3.02	4.36	5
SFPv		$kW/m^3/s$	1.44	1.52	1.43	1.49	1.46	1.46	1.49	1.36	1.51	1.44
Electrical supply	Phase	ph	1	1	3	3	3	3	3	3	3	3
	Frequency	Hz	50	50	50	50	50	50	50	50	50	50
	Voltage	V	230	230	400	400	400	400	400	400	400	400
Dimensions unit	Width	mm	720	820	990	1,200	1,400	1,400	1,600	1,940	1,940	2,300
	Height	mm	1,320	1,320	1,540	1,740	1,740	1,920	1,920	2,180	2,460	2,570
	Length	mm	2,030	2,200	2,610	2,660	2,800	3,210	3,340	3,840	4,060	4,190
Weight unit		kg	343	358	512	604	785	852	964	1,449	1,700	2,071

Modular L

Premium efficiency heat recovery unit

Highlights

› 6 Predefined sizes
› Compliant with VDI 6022
› Exceeding ERP 2018 requirement
› Plug & Play Controls
› Best choice when Compactness is needed (only 280 mm height up to 550 m³/h)
› Easy installation and commissioning

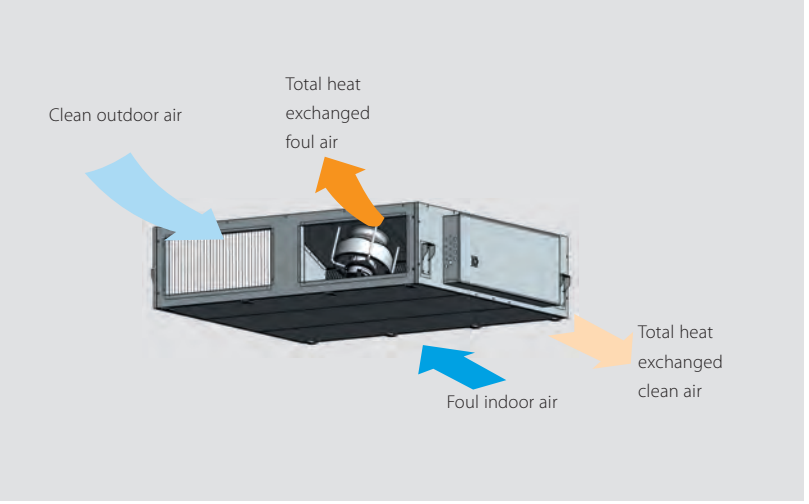

EC centrifugal fan

› Inverter driven with IE4 premium efficiency motor
› High-efficient blade profiling
› Reduced energy consumption
› Optimized SFP (Specific Fan Power) for an efficient unit operation
› Maximum ESP available 300 Pa (at nominal conditions)

Heat exchanger

› Premium quality counter flow plate heat exchanger
› Up to 93% of the thermal energy recovered
› High grade aluminum allowing high grade corrosion protection

D-AHU Modular L			2	3	4	5	6	7
Airflow		m³/h	300	600	1,200	1,500	2,500	3,000
Thermal efficiency		%	90.7	90.2	90.5	89.7	90.1	89.5
External static pressure	Nom.	Pa	100	100	100	100	100	100
Current	Nom.	A	0.60	1.21	2.28	2.89	4.30	2.13
Power input	Nom.	kW	0.14	0.28	0.53	0.66	0.99	1.40
SFPv		kW/m³/s	1.40	1.55	1.50	1.55	1.40	1.65
Electrical supply	Phase	ph	1	1	1	1	1	3
	Frequency	Hz	50	50	50	50	50	50
	Voltage	V	230	230	230	230	230	380
Dimensions unit	Width	mm	870	980	1,335	1,335	2,000	2,000
	Height	mm	280	350	415	415	500	500
	Length	mm	1,410	1,470	1,550	1,550	1,800	1,800
Weight unit		kg	109	142	202	209	335	337

Daikin fresh air package

Unique in the market

Plug and play connection of AHU to Daikin VRV and ERQ

The Daikin fresh air package provides a complete solution, including all unit controls (expansion valve, control box and AHU controller) and sensors factory mounted and configured.

Higher efficiency

Daikin heat pumps are renowned for their high energy efficiency. Integrating the AHU with a heat recovery system is even more effective since an office system can frequently be in cooling mode while the outdoor air is too cold to be brought inside in an unconditioned state. In this case heat from the offices is merely transferred to heat up the cold incoming fresh air.

High comfort levels

Daikin ERQ and VRV units respond rapidly to fluctuations in supply air temperature, resulting in a steady indoor temperature and resulting in high comfort levels for the end user. The ultimate is the VRV range which improves comfort even more by offering continuous heating, also during defrost.



For more information on the connection of VRV or ERQ DX units with air handling units refer to the chapter Ventilation & Biddle air curtains of this catalogue

Construction type		SP 65	SP 45
Profile	Anodized aluminium	option	option
	Anodized aluminium with thermal break	option	option
Corner	Glass fibre reinforced nylon	standard	standard
Panel insulation	Polyurethane foam density 40 kg/m³ thermal conductivity 0.022 W/m*K fire reaction class b-s2, diam. as per EN13501-1	standard	standard
	Mineral wool density 120 kg/m³ thermal conductivity 0.036 W/m*K (referred to 20°C) fire reaction class A1 as per EN 135011	option	option
External sheet material	Pre-coated galvanized steel	option	option
	Aluzinc	standard	standard
	Galvanized steel	option	option
	Aluminium	option	option
	AISI 304 stainless steel	option	option
Internal sheet material	Pre-coated galvanized steel	option	option
	Aluzinc	standard	standard
	Aluminium	option	option
	AISI 304 stainless steel	option	option
Base frame	Aluminium up to 35,000 m³/h	standard	standard
	Galvanized steel from 35,000 m³/h	standard	standard
Handle	Glass fibre reinforced nylon	standard	standard
Type	Compression type	standard	standard
	Hinge function type (possibility to remove door)	option	option

Daikin is a strong challenger in the refrigeration market. We can create the ideal solution for each customer's specific situation.
As our products contain the latest technologies we ensure the highest energy efficiency. Our units are rigorously tested in order to provide you reliable operation.
With the acquisition of Zanotti, we expand our refrigeration business providing a larger and more diverse product line for all aspects in the cold chain.

Refrigeration

Why choose Daikin refrigeration? 584

Products overview Daikin refrigeration 588

ZEAS condensing unit 590
LRMEQ-BY1 592
LREQ-BY1 593

Conveni-Pack 596
LRYEQ-AY 596

Commercial condensing units 599
JEHCCU-CM1/3 599
JEHSCU-CM1/3 600
JEHCCU-CL1/JEHSCU-CL3 601

Booster unit 602
LCBKQ-AV1 602

Options 602

NEW Zanotti range 604

For latest data, please consult my.daikin.eu

Leading commercial and industrial refrigeration solutions

We know refrigeration inside out

- **High efficient** solutions to match your refrigeration needs
- Innovative and reliable technology including heat recovery solutions:
  proven and tested for ZEAS and CONVENI-PACK
- Compliant with **new F-Gas regulation** (R-410A)
- Urban proof solutions in terms of **compact dimensions** and **low sound levels**
- With the acquisition of Zanotti refrigeration group we will **extend our product range** which allows us to fullfill any refrigeration demand to guarantee the complete cold chain

Benefits for the installer/consultant

› Plug and play solutions through monobloc and bi-bloc systems
› Pre-charged and factory-tested
› Compact design for restricted installation space
› Incorporated inverter technology into the outdoor compressors and fans
› Shorter delivery time for Conveni-Pack and ZEAS as they are manufactured in Europe
› Easy and intuitive selection of outdoor condensing units with Refrigeration Xpress
› Wide range to match most refrigeration needs according to F-gas Regulation

Benefits for the end user

› High efficiency technology for high ROI
› Heat recovery technology on Conveni-Pack
› Proven reliability and high performance
› Ideal for urban applications
› Contributing to better environment thanks to low total equivalent warming impact

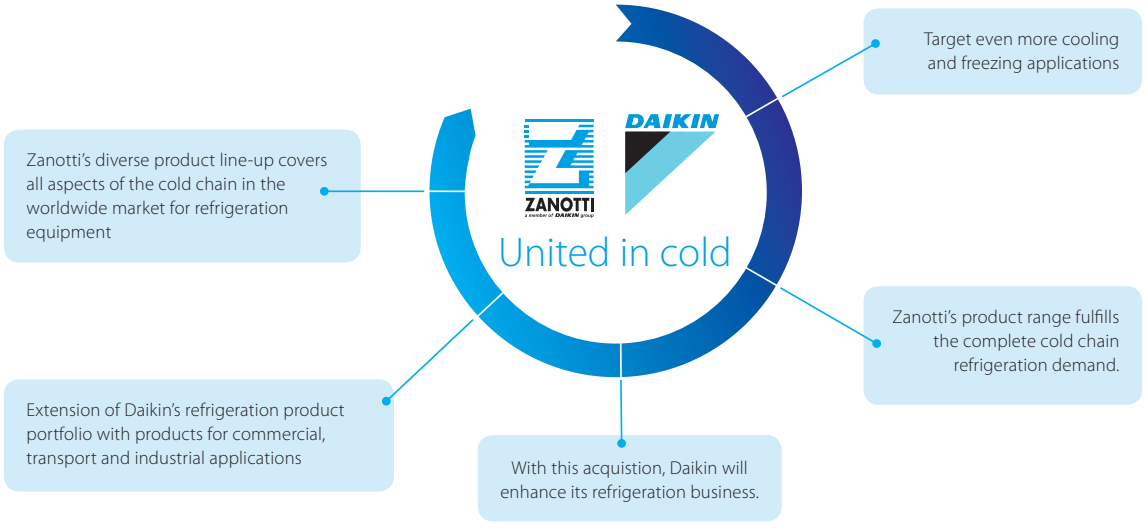

References

"We wanted a future-proof, energy efficient and proven technology with high reliability."
Bakery cooperative, Germany

'With Conveni-Pack, we have a complete and totally reliable solution for all our heating and air conditioning needs, as well as for refrigerating all our fresh and frozen products.'
Food store, Austria

In a German supermarket Conveni-Pack teams up with ZEAS to supply service counters, fridges, an air curtain and indoor A/C units, a cooling storage room and deep-freeze cabinets.

"Freshness and healthy nutrition contribute to patient recovery. The storage of easily perishable goods plays a key role here. That's why Municipal Hospital opted for a special refrigeration technology: ZEAS."
Kiel Municipal Hospital, Germany

"An organic market should not just sell sustainable food products but should also use green energy and as little as possible. It was not just for reasons of conscience and image that Bergfeld's Biomarkt in Bonn decided on ZEAS from Daikin."
Bergfeld's Biomarkt, Germany

"The flexible system optimally accommodates different cooling temperatures for all refrigerating units and can be controlled remotely. The system's near-silent operation guarantees that the noise level is kept at a minimum for residents."
Hotel 47°, Germany

E. LECLERC, HYPERMARKET
ZEAS

CHILLED WITH ZEAS

EDEKA, SUPERMARKET
CONVENI-PACK (2) AND ZEAS (1)

BÄKO WEST EG, BAKERY CO-OPERATIVE

ZEAS FOR COOLING (6) AND FREEZING (6)

ZIGGO DOME, EVENT HALL

ZEAS FOR COOLING (6) AND FREEZING (2)

Products overview

Model	Product name	Capacity (kW)	0	2	5	10	25	50	100	150	300	450
Small inverter condensing unit for commercial refrigeration	Mini-ZEAS LRMEQ-BY1											
Inverter condensing unit for commercial refrigeration	ZEAS LREQ-BY1											
	Multi ZEAS LREQ-BY1R											
Integrated solution for chilling, freezing and comfort cooling and heating	Conveni-Pack LRYEQ-AY											
Booster unit to allow both ZEAS and Conveni-Pack freezing applications	Booster unit LCBKQ-AV1											
Commercial condensing units with reciprocating technology	CCU JEHCCU-M1/M3/L1/L3 JEHCCU-CM1/CM3											
Commercial condensing units with scroll technology	SCU JEHSCU-M1/M3/L3 JEHSCU-CM1/CM3											

Chilling Freezing Air conditioning Heating

ZEAS condensing unit for medium and low temperature refrigeration

Why choose ZEAS?

Whether it is restaurants, supermarkets or event halls - ZEAS from Daikin is as individual as the requirements of the industries where it is used.

High energy efficiency

› Daikin inverter scroll compressor with economizer technology
› DC inverter fan technology
› Eco-design compliant
› F-Gas regulation (R-410A) compliant

Reliable operation

› ZEAS condensing units are rigorously tested on the assembly line
› Proven inverter scroll technology
› Anti-corrosion treatment on the housing ensures long life even in extreme conditions

Small foot print and low weight

› Extremely compact and space-saving design
› Easy to install, even in the smallest spaces
› Indoor installation possible
› Best surface to capacity ratio on the market
› Low weight thanks to the compact design

Comfort

› Quiet operation, unobtrusive for customers and neighbours
- High grade sound insulation on panels and compressors
- Condenser fans designed to limit noise
- 4 low noise operation settings including night mode
› Wide temperature range allows multiple cabinet, freezer and cold room combinations

Intelligent control

› Unit can be connected to a 3rd party monitoring system
› Remote control of target evaporation temperature, reset errors and other functions
› Refrigeration unit can be controlled remotely through a powerful interface

Benefits for installers

› Reduced delivery time thanks to European manufacturing plant
› Suitable for indoor and outdoor installation
› Reduced piping requirements and installation time
› Integrated electrical & control box
› Unit already pre-charged with refrigerant

Benefits for consultants

› One model can cover for most refrigeration needs in the market
› Single unit can both cool and freeze, minimising the investment
› Wide capacity range
› High modularity of the refrigeration system
› Suitable to indoor installations through the use of high ESP fans

Benefits for end users

› Energy consumption is cut by 10 to 35% compared to traditional refrigeration equipment
› Small footprint and low weight requiring only light weight supporting structures
› A neighbourhood-friendly choice with its special night operation mode

ZEAS, the smart choice for medium and low temperature refrigeration

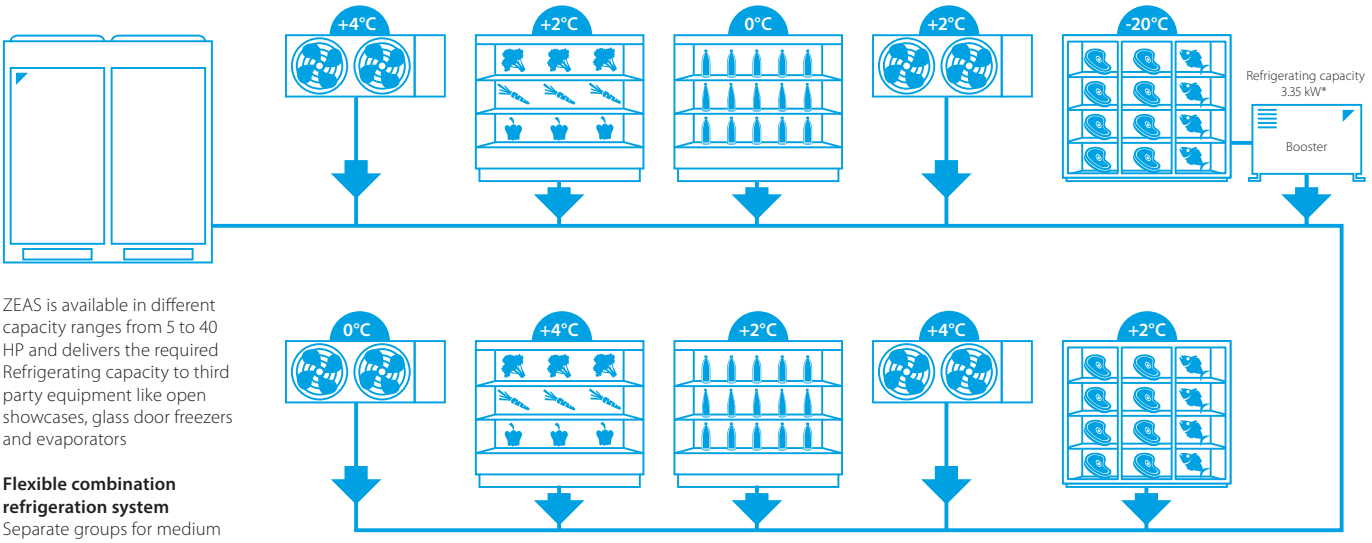

ZEAS is available in different capacity ranges from 5 to 40 HP and delivers the required Refrigerating capacity to third party equipment like open showcases, glass door freezers and evaporators

Flexible combination refrigeration system
Separate groups for medium and low temperature cooling, each with multiple cabinets and different temperatures. This flexibility and energy savings of up to 50% are only possible with ZEAS-systems.

Operating range
Ambient temperatures: -20°C to +43 °C
Evaporating temperatures: -45°C to +10°C

* Te= -35°C, Tc = -10°C, 10 K SH, Tamb = 32°C

Marketing tools

› See how transportation is simulated and vibrations are tested on our shaker (search: vibration ZEAS)

› Watch why a Dutch culture and entertainment venue chose ZEAS for its beverage cooling (search: Energiehuis ZEAS)
www.youtube.com/DaikinEurope

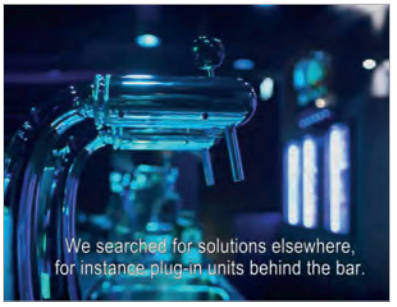

Refrigeration Xpress selection software

› User-friendly design and selection software for Conveni-Pack, CCU/SCU, monoblocks, bi-blocks and ZEAS condensing units. Its detailed report includes a list of materials, piping and wiring diagrams, and device options.

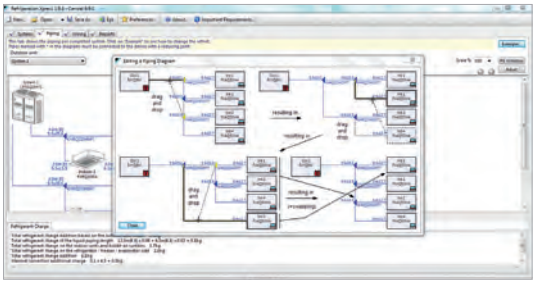

Mini-ZEAS condensing unit for commercial refrigeration with scroll technology

Refrigeration solution for small food retailers

- Inverter technology guarantees optimal food conservation by ensuring an accurate temperature and humidity control
- The economized scroll contributes to a longer lifetime expectation of the refrigeration equipment and less maintenance requirement
- The use of R-410A refrigerant allows the use of smaller pipping diameters, thus reducing the refrigerant content in the system helping to lower our CO2 footprint . R-410A is fully compliant with the latest F-Gas regulation and can be still used after 2020 and beyond
- The DC economized compressor improves drastically the efficiency of the unit, thus helps lowering the energy bill!
- Lowest sound level in the market down to 31 dBA. Sound level can be even further reduced thanks to the low noise modes
- The weight of the unit is very low, therefore the unit can even be mounted on the wall
- Up to 75% smaller than equivalent products in the market, ideal for those places where space is limited
- Advanced software solution for easy system configuration and commissioning

LRMEQ-BY1

Medium Temperature Refrigeration				LRMEQ-BY1	3	4
Connectable capacity	Minimum~Maximum			%	50~100	
Refrigerating capacity	Medium temp.	Nom.		kW	5.90 (1)	8.40 (1)
Power input	Medium temp.	Nom.		kW	2.53 (1)	3.65 (1)
COP	Medium temp.	Nom.			2.33 (1)	2.30 (1)
Seasonal energy performance ratio SEPR	R-410A	Te -10°C			4.17	4.08
Annual electricity consumption Q	R-410A	Te -10°C		kWh/a	8,698	12,651
Parameters at full load and ambient temp. 32°C (Point A)	R-410A	Te -10°C	Rated COP (COPA)		2.33	2.30
Parameters at full load and ambient temp. 43°C	R-410A	Te -10°C	Declared COP (COP3)		1.51	1.48
Dimensions	Unit	HeightxWidthxDepth		mm	1,345x900x320	
Weight	Unit			kg	126	
Heat exchanger	Type				Cross fin coil	
Compressor	Type				Hermetically sealed scroll compressor	
	Starting method				Direct on line (inverter driven)	
Fan	Type				Propeller	
	Quantity				2	
	Air flow rate	Cooling	Nom.	m^3/min	106	
Fan motor	Output			W	70	
	Drive				Direct drive	
Sound pressure level	Nom.			dBA	51 (2)	
Piping connections	Liquid	OD		mm	9,52	
	Gas	OD		mm	19.1	
Refrigerant	Type/GWP				R-410A/2,087.5	
	Charge			kg/TCO2Eq	4.50/9.39	
	Control				Electronic expansion valve	
Power supply	Phase/Frequency/Voltage			Hz/V	3N~/50/380-415	

(1)Cooling: evaporating temp. -10°C; outdoor temp. 32°C; suction SH10°C
(2)Sound pressure data: measured at 1m in front of unit, at 1.5m height

ZEAS condensing unit for commercial refrigeration with scroll technology

LREQ-BY1(R)

Refrigeration solution for medium to large capacity applications featuring proven VRV technology

- One model for all applications from -45°C to 10°C evaporating temperature
- Perfect solution for all cooling and freezing applications with variable load conditions and high energy efficiency requirements.In particular used in supermarkets, cold storage, blast coolers and freezers etc.
- DC inverter scroll compressor with economiser function results in high energy efficiency and reliable performance
- Reduced CO2 emissions thanks to the use of R-410A refrigerant and low energy consumption
- Factory tested and pre-programmed for quick and easy installation and commissioning
- VRV (Variable Refrigerant Volume) technology for flexible application range
- Increased installation flexibility thanks to limited dimensions
- Low sound level including „night mode" operation
- For small freezing capacity, single ZEAS units can be connected to a booster unit
- Dedicated unit to allow multi combination of 2 x 15 HP or 2 x 20 HP resulting in less pipework or installation time

					LREQ-BY1	5	6	8	10	12	15	20
Refrigerating capacity	Low temperature		Nom.		kW	5.51 (1)	6.51 (1)	8.33 (1)	10.0 (1)	10.7 (1)	13.9 (1)	15.4 (1)
	Medium temperature		Nom.		kW	12.5 (2)	15.2 (2)	19.8 (2)	23.8 (2)	26.5 (2)	33.9 (2)	37.9 (2)
Power input	Low temperature		Nom.		kW	4.65 (1)	5.88 (1)	7.72 (1)	9.27 (1)	9.89 (1)	12.8 (1)	14.1 (1)
	Medium temperature		Nom.		kW	5.10 (2)	6.56 (2)	8.76 (2)	10.6 (2)	12.0 (2)	15.2 (2)	17.0 (2)
Seasonal energy performance ratio SEPR	R-410A		Te -10°C			3.86	3.79	3.64	3.42	3.51	3.38	3.23
			Te -35°C			1.61	1.65	1.71	1.69	1.67	1.60	1.61
Annual electricity consumption Q	R-410A		Te -10°C		kWh/a	19,907	24,681	33,483	42,794	46,377	61,683	72,030
			Te -35°C		kWh/a	25,547	29,366	36,361	44,054	47,872	64,822	71,162
Parameters at full load and ambient temp. 32°C (Point A)	R-410A		Te -10°C	Rated COP (COPA)		2.45	2.32	2.26	2.25	2.21	2.23	
			Te -35°C	Rated COP (COPA)		1.18	1.11		1.08		1.09	
Parameters at full load and ambient temp. 43°C	R-410A		Te -10°C	Declared COP (COP3)		1.54	1.57	1.40	1.46	1.47	1.46	1.51
			Te -35°C	Declared COP (COP3)		0.76	0.74	0.68	0.70	0.71		0.74
Dimensions	Unit		Height		mm	1,680						
			Width		mm	635		930			1,240	
			Depth		mm	765						
Weight	Unit				kg	166		242			331	337
Heat exchanger	Type					Cross fin coil						
Compressor	Type					Hermetically sealed scroll compressor						
	Output				W	2,600	3,200	2,100	3,000	3,400	2,600	3,400
	Piston displacement				m^3/h	11.18	13.85	19.68	23.36	25.27	32.24	35.8
	Speed				rpm	5,280	6,540	4,320	6,060	6,960	5,280	6,960
	Starting method					Direct on line (inverter driven)						
Compressor 2	Output				W	-		3,600				
	Speed				rpm	-		2,900				
Compressor 3	Output				W	-					3,600	
	Speed				rpm	-					2,900	
Fan	Type					Propeller fan						
	Quantity					1					2	
	Air flow rate	Cooling	Nom.		m^3/min	95	102	171	179	191	230	240
Fan motor	Output				W	350		750			350	750
	Drive					Direct drive						
Fan motor 2	Output				W	-					350	750
Sound pressure level	Nom.				dBA	55.0 (3)	56.0 (3)	57.0 (3)	59.0 (3)	61.0 (3)	62.0 (3)	63.0 (3)
Operation range	Evaporator	Cooling	Max.~Min.		°CDB	10~-45						
Refrigerant	Type / GWP					R-410A / 2,087.5						
	Charge				kg	5.2		7.9			11.5	
					TCO_2eq	10.9		16.5			24.0	
	Control					Electronic expansion valve						
Power supply	Phase/Frequency/Voltage				Hz/V	3~/50/380-415						

				LREQ-BY1	30	40
System	Outdoor unit module 1				LREQ15BY1R	LREQ20BY1R
	Outdoor unit module 2				LREQ15BY1R	LREQ20BY1R
Refrigerating capacity	Medium temperature	Nom.		kW	67.8 (1)	75.8 (1)
	Low temperature	Nom.		kW	27.8	29.6
Power input	Medium temperature	Nom.		kW	30.4	34.0
	Low temperature	Nom.		kW	25.6	27.6
Sound pressure level	Nom.			dBA	65.0	66.0
Piping connections	Liquid				ø 19.05	
	Gas				ø 41.28	

(1) Cooling: evaporating temp. -10°C; outdoor temp. 32°C; suction SH10°C (2) Cooling: evaporating temp. -35°C; outdoor temp. 32°C; suction SH10°C (3) Sound pressure data: measured at 1m in front of unit, at 1.5m height | RLA is based on following conditions: outdoor temp. 32°CDB; suction SH 10°C; saturated temperature equivalent to suction pressure -10°C

Conveni-Pack, integrated solution for refrigeration, heating and air conditioning

Why choose Conveni-Pack?

High energy efficiency

› Conveni-Pack recovers up to 100% of the heat extracted from supermarket refrigeration cases and re-uses it to heat the retail space at no additional cost
› Savings of up to 50% on energy costs
› Daikin inverter scroll compressor with economizer technology

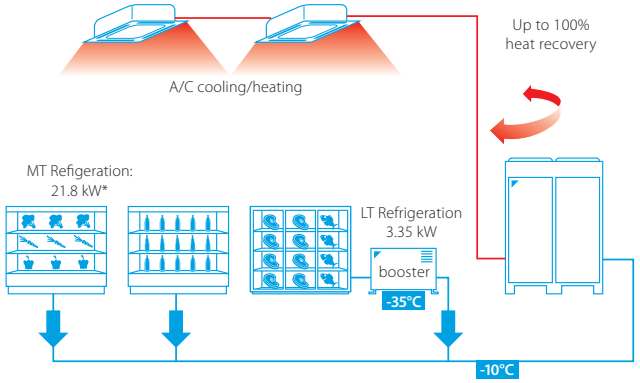

*maximum available refrigeration capacity when no booster units are connected

Very compact design

› Easy to install, even in small spaces
› Small footprint (up to 60% smaller footprint than conventional systems) and low weight
› Reduced piping requirements

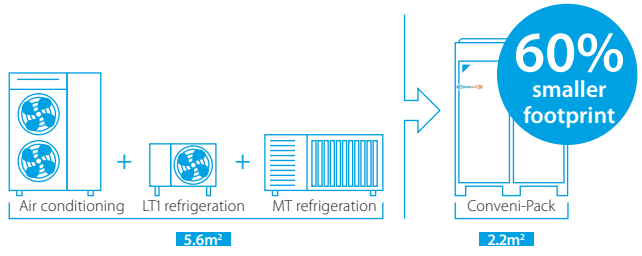

Unique combination

› First mass-produced, whole-building system to combine refrigeration, heating, air conditioning in one circuit

Reliable operation

› Error-proof component selection
› Factory leak-tested and pre-charged

Year-round climate comfort

› Quiet operation : Improved acoustics thanks to night operation mode, inverter control and inverter driven fans with optimised blades and grills
› High grade sound insulation on both panels and compressors
› Specially designed fan blades to limit sound emissions
› 4 low sound operation settings including night mode
› The heat recovered from refrigerated and freezer display cabinets can be used to provide heating for the shop.

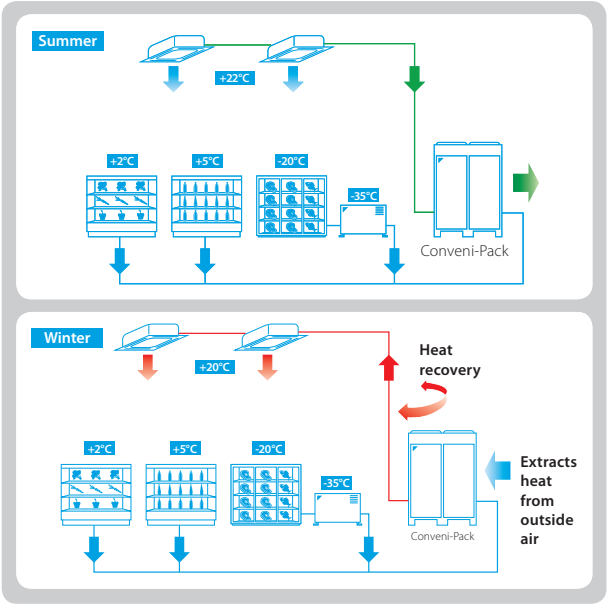

Internationally awarded

Since the introduction Conveni-Pack was recognized as innovative and environmentally – proof of which are the below mentioned German and Irish awards:

- Winner of 2014 Institute of Refrigeration Ireland (IRI) Environmental award
- Environmental Friendliness category of the Top Retail Product Awards 2014 in Germany

Benefits for installers/ consultants

- Integrated electrical & control box
- Unit already pre-charged with refrigerant
- Established VRV technology ensuring optimised installation and maintenance
- Reduced delivery time thanks to European manufacturing plant
- Flexible system for multiple applications
- Connectable to all grocery refrigeration applications and supplied with a wide range of air conditioning indoor units to meet shop requirements
- Outdoor units can be positioned up to 35m above or 10m below the indoor units
- Piping length possible up to 130m
- Suitable for indoor installation through the use of high ESP fans

Benefits for shop owners

- Thought design for supermarkets and smaller retail outlets
- Maximised retail sales space available as Conveni-Pack has a footprint up to 60% smaller than conventional grocery refrigeration systems
- Reduced energy consumption by up to 50% through heat recovery
- Quiet operation, thus ideal for densely populated urban areas

Reference

Edeka Buschkühle supermarket (Germany)
2 Conveni-Pack systems supply 32 meters of service counters, 12.5 meters of convenience fridges, one cooling storage room for fruit, an air curtain and 5 indoor units; the ZEAS system supplies two deep-freeze cabinets with a total capacity of 5 kW.

Discover more references on
www.daikineurope.com/references

Marketing tools

Refrigeration Xpress
User-friendly design software for Conveni-Pack, CCU, SCU and ZEAS condensing units. Its detailed report includes a list of materials, piping and wiring diagrams, and device options.

Short videos
- Watch a short animation on the unique refrigeration solution Conveni-Pack
- Discover why a Belgian petrol station owner chose Daikin for its shop comfort and refrigeration needs.
  www.youtube.com/DaikinEurope

CONVENI-PACK

Conveni-Pack refrigeration system with heat recovery

Refrigeration solution for food retailers featuring award winning technology for heat recovery

- Integrates high and low temperature refrigeration and air conditioning (including heating) into one system
- By using heat recovery, optimised controls and state of the art compressor technology, Conveni-pack can reduce annual energy consumption up to 50% or more, compared to conventional systems
- Lower associated CO_2 emissions thanks to the heat pump technology
- Conveni-pack's modular design allows it to be used for smaller as well as larger shops
- The modularity of the Conveni-pack system maximises installation flexibility. Outdoor units can be grouped into blocks or rows, or distributed around the building, to meet individual installation constraints
- The heat extracted from the refrigeration showcases or evaporators can be re-used for comfort heating of the shop at no extra cost
- Low sound level including „night mode" operation

INVERTER

LRYEQ16AY

Medium Temperature Refrigeration				LRYEQ-AY	16
Cooling capacity	Air conditioning	Nom.		kW	14.0 (1)
	Refrigeration	Nom.		kW	21.8 (2)
Heating capacity	Air conditioning	Nom.		kW	27.0 (3)
	Refrigeration	Nom.		kW	21.8 (4)
Dimensions	Unit	Height		mm	1,680
		Width		mm	1,240
		Depth		mm	765
Weight	Unit			kg	370
Heat exchanger	Type				Cross fin coil
Compressor	Type				Hermetically sealed scroll compressor
	Piston displacement			m^3/h	13.34
	Speed			rpm	6,300
	Output			W	2,500
	Starting method				Direct on line (inverter driven)
	Frequency ON/OFF				Less than 6 times/hour
Compressor 2	Speed			rpm	2,900
	Output			W	3,600
Compressor 3	Speed			rpm	2,900
	Output			W	4,500
Fan	Type				Propeller fan
	Quantity				2
	Air flow rate	Cooling	Nom.	m^3/min	230
Fan motor	Output			W	750
	Drive				Direct drive
Sound pressure level	Nom.			dBA	62.0
Operation range	Evaporator	Cooling	Min.~Max.	°CDB	-20~10
	Cooling	Ambient	Min.~Max.	°CDB	-5~43
	Heating	Ambient	Min.~Max.	°CDB	-15~21
Refrigerant	Type				R-410A
	GWP				2,087.5
	Charge			kg	11.5
				TCO_2eq	24.0
	Control				Electronic expansion valve
Power supply	Phase/Frequency/Voltage			Hz/V	3~/50/380-415

(1) Cooling priority mode: indoor temp. 27°CDB, 19°CWB; outdoor temp. 32°CDB; piping length: 7.5m; level difference: 0m (2) Cooling priority mode: evaporating temp. -10°C; outdoor temp. 32°CDB; Suction SH: 10°C (3) Heat recovery 100% mode: indoor temp. 20°CDB; outdoor temp. 7°CDB, 6°CWB; refrigeration load 18kW; piping length: 7.5m; level difference: 0m (4) Saturated temperature equivalent to suction pressure (refrigeration side): -10°C (under chilled condition); connection capacity for indoor air conditioner: 10HP, when heat recovery is 100%

Indoor units and Biddle air curtains for connection to Conveni-Pack

To respond to all shop requirements for comfort cooling and heating, a wide range of AC indoor units and Biddle air curtains are available.

Capacity class (kW)

Model	Product name		50	63	71	80	100	125	140	200	250
Cooling capacity (kW)[1]			5.6	7.1	8.0	9.0	11.2	14.0	16.0	22.4	28.0
Heating capacity (kW)[2]			6.3	8.0	9.0	10.0	12.5	16.0	18.0	25.0	31.5
Round flow cassette	FXFQ-A		●	●		●	●	●			
2-way blow ceiling mounted cassette	FXCQ-A		●	●		●		●			
Ceiling mounted corner cassette	FXKQ-MA			●							
Concealed ceiling unit with inverter driven fan	FXSQ-A		●	●		●	●	●			
Concealed ceiling unit with inverter driven fan	FXMQ-P7		●	●		●	●	●			
Large concealed ceiling unit	FXMQ-MB									●	●
Ceiling suspended unit	FXHQ-A			●			●				
4-way blow ceiling suspended unit	FXUQ-A				●		●				
Floor standing unit	FXLQ-P		●	●							
Concealed floor standing unit	FXNQ-A		●	●							

Capacity class (kW)

Model	Product Name		80	100	125	140	200	250
Heating capacity (kW)[2]			7.4 - 9.2	11.6 - 13.4	15.6	16.2 - 19.9	29.4	29.4 - 31.1
Biddle air curtain free hanging	CYVS-DK		●	●	●	●	●	●
Biddle air curtain cassette	CYVM-DK		●	●	●	●	●	●
Biddle air curtain recessed	CYVL-DK		●	●	●	●	●	●

[1] Nominal cooling capacities are based on: indoor temperature: 27°CDB / 19°CWB, outdoor temperature: 35°CDB, piping length: 7.5m, level difference: 0m

[2] Nominal heating capacities are based on: indoor temperature: 20°CDB, outdoor temperature: 7°CDB / 6°CWB, piping length: 7.5m, level difference: 0m

Options

for ZEAS and Conveni-Pack

Digital pressure gauge kit

BHGP26A1

The digital measurement display allows you to diagnose a unit at a glance and it can be used with all ZEAS units and Conveni-Pack systems.

- Digital measurement display for fixed installation or service applications.
- Displays high and low pressure.
- Displays error codes in the event of a fault.
- Displays up to 32 operating parameters.
- Displays error code history (last three).
- Scrolls and stores output values.
- Automatically returns to normal operating display mode.

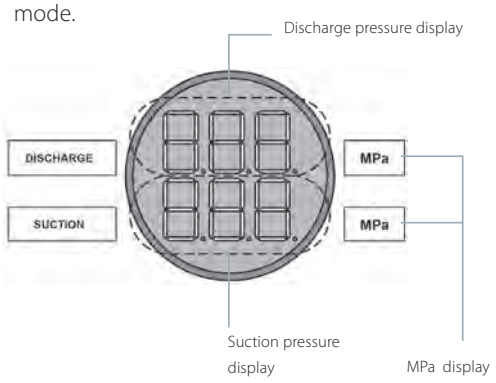

BHGP26A1

Modbus communication kit

BRR9A1V1

The Daikin Modbus Communication Interface lets you fully integrate Daikin ZEAS and Daikin Conveni-Pack systems with building control automation networks and other monitoring systems.

The interface allows you to read all the operational parameters and control important values using the Modbus protocol. This unifying component transforms ZEAS and Conveni-Pack into a transparent, customisable refrigeration unit and means that you can create object-specific and energy-optimised shop concepts, including remote monitoring application.

Pro interfaces can be used to connect up to 32 ZEAS units, and are also suitable for use with Conveni-Pack systems and the Booster.


BRR9AV1

Control values

- Target evaporation temperature
- Low pressure level for on and off points
- Forced stop
- Error messages can be cancelled remotely

Display values

- Model information and operating status
- Refrigerant operating pressure and temperatures
- Electrical operating data and temperatures for components
- Target values
- Fan stage and compressor frequency, operating hours
- Warning and error messages as well as system safety functions

Condensing unit for commercial refrigeration with reciprocating technology

Refrigeration solution for small food retailers

- Designed specifically for small capacity refrigeration applications in small food stores (eg. in bakeries and butchers), cold rooms, bottle coolers and display cabinets
- Compact and lightweight for even the smallest of city centre locations
- All components can be accessed, making maintenance quick and easy
- Ideal for urban applications: sound proofing and low operating sound levels mean the unit is quiet
- The optimised compressor range and increased condenser surface deliver high levels of energy efficiency and reliability is ensured by using high quality components and production processes
- Micro channel heat exchanger technology reduces the amount of refrigerant used in the system, lowering environmental impact

JEHCCU-CM1/CM3

Medium Temperature Refrigeration				JEHCCU-CM1/CM3	0040 CM1	0050 CM1	0051 CM1	0063 CM1	0067 CM1	0077 CM1	0095 CM1	0100 CM1	0113 CM1	0140 CM1	0140 CM3
Refrigerating capacity	Medium temperature	R-134a	Nom	kW	0.55 (1)	-	0.83 (1)	0.99 (1)	-	1.20 (1)	1.49 (1)	-			
		R-404A	Nom	kW	-	0.91 (1)	-		1.23 (1)	-		1.50 (1)	1.76 (1)	2.19 (1)	2.22 (1)
		R-407A	Nom	kW	-	0.72 (1)	-		0.97 (1)	-		1.19 (1)	1.49 (1)	1.73 (1)	1.74 (1)
		R-407F	Nom	kW	-	0.78 (1)	-		1.03 (1)	-		1.26 (1)	1.55 (1)	1.87 (1)	1.88 (1)
Power input	Medium temperature	R-134a	Nom	kW	0.430 (1)	-	0.540 (1)	0.640 (1)	-	0.740 (1)	0.900 (1)	-			
		R-404A	Nom	kW	-	0.630 (1)	-		0.760 (1)	-		0.930 (1)	1.100 (1)	1.180 (1)	1.240 (1)
		R-407A	Nom	kW	-	0.540 (1)	-		0.700 (1)	-		0.840 (1)	0.980 (1)	1.110 (1)	1.160 (1)
		R-407F	Nom	kW	-	0.530 (1)	-		0.690 (1)	-		0.830 (1)	0.980 (1)	1.070 (1)	1.120 (1)
Parameters at full load and ambient temp. 25°C		R-134a	Te -10°C	Declared COP (COP2)	1.55	-	1.75	1.80	-	1.96	2.05	-			
		R-404A	Te -10°C	Declared COP (COP2)	-	1.88	-		1.92	-		1.87	1.95	1.96	2.02
		R-407A	Te -10°C	Declared COP (COP2)	-	1.39	-		1.45	-		1.50	1.65		1.58
		R-407F	Te -10°C	Declared COP (COP2)	-	1.62	-		1.66	-		1.68	1.78	1.95	1.87
Parameters at full load and ambient temp. 32°C (Point A)		R-134a	Te -10°C	Rated COP (COPA)	1.28	-	1.53	1.55	-	1.63	1.65	-			
		R-404A	Te -10°C	Rated COP (COPA)	-	1.45	-		1.61	-		1.61	1.60	1.68	1.80
		R-407A	Te -10°C	Rated COP (COPA)	-	1.33	-		1.37	-		1.42	1.52	1.57	1.50
		R-407F	Te -10°C	Rated COP (COPA)	-	1.47	-		1.49	-		1.51	1.58	1.75	1.67
Parameters at full load and ambient temp. 43°C		R-134a	Te -10°C	Declared COP (COP3)	1.18	-	1.20	1.21	-	1.30	1.32	-			
		R-404A	Te -10°C	Declared COP (COP3)	-	1.10	-		1.18	-		1.21	1.20	1.26	1.31
		R-407A	Te -10°C	Declared COP (COP3)	-	1.16	-			-				1.38	1.30
		R-407F	Te -10°C	Declared COP (COP3)	-	1.20	-			-				1.39	1.32
Dimensions	Unit		Height	mm	607									662	
			Width	mm	876									1,101	
			Depth	mm	420									444	
Weight	Unit			kg	45		53		54				55	68	
Compressor	Type				Reciprocating compressor										
	Model				AE4440Y-FZ1A	AE4460Z-FZ1C	CAJ4461Y	CAJ4476Y	CAJ9480Z	CAJ4492Y	CAJ4511Y	CAJ9510Z	CAJ9513Z	CAJ4517Z	TAJ4517Z
	Oil	Charged volume		l	0.3		0.9							-	
	Oil Type				Uniqema Emkarate RL32CF										
	Piston displacement			m^3/h	1.80		3.18	3.79	2.64	4.51	5.69	3.18	4.21	4.52	
Fan	Type				Axial										
	Air flow rate	Cooling	Nom	m^3/h	1,300									2,700	
Sound pressure level	Nom.			dBA	29 (2)				28 (2)	29 (2)		28 (2)		34 (2)	
Refrigerant	Type				R-134a	R-404A	R-134a		R-404A	R-134a		R-404A			
	Type 2				-	R-407A	-		R-407A	-		R-407A			
	Type 3				-	R-407F	-		R-407F	-		R-407F			
	GWP				1,430.0	3,921.6	1,430.0		3,921.6	1,430.0		3,921.6			
	GWP Type 2				-	2,107.0	-		2,107.0	-		2,107.0			
	GWP Type 3				-	1,825.0	-		1,825.0	-		1,825.0			
Piping connections	Liquid line connection			inch	1/4"				3/8"						
	Suction line connection			inch	3/8"				1/2"					5/8	
Power supply	Phase/Frequency/Voltage			Hz/V	1~/50/230										3~/50/400

(1) Refer to condition: Outside ambient temperature = 32°C, Evaporation temperature = -10°C and 10K superheat (medium temperature application)
(2) Average sound pressure level is measured at 10m in anechoic room

Condensing unit for commercial refrigeration with scroll technology

JEHSCU-CM1/CM3

Refrigeration solution for small food retailers

- Designed specifically for small capacity refrigeration applications in small food stores (eg. in bakeries and butchers), cold rooms, bottle coolers and display cabinets
- Compact and lightweight for even the smallest of city centre locations
- All components can be accessed, making maintenance quick and easy
- Ideal for urban applications: sound proofing and low operating sound levels mean the unit is quiet
- The optimised compressor range and increased condenser surface deliver high levels of energy efficiency and reliability is ensured by using high quality components and production processes
- Micro channel heat exchanger technology reduces the amount of refrigerant used in the system, lowering environmental impact

Medium Temperature Refrigeration				JEHSCU-CM1/CM3	0200 CM1	0250 CM1	0300 CM1	0200 CM3	0250 CM3	0300 CM3	0350 CM3	0400 CM3	0500 CM3	0600 CM3	0680 CM3	0800 CM3	1000 CM3
Refrigerating capacity	Medium temperature	R-134a	Nom	kW	2.05 (1)	2.59 (1)	3.09 (1)	2.17 (1)	2.48 (1)	3.06 (1)	3.48 (1)	4.24 (1)	5.24 (1)	6.16 (1)	6.89 (1)	7.95 (1)	10.40 (1)
		R-404A	Nom	kW	3.54 (1)	3.99 (1)	4.92 (1)	3.49 (1)	4.21 (1)	4.89 (1)	5.50 (1)	6.70 (1)	8.03 (1)	9.45 (1)	10.15 (1)	12.95 (1)	16.45 (1)
		R-407A	Nom	kW	3.39 (1)	3.98 (1)	4.65 (1)	3.36 (1)	3.94 (1)	4.54 (1)	-	6.57 (1)	8.03 (1)	9.24 (1)	10.35 (1)	12.55 (1)	14.75 (1)
		R-407F	Nom	kW	3.26 (1)	3.73 (1)	4.50 (1)	3.22 (1)	3.85 (1)	4.45 (1)	-	6.62 (1)	7.99 (1)	9.36 (1)	10.40 (1)	12.65 (1)	15.95 (1)
Power input	Medium temperature	R-134a	Nom	kW	1.110 (1)	1.210 (1)	1.450 (1)	1.030 (1)	1.170 (1)	1.460 (1)	1.680 (1)	1.850 (1)	2.300 (1)	2.700 (1)	3.150 (1)	3.740 (1)	4.860 (1)
		R-404A	Nom	kW	1.570 (1)	2.000 (1)	2.620 (1)	1.700 (1)	2.040 (1)	2.520 (1)	3.040 (1)	3.330 (1)	4.390 (1)	4.920 (1)	5.530 (1)	5.960 (1)	8.620 (1)
		R-407A	Nom	kW	1.600 (1)	1.990 (1)	2.470 (1)	1.630 (1)	2.030 (1)	2.450 (1)	-	2.970 (1)	3.930 (1)	4.620 (1)	5.540 (1)	6.240 (1)	8.410 (1)
		R-407F	Nom	kW	1.740 (1)	2.090 (1)	2.660 (1)	1.780 (1)	2.160 (1)	2.710 (1)	-	3.210 (1)	4.360 (1)	5.030 (1)	5.980 (1)	6.130 (1)	8.840 (1)
Seasonal energy performance ratio SEPR		R-134a	Te -10°C		-								2.69	2.63	2.57	2.92	2.88
		R-404A	Te -10°C		-						2.61	2.77	2.64	2.72	2.65	2.90	2.57
		R-407A	Te -10°C		-							3.09	2.81	2.75	2.65	2.88	2.35
		R-407F	Te -10°C		-							2.83	2.60	2.69	2.59	2.83	2.53
Annual electricity consumption Q		R-134a	Te -10°C	kWh/a	-								11,969.00	14,381.00	16,491.00	16,741	22,226
		R-404A	Te -10°C	kWh/a	-						12,939	14,881.00	18,673.00	21,344.00	23,536.00	27,407	39,372
		R-407A	Te -10°C	kWh/a	-							13,054.00	17,546.00	20,622.00	24,031.00	26,747	38,515
		R-407F	Te -10°C	kWh/a	-							14,365.00	18,883.00	21,395.00	24,655.00	27,475	38,831
Parameters at full load and ambient temp. 25°C		R-134a	Te -10°C	Declared COP (COP2)	2.15	2.54	2.50	2.55	2.52		2.46	2.83	-				
		R-404A	Te -10°C	Declared COP (COP2)	2.65	2.54	2.24	2.44	2.41	2.26	-						
		R-407A	Te -10°C	Declared COP (COP2)	2.55	2.38	2.21	2.50	2.32	2.20	-						
		R-407F	Te -10°C	Declared COP (COP2)	2.43	2.31	2.16	2.35	2.25	2.10	-						
Parameters at full load and ambient temp. 32°C (Point A)		R-134a	Te -10°C	Rated COP (COPA)	1.85	2.14	2.13	2.12	2.13	2.10	2.08	2.29	2.28		2.19	2.13	2.14
		R-404A	Te -10°C	Rated COP (COPA)	2.25	2.00	1.88	2.06	2.07	1.94	1.81	2.01	1.83	1.92	1.84	2.17	1.91
		R-407A	Te -10°C	Rated COP (COPA)	2.13	2.01	1.89	2.07	1.95	1.86	-	2.21	2.04	2.00	1.87	2.01	1.75
		R-407F	Te -10°C	Rated COP (COPA)	1.88	1.79	1.69	1.81	1.79	1.65	-	2.06	1.83	1.86	1.74	2.06	1.80
Parameters at full load and ambient temp. 43°C		R-134a	Te -10°C	Declared COP (COP3)	1.35	1.53		1.57			1.52	1.55	1.56	1.59	1.53	1.52	
		R-404A	Te -10°C	Declared COP (COP3)	1.53	1.33	1.25	1.36	1.28	1.11	1.28	1.15	1.27	1.22	1.47	1.18	
		R-407A	Te -10°C	Declared COP (COP3)	-		1.48	1.45	1.38	-	1.43	1.39	1.43	-	1.38	-	
		R-407F	Te -10°C	Declared COP (COP3)	-											1.52	-
Dimensions	Unit		Height	mm	662							872				1,727	
			Width	mm	1,101							1,353				1,348	
			Depth	mm	444							575				641	
Weight	Unit			kg	70	72	74	70	72	74		119	123	125	126	218	
Compressor	Type				Scroll compressor												
	Model				ZB15KQE-PFJ	ZB19KQE-PFJ	ZB21KQE-PFJ	ZB15KQE-TFD	ZB19KQE-TFD	ZB21KQE-TFD	ZB26KQE-TFD	ZB29KQE-TFD	ZB38KQE-TFD	ZB45KQE-TFD	ZB48KQE-TFD	ZB58KCE-TFD	ZB76KCE-TFD
	Oil	Charged volume		l	-							1.360	2.070	1.890	1.800	2.5	3.2
	Oil Type				Polyester oil (Copeland Ultra 22 CC, 32 CC and 32-3MAF, Mobil EAL™ Arctic 22 CC, Uniqem Emkarate RL32CF												
	Piston displacement			m^3/h	5.90	6.80	8.60	5.90	6.80	8.60	9.90	11.400	14.400	17.100	18.800	22.10	29.10
Fan	Type				Axial												
	Air flow rate	Cooling	Nom	m^3/h	2,700							-				8,500	
Sound pressure level	Nom.			dBA	33 (2)	34 (2)	36 (2)	33 (2)	34 (2)	36 (2)	39 (2)	37 (2)	38 (2)	40 (2)		43 (2)	
Refrigerant	Type				R-134a												
	Type 2				R-404A												
	Type 3				R-407A						-	R-407A					
	Type 4				R-407F						-	R-407F					
	GWP				1,430.0												
	GWP Type 2				3,921.6												
	GWP Type 3				2,107.0						-	2,107.0					
	GWP Type 4				1,825.0						-	1,825.0					
Piping connections	Liquid line connection			inch	3/8"							1/2"				3/4"	
	Suction line connection			inch	3/4"							7/8"		1 1/8"			3/8"
Power supply	Phase/Frequency/Voltage			Hz/V	1~/50/230			3~/50/400									

(1) Refer to condition: Outside ambient temperature = 32°C, Evaporation temperature = -10°C and 10K superheat (medium temperature application)
(2) Average sound pressure level is measured at 10m in anechoic room

Condensing unit for commercial refrigeration with scroll / reciprocating technology

Refrigeration solution for small food retailers

- Designed specifically for small capacity refrigeration applications in small food stores (eg. in bakeries and butchers), cold rooms, bottle coolers and display cabinets
- Compact and lightweight for even the smallest of city centre locations
- All components can be accessed, making maintenance quick and easy
- Ideal for urban applications: sound proofing and low operating sound levels mean the unit is quiet
- The optimised compressor range and increased condenser surface deliver high levels of energy efficiency and reliability is ensured by using high quality components and production processes
- Micro channel heat exchanger technology reduces the amount of refrigerant used in the system, lowering environmental impact

JEHCCU/SCU-CL1/CL3

Low Temperature Refrigeration		JEHCCU-CL1/JEHSCU-CL3			JEHCCU0115CL1	JEHSCU0200CL3	JEHSCU0300CL3	JEHSCU0400CL3	JEHSCU0500CL3	JEHSCU0600CL3	JEHSCU0750CL3
Refrigerating capacity	Low temperature	R-404A	Nom	kW	0.69 (1)	1.42 (1)	1.98 (1)	2.91 (1)	3.53 (1)	4.13 (1)	5.29 (1)
		R-407A	Nom	kW	-	1.16 (1)	1.51 (1)	2.29 (1)	2.77 (1)	3.31 (1)	4.29 (1)
Power input	Low temperature	R-404A	Nom	kW	0.720 (1)	1.460 (1)	1.810 (1)	2.380 (1)	3.100 (1)	3.690 (1)	3.880 (1)
		R-407A	Nom	kW	-	1.310 (1)	1.770 (1)	2.330 (1)	2.850 (1)	3.570 (1)	4.170 (1)
Seasonal energy performance ratio SEPR		R-404A	Te -35°C			-		1.88	1.79	1.80	1.82
		R-407A	Te -35°C			-		1.67		1.52	1.51
Annual electricity consumption Q		R-404A	Te -35°C	kWh/a		-		11,555.00	14,732.00	17,107.00	21,649
		R-407A	Te -35°C	kWh/a		-		10,212.00	12,364.00	16,220.00	21,146
Parameters at full load and ambient temp. 25°C		R-404A	Te -35°C	Declared COP (COP2)	1.11	1.16	1.40	-			
		R-407A	Te -35°C	Declared COP (COP2)	-	1.12	1.08	-			
Parameters at full load and ambient temp. 32°C (Point A)		R-404A	Te -35°C	Rated COP (COPA)	0.96	0.97	1.09	1.22	1.14	1.06	1.36
		R-407A	Te -35°C	Rated COP (COPA)	-	0.89	0.85	0.98	0.97	0.93	1.03
Parameters at full load and ambient temp. 43°C		R-404A	Te -35°C	Declared COP (COP3)	0.69	0.60	0.70	0.86	0.79	0.64	0.98
		R-407A	Te -35°C	Declared COP (COP3)	-	0.55	-	0.67	0.66	0.64	0.73
Dimensions	Unit	Height		mm	607	662		872			1,727
		Width		mm	876	1,101		1,353			1,348
		Depth		mm	420	444		575			605
Weight	Unit			kg	55	76	77	132		133	203
Compressor	Type				Reciprocating compressor	Scroll compressor					
	Model				CAJ2446Z	ZF06K4E-TFD	ZF09K4E-TFD	ZF13K4E-TFD	ZF15K4E-TFD	ZF18K4E-TFD	ZF25K5E-TFD
	Oil	Charged volume		l	0.9	-		1.900			
	Oil Type				Uniqema Emkarate RL32CF	Polyester oil (Copeland Ultra 22 CC, 32 CC and 32-3MAF, Mobil EAL™ Arctic 22 CC, Uniqem Emkarate RL32CF					
	Piston displacement			m^3/h	4.55	5.90	8.00	11.800	14.500	17.100	21.40
Fan	Type				Axial						
	Air flow rate	Cooling	Nom	m^3/h	1,300	2,700		-			5,750
Sound pressure level	Nom.			dBA	31 (2)	32 (2)	33 (2)	37 (2)	39 (2)	41 (2)	
Refrigerant	Type				R-404A						
	Type 2				-	R-407A					
	GWP				3,921.6						
	GWP Type 2				-	2,107.0					
Piping connections	Liquid line connection			inch	3/8"			1/2"			
	Suction line connection			inch	1/2"	3/4"		7/8"			1 1/8"
Power supply	Phase/Frequency/Voltage			Hz/V	1~/50/230	3~/50/400					

(1) SRG 20°C, Ta=32°C, Te=-35°C (2) Average sound pressure level is measured at 10m in anechoic room

Booster unit

- A booster unit allows to connect freezer showcases / rooms to ZEAS and Conveni-Pack outdoor units
- Reduced piping requirements, from 4 to 2 pipes, compared to a conventional system
- Low sound mode available reducing sound emissions significantly without giving in on refrigeration capacity

LCBKQ3AV1

Low Temperature Refrigeration					LCBKQ-AV1
Refrigerating capacity	Low temperature		Nom.	kW	3.35 (1)
Dimensions	Unit	Height		mm	480
		Width		mm	680
		Depth		mm	310
Weight	Unit			kg	47
Compressor	Type				Hermetically sealed swing compressor
	Piston displacement			m^3/h	10.16
	Number of revolutions			rpm	6,540
	Output			W	1,300
	Starting method				Direct on line (inverter driven)
	Frequency ON/OFF				Less than 6 times/hour
Fan	Type				Propeller fan
	Air flow rate	Cooling	Nom.	m^3/min	1.6
Operation range	Evaporator	Cooling	Min.~Max.	°CDB	-45~-20
	Ambient temperature	Min.~Max.		°C	-15~43
Refrigerant	Type				R-410A
	GWP				2,087.5
	Control				Electronic expansion valve
Piping connections	For outdoor unit	Liquid	OD	mm	6.35
	To indoor unit	Liquid	OD	mm	6.35
	For indoor unit	Gas	OD	mm	15.9
	To outdoor unit	Gas	OD	mm	9.5
Power supply	Phase/Frequency/Voltage			Hz/V	1~/50/220-240

(1) Evaporating temp. -35°C; outdoor temp. 32°C; suction SH 10K; saturated temp. to discharge pressure of booster unit -10°C

Options - Refrigeration

		Conveni-Pack	ZEAS						Multi-ZEAS		Booster Unit
		LRYEQ16AY	LREQ5BY1	LREQ6BY1	LREQ8BY1	LREQ10BY1	LREQ12BY1	LREQ15BY1	LREQ20BY1	LREQ15BY1Rx2	LREQ20BY1Rx2	LCBKQ3AV19
Digital pressure gauge kit		BHGP26A1										-
Snowbreak hood*	(a+b+c+d) kit	KPS26C504	KPS26C160		KPS26C280			KPS26C504				-
	a. Air outlet	KPS26C504T	KPS26C160T		KPS26C280T			KPS26C504T				-
	b. Air inlet (left)	KPS26C504L	KPS26C504L									-
	c. Air inlet (right)	KPS26C504R	KPS26C504R									-
	d. Air inlet (rear)	KPS26C504B	KPS26C160B		KPS26C280B			KPS26C504B				-
(Central) Drain pan kit		KWC26C450**	-									BWC63A2
Communication box		BRR9A1V1								BRR9A1V1****		-
Booster unit		LCBKQ3AV19								-		-
Suction branch pipe for multi		-	-							EKHRQZM*****		-
Refnet header		KHRQM22M29H8										-
		KHRQ22M64H8										-
		KHRQM22M75H8										-
Refnet joint		KHRQ22M20TA8										-
		KHRQ22M29T9										-
		KHRQ22M64T8										-
		KHRQ22M75T8										-
intelligent Touch Controller		DCS601C51	-									-
intelligent Touch Manager		DCM601A51	-									-

* Snowbreak hoods are field-supplied. For technical drawings and more information, contact your dealer. It is recommended to install a snowbreak hood when regular snowfall occurs.
** In cold areas, provide a drain pan heater (field supply) to prevent drained water from freezing up in the drain pan *** required for each module
**** software update required (to be executed during commissioning) ***** mandatory

United in cold

About the Zanotti acquisition

With the acquisition of Zanotti, Daikin can now provide a diverse product line up for all aspects of the cold chain that extend from those used in food production and transportation (overland shipping) to those found at retailers.

About the Zanotti product range

Zanotti's commercial range contains a large range of units used for refrigeration of restaurants, supermarkets and distribution centers.

Special air treatment systems are available for maturing of salamis and cheeses, wine conservation and refinement, silos cooling for grain and seeds.

Next to the commercial product range, Zanotti has a complete range for **transport refrigeration** and **industrial refrigeration** for applications as the food industry, clean rooms, ice skating rinks,...

Refrigeration NEW

Zanotti range

The most complete range of commercial stationary refrigeration units for the food industry

Zanotti manufactures the largest range of stationary refrigeration under the Uniblock® brand. Monoblock & Bi-block units for all kind of capacities, condensing units and racks for single or multiple users, constitute large part of this product range. These equipments are used in restaurants, super and hypermarkets, grocery stores, distribution centers and fresh food processing plants. Special air treatment system and temperature control solutions have been developed for small scale traditional food processing, such as the maturing process of salamis and cheeses, wine conservation and refinement, silos cooling for grain and seeds.

Uniblock	608
GM - Straddle mounted or through-wall installation	608
AS - Stand-alone installation	609
SB - Roof-mounted installation	610
Bi-block	611
GS - Wall mounted condensing unit and ceiling mounted evaporator	611
SP-O - Split system with capillary expansion system	612
DB-O - Split system with thermostatic expansion valve	613
Wineblock	614
RCV - Monoblock units for high temperature refrigeration	614
RDV - Split units for high temperature refrigeration	615
Other ranges	616
Condensing Units	616
Multi-compressor racks	620
Transport range	621
Industrial range	621
Uniblock, bi-block and Wineblock	622
Options and Accessories	622

More information on ordering Zanotti units?
Questions on the Zanotti range?

Contact the refrigeration department at Daikin Europe or your local refrigeration product manager.

Product range overview - Zanotti

Standard range

Model	Product name	Capacity (kW)	0	1	2	3,5	5	10	15	25	35
Uni-block system for wall mounted installation (optional through-wall) in small and medium sized cold rooms **R-290** Propane natural refrigerant	GM			R-290							
				R-452A							
				R-290							
Uni-block system for roof mounted installation in small and medium sized cold rooms **R-290** Propane natural refrigerant	SB			R-290							
				R-452A							
				R-134A							
				R-290							
Uni-block system for wall mounted installation in medium sized cold rooms	AS					R-134					
						R-290					
Bi-block system for wall mounted installation	GS			R-134							
				R-452A							
Bi-block system for floor standing or roof mounted installation with capillary expansion system	SP-O			R-134							
				R-452A							
Bi-block system for floor standing or roof mounted installation with thermostatic expansion valve	DB-O			R-134							
				R-452A							
Wineblock	RCV / RDV			R-134							

Freezing (low temperature) (-20° C / +35° C)

Chilling (Medium temperature) (0° C / +35° C)

Cooling (High Temperature) (+20° C / +10° C)

Product range overview - Zanotti

Model	Product name	Capacity (kW)	0	2	5	10	25	50	100	150	300	450
Zanotti condensing units	Condensing unit											
	Inverter condensing unit											
	Twin condensing unit											
Zanotti large condensing units	Multi compressor condensing units											
Compressor pack & racks	Multi compressor units											

Additional range*

Model	Product name		Capacity (kW)	0	1	2	3,5	5	10	15	25	35	45	55	65
Monoblock units for container	AS-R	LT / MT													
Monoblock units for transportable cold rooms	AS	LT / MT													
Monoblock, wall mounted with CO_2 as refrigerant	MZW / BZW														
Monoblock	BX	LT / MT													
Monoblock	RS	LT / MT													

* Contact your local refrigeration contact for ordering & information

Chilling (Low temperature) (-20°C)

Freezing (Medium temperature) (0°C)

Cooling (High Temperature) (+10°C/+30°C)

Uni-block system for low and medium temperature refrigeration

For wall mounted installation in small and medium sized cold rooms

- Rapid mounting on the wall of the cold room by straddle-mounting, which is ideal for new installations or through-wall mounting
- Metallic grey coloured finish of the outdoor unit
- The white colour of the evaporator blends unobtrusively with the cold room walls
- Compressor compartment insulated with suitable soundproofing material to reduce sound levels
- Microchannel condensers available in order to reduce the refrigerant charge as much as possible and ensuring higher energy efficiency
- The units are provided with a new generation control panel with an easy-to-use interface

GM

Installation type

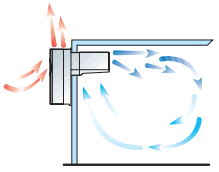

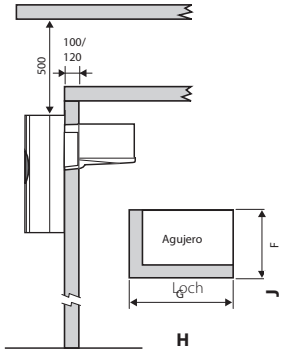

Through- wall model

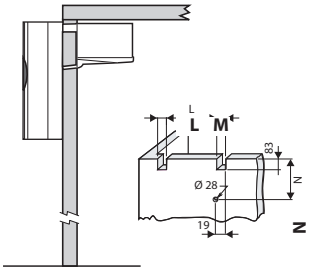

Straddle model

Low Temperature Refrigeration				BGM	11026D	11226Y	11226D	11726D	21826D	22027D	33027D
Refrigerating capacity	Low temperature	R-290	Nom	kW	-	0.871 (1)			-		
		R-452A	Nom	kW	0.679 (3)	-	0.889 (3)	1.080 (3)	1.336 (3)	1.688 (3)	2.349 (3)
Dimensions	Unit	HeightxWidthxDepth		mm	735x400x790				830x620x790		830x620x862
	Packed unit	HeightxWidthxDepth		mm	942x450x850				1,050x670x850		1,050x670x940
Weight	Unit			kg	56	64			80		105
	Packed unit			kg	67	75			96		122
Compressor	Type				Hermetic Reciprocating						
	Nominal power			kW	0.74	-	0.9	1.3		1.5	2.2
	Starting method				Direct	-	Direct				
Condenser	Air flow			m^3/h	600	-	600		1,200		1,500
Defrost					Hot gas	-	Hot gas				
Evaporator	Air flow			m^3/h	600	-	600		1,200		1,500
	Air throw			m	4 (2)	-	4 (2)				10 (2)
Operation range	Cold room temp.		Min.~Max.	°C	-25~-15						
Refrigerant	Type/GWP				R-452A/2,141	R-290/3	R-452A/2,141				
	Charge			kg/TCO2Eq	0.38/0.81	0.15/0.0000	0.34/0.73	0.35/0.75	0.86/1.84	0.84/1.80	0.98/2.10
Power supply	Phase/Frequency/Voltage			Hz/V	1~/50/230					3N~/50/400	

Medium Temperature Refrigeration				MGM	10326E	10526E	10626E	10726Y	10726E	11026E	21126E	21227Y	21227E	21327E	31527E	32027E
Refrigerating capacity	Medium temperature	R-134a	Nom	kW	0.855 (1)	0.978 (1)	1.120 (1)	-	1.315 (1)	1.351 (1)	1.806 (1)	-	2.034 (1)	2.175 (1)	3.079 (1)	3.351 (1)
		R-290	Nom	kW	-			1.190 (3)	-			2.092 (3)	-			
Dimensions	Unit	HeightxWidthxDepth		mm	735x400x790						830x620x790				830x620x862	
	Packed unit	HeightxWidthxDepth		mm	942x450x850						1,050x670x850				1,050x670x940	
Weight	Unit			kg	52	53	56			64	80				98	100
	Condensing unit			kg	-											117
	Packed unit			kg	63	64	67			75	96				115	
Compressor	Type				Hermetic Reciprocating											
	Nominal power			kW	0.4	0.5	0.4	-	0.7	0.9		-	1.7	2	2.2	2.6
	Starting method				Direct			-	Direct			-	Direct			
Condenser	Air flow			m^3/h	600			-	600		1,200	-	1,200		1,500	
Defrost					Hot gas			-	Hot gas			-	Hot gas			
Evaporator	Air flow			m^3/h	600			-	600		1,200	-	1,200		1,800	
	Air throw			m	4 (2)			-	4 (2)			-	4 (2)		10 (2)	
Operation range	Cold room temp.	Min.~Max.		°C	-5~10											
Refrigerant	Type/GWP				R-134a/1,430			R-290/3	R-134a/1,430			R-290/3	R-134a/1,430			
	Charge			kg/TCO2Eq	0.40/0.57		0.43/0.61	0.15/0.00	0.33/0.47	0.40/0.57	0.71/1.02	0.15/0.00	0.70/1.00	0.75/1.07	0.95/1.36	1.00/1.43
Power supply	Phase/Frequency/Voltage			Hz/V	1~/50/230								3N~/50/400			

(1) When normally running: 0°C / +30°C
(2) Use air throw as a base. Air throw is affected by many factors such as height of room, product storage, location of evaporator, etc.
(3) When normally running: -20°C / +30°C
Contains fluorinated greenhouse gases

Uni-block system for low and medium temperature refrigeration

For wall mounted installation in medium sized cold rooms

- Rapid mounting on the wall of the cold room by through-wall mounting
- Extremely fast to assemble, reducing installation time and cost
- The white colour of the evaporator blends unobtrusively with the cold room walls
- Very compact and very efficient
- Remote electronic command station with easy-to-use user interface programmable according to various system requirements

AS

Installation type

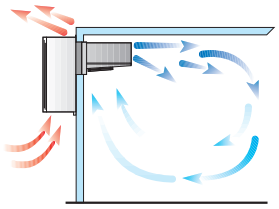

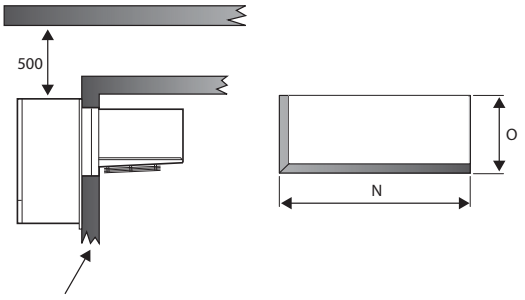

Drain pan connection: Ø 18 (AS235), Ø 22 (AS335-AS340)

Low and medium temperature refrigeration					AS	BAS135T02Y	MAS135N02Y	MAS135T02Y	MAS235T02E	MAS335N02E	MAS335T02E	MAS340T02E
Refrigerating capacity	Low temperature	R-290	Nom	kW		2.789 (1)	-					
	Medium temperature	R-134a	Nom	kW		-			4.981 (2)	6.988 (2)	8.290 (2)	10.664 (2)
		R-290	Nom	kW		-	2.614 (2)	3.479 (2)	-			
Dimensions	Unit	Height x Width x Depth		mm		800 x 900 x 1,170			857 x 1,280 x 1,140	857 x 1,750 x 1,140		857 x 1,790 x 1,240
	Packed unit	Height x Width x Depth		mm		1,030 x 960 x1,200			1,060 x 1,330 x 1,210	1,065 x 1,850 x 1,300		1,065 x 1,850 x 1,420
Weight	Unit			kg		106			162	221	222	244
	Packed unit			kg		137			202	276	277	361
Compressor	Type					Hermetic Reciprocating						
	Nominal power			kW		-			3.7	4.8	6.3	7.4
	Starting method					-			Direct			
Operation range	Cold room temperature	Min. ~Max.		°C		- ~-			-5 ~10			
Refrigerant	Type					R-290			R-134a			
	GWP					3.0			1,430			
Evaporator	Air flow			m^3/h		-			3,900	5,600		8,000
	Air throw			m		-			10 (3)			17 (3)
Condenser	Air flow			m^3/h		-			2,700	4,000		5,600
Defrost						-			Hot gas			
Power supply	Voltage/Phase/Frequency			V/Hz		400 / 3N~ / 50						

(1) When normally running: -20°C / +30°C
(2) When normally running: 0°C / +30°C
(3) Use air throw as a base. Air throw is affected by many factors such as height of room, product storage, location of evaporator, etc.

Uni-block system for low and medium temperature refrigeration

For roof mounted installation in small and medium sized cold rooms

- Rapid mounting on the roof of the cold room
- Ceiling assembly leaves the space inside the cold room completely free
- The white colour of the evaporator blends unobtrusively with the cold room walls
- Extremely fast to assemble, reducing installation time and cost
- Best surface-to-capacity ratio
- Remote electronic command station with easy-to-use user interface programmable according to various system requirements

SB

Remote control

Installation type

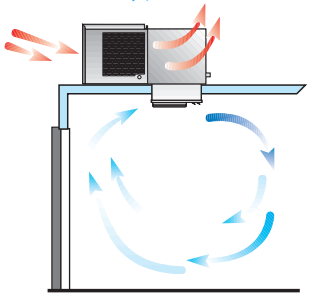

Low temperature refrigeration				BSB	120NO261D	125N261Y	125T261D	135T38D	135T38Y	225T38D
Refrigerating capacity	Low temperature	R-290	Nom	kW	-	0.871 (1)	-		2.693 (1)	-
		R-452A	Nom	kW	0.628 (1)	-	1.029 (1)	2.472 (1)	-	1.699 (1)
Dimensions	Unit	Height x Width x Depth		mm	525 x 430 x 771	507 x 620 x 719	506 x 620 x 719	645 x 820 x 929	647 x 820 x 929	540 x 820 x 809
	Packed unit	Height x Width x Depth		mm	690 x 540 x830	660 x 730 x 790		800 x 930 x 1,000		690 x 930 x 880
Weight	Unit			kg	48	68		102	92	87
	Packed unit			kg	61	82		124	114	108
Compressor	Type				Hermetic Reciprocating					
	Nominal power			kW	0.6	-	1.3	2.2	-	1.5
	Starting method				Direct	-	Direct		-	Direct
Operation range	Cold room temperature	Min. ~Max.		°C	-25 ~-15					
Refrigerant	Type				R-452A	R-290	R-452A		R-290	R-452A
	GWP				2,141.0	3.0	2,141.0		3.0	2,141.0
Evaporator	Air flow			m^3/h	500	-	550	2,300	-	1,100
	Air throw			m	3 (3)	-	4 (3)	10 (3)	-	4 (3)
Condenser	Air flow			m^3/h	400	-	750	1,500	-	1,400
Defrost					Hot gas	-	Hot gas		-	Hot gas
Power supply	Voltage / Phase /Frequency			V/Hz	230 / 1~ / 50			400 / 3N~ / 50		

Medium temperature refrigeration				MSB	120TO 261E	125N 261E	125T 261E	125T 261Y	135N 38E	135N3 8Y	135T 38E	135T 38Y	140T 38E	225N 261E	225T 261Y	225T 38E	235T 38E
Refrigerating capacity	Medium temperature	R-134a	Nom	kW	0.857 (2)	1.120 (2)	1.338 (2)	-	3.282 (2)	-	3.550 (2)	-	3.774 (2)	1.799 (2)	-	2.022 (2)	4.871 (2)
		R-290	Nom	kW	-			1.225 (2)	-	2.600 (2)	-	3.428 (2)	-		2.070 (2)	-	
Dimensions	Unit	Height x Width x Depth		mm	525 x 430 x 771	506 x 620 x 719		507 x 620 x 719	645 x 820 x 929	647 x 820 x 929	645 x 820 x 929	647 x 820 x 929	760 x 920 x 1,042	540 x 820 x 809			785 x 1,075 x 1,046
	Packed unit	Height x Width x Depth		mm	690 x 540 x 830	660 x 730 x 790			800 x 930 x 1,000				880 x 1,100 x 1,100	690 x 930 x 880			920 x 1,200 x 1,120
Weight	Unit			kg	42	59			92				110	74	75		151
	Packed unit			kg	55	73			114				139	95	96		184
Compressor	Type				Hermetic Reciprocating												
	Nominal power			kW	0.5	0.6	0.7	-	2.2	-	2.6	-	2.9	0.9	-	1.7	3.7
	Starting method				Direct			-	Direct	-	Direct	-	Direct		-	Direct	
Operation range	Cold room temperature	Min. ~Max.		°C	-5 ~10												
Refrigerant	Type				R-134a			R-290	R-134a	R-290	R-134a	R-290	R-134a		R-290	R-134a	
	GWP				1,430.0			3.0	1,430.0	3.0	1,430.0	3.0	1,430.0		3.0	1,430.0	
Evaporator	Air flow			m^3/h	500	550		-	2,300	-	2,300	-	2,300	1,100	-	1,100	3,450
	Air throw			m	3 (3)	4 (3)		-	10 (3)	-	10 (3)	-	10 (3)	4 (3)	-	4 (3)	10 (3)
Condenser	Air flow			m^3/h	400	750		-	1,500	-	1,500	-	3,100	1,400	-	1,400	3,200
Defrost					Hot gas			-	Hot gas	-	Hot gas	-	Hot gas		-	Hot gas	
Power supply	Voltage / Phase /Frequency			V/Hz	230 / 1~ / 50				400 / 3N~ / 50					230 / 1~ / 50		400 / 3N~ / 50	

(1) When normally running: -20°C / +30°C
(2) When normally running: 0°C / +30°C
(3) Use air throw as a base. Air throw is affected by many factors such as height of room, product storage, location of evaporator, etc.

Bi-block system for low and medium temperature refrigeration

Condensing unit for wall mounted installation

- Wall mounted condensing unit and ceiling mounted evaporator
- Extremely rapid mounting
- Best surface-to-capacity ratio
- Low sound levels thanks to optional compressor compartment soundproofing
- New generation control panel: possibility to connect it to classic remote management systems or to a Modbus system
- Winter Kit

GS

Installation type

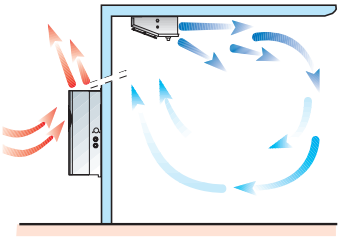

Low temperature refrigeration				SB.BGS	110P			112P			117P			218P			220P			330P		
					1D	2D	3D	1D	2D	3D	1D	2D	3D	1D	2D	3D	1D	2D	3D	1D	2D	3D
Refrigerating capacity	Low temperature	R-452A	Nom	kW	0.679 (1)			0.889 (1)			1.080 (1)			1.336 (1)			1.688 (1)			2.349 (1)		
Dimensions	Condensing unit	Height x Width x Depth		mm	735 x 400 x 280									830 x 620 x 280						830 x 620 x 350		
	Evaporator unit	Height x Width x Depth		mm	215 x 654 x 410									215 x 1,074 x 410						215 x 1,654 x 410		
	Packed condensing unit	Height x Width x Depth		mm	955 x 490 x 610									1,050 x 490 x 740						1,050 x 600 x 740		
	Packed evaporator unit	Height x Width x Depth		mm	470 x 260 x 780									470 x 260 x 1,200						470 x 260 x 1,780		
Weight	Condensing unit			kg	46			54						64						84		
	Evaporator unit			kg	13									19						28		
	Packed condensing unit			kg	57			65						76						98		
	Packed evaporator unit			kg	15									21						31		
Compressor	Type				Hermetic Reciprocating																	
	Nominal power			kW	0.74			0.9			1.3						1.5			2.2		
	Starting method				Direct																	
Operation range	Cold room temperature	Min. ~Max.		°C	-25 ~-15																	
Refrigerant	Type				R-452A																	
	GWP				2,141																	
Evaporator	Air flow			m^3/h	600									1,200						1,800		
	Air throw			m	4 (3)																	
Condenser	Air flow			m^3/h	600									1,200						1,500		
Defrost					Hot gas																	
Piping length				m	2.5	5	10	2.5	5	10	2.5	5	10	2.5	5	10	2.5	5	10	2.5	5	10
Power supply	Voltage / Phase / Frequency			V/Hz	230 / 1~ / 50												400 / 3N~ / 50					

Medium temperature refrigeration				SB.MGS	103P			105P			106P			107P			110P			211P			212P			213P			315P			320P		
					1E	2E	3E	1E	2E	3E	1E	2E	3E	1E	2E	3E	1E	2E	3E	1E	2E	3E	1E	2E	3E	1E	2E	3E	1E	2E	3E	1E	2E	3E
Refrigerating capacity	Medium temperature	R-134a	Nom	kW	0.855 (2)			0.978 (2)			1.120 (2)			1.315 (2)			1.351 (2)			1.806 (2)			2.034 (2)			2.175 (2)			3.079 (2)			3.351 (2)		
Dimensions	Condensing unit	Height x Width x Depth		mm	735 x 400 x 280															830 x 620 x 280									830 x 620 x 350					
	Evaporator unit	Height x Width x Depth		mm	215 x 654 x 410															215 x 1,074 x 410									215 x 1,654 x 410					
	Packed condensing unit	Height x Width x Depth		mm	955 x 490 x 610															1,050 x 490 x 740									1,050 x 600 x 740					
	Packed evaporator unit	Height x Width x Depth		mm	470 x 260 x 780															470 x 260 x 1,200									470 x 260 x 1,780					
Weight	Condensing unit			kg	42			43			46						54			64									77			79		
	Evaporator unit			kg	13															19									28					
	Packed condensing unit			kg	53			54			57						65			76									91			93		
	Packed evaporator unit			kg	15															19									31					
Compressor	Type				Hermetic Reciprocating																														
	Nominal power			kW	0.4			0.5			0.4			0.7			0.9			1.7			2			2.2			2.6					
	Starting method				Direct																													
Operation range	Cold room temperature	Min. ~Max.		°C	-5 ~10																													
Refrigerant	Type				R-134a																													
	GWP				1,430																													
Evaporator	Air flow			m^3/h	600															1,200									1,800					
	Air throw			m	4 (3)																													
Condenser	Air flow			m^3/h	600															1,200									1,500					
Defrost					Electric																													
Piping length				m	2.5	5	10	2.5	5	10	2.5	5	10	2.5	5	10	2.5	5	10	2.5	5	10	2.5	5	10	2.5	5	10	2.5	5	10	2.5	5	10
Power supply	Voltage / Phase / Frequency			V/Hz	230 / 1~ / 50																		400 / 3N~ / 50											

(1) When normally running: -20°C / +30°C
(2) When normally running: 0°C / +30°C
(3) Use air throw as a base. Air throw is affected by many factors such as height of room, product storage, location of evaporator, etc.

Bi-block system for low and medium temperature refrigeration

Condensing unit for floor standing or roof mounted installation

- Condensing unit for floor standing or roof mounted installation and ceiling mounted evaporator
- Extremely fast to assemble thanks to quick connection joints
- Reduced installation time and cost
- Best surface-to-capacity ratio

Ceiling evaporator

Remote control

Floor standing condenser

Installation type

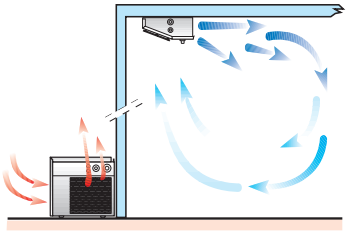

				SB.BSP	121NOP			121TOP			123TOP			135TOP			221NOP			221TOP		
					1D	2D	3D	1D	2D	3D	1D	2D	3D	1D	2D	3D	1D	2D	3D	1D	2D	3D
Refrigerating capacity	Low temperature	R-452A	Nom	kW	0.662 (1)			0.905 (1)			1.088 (1)			2.384 (1)			1.342 (1)			1.719 (1)		
Dimensions	Condensing unit	Height x Width x Depth		mm	357 x 620 x 337									427 x 820 x 427			390 x 820 x 427					
	Evaporator unit	Height x Width x Depth		mm	215 x 614 x 410									215 x 1,614 x 410			215 x 1,034 x 410					
	Packed condensing unit	Height x Width x Depth		mm	690 x 520 x 780												690 x 620 x 1,010					
	Packed evaporator unit	Height x Width x Depth		mm	260 x 470 x 780									260 x 470 x 1,780			260 x 470 x 1,200					
Weight	Condensing unit			kg	45			50						78			61			69		
	Evaporator unit			kg	13									28			19					
	Packed condensing unit			kg	74			79						116			99			107		
	Packed evaporator unit			kg	15									30			21					
Compressor	Type				Hermetic Reciprocating																	
	Nominal power			kW	0.75			1.1			1.3			2.2			1.3			1.5		
	Starting method				Direct																	
Operation range	Cold room temperature	Min. ~Max.		°C	-25 ~-15																	
Refrigerant	GWP				2,141																	
Evaporator	Air flow			m³/h	600									1,800			1,200					
	Air throw			m	4 (3)																	
Condenser	Air flow			m³/h	750									1,500			1,400					
Defrost					Electric																	
Piping Length				m	2.5	5	10	2.5	5	10	2.5	5	10	2.5	5	10	2.5	5	10	2.5	5	10
Power supply	Voltage / Phase / Frequency			V/Hz	230 / 1~ / 50									400 / 3N~ / 50			230 / 1~ / 50			400 / 3N~ / 50		

				SB.MSP	121TOP			123TOP			135NOP			135TOP			221NOP			221TOP		
					1E	2E	3E	1E	2E	3E	1E	2E	3E	1E	2E	3E	1E	2E	3E	1E	2E	3E
Refrigerating capacity	Medium temperature	R-134a	Nom	kW	1.140 (2)			1.422 (2)			3.188 (2)			3.492 (2)			1.816 (2)			2.029 (2)		
Dimensions	Condensing unit	Height x Width x Depth		mm	357 x 620 x 337						427 x 820 x 427						390 x 820 x 427					
	Evaporator unit	Height x Width x Depth		mm	215 x 614 x 410						215 x 1,614 x 410						215 x 1,034 x 410					
	Packed condensing unit	Height x Width x Depth		mm	690 x 520 x 780						690 x 620 x 1,010											
	Packed evaporator unit	Height x Width x Depth		mm	260 x 470 x 780						260 x 470 x 1,780						260 x 470 x 1,200					
Weight	Condensing unit			kg	43						69			70			59			61		
	Evaporator unit			kg	13						28						19					
	Packed condensing unit			kg	72						107			108			97			99		
	Packed evaporator unit			kg	15						30						21					
Compressor	Type				Hermetic Reciprocating																	
	Nominal power			kW	0.4			0.7			2.2			2.6			0.9			1.7		
	Starting method				Direct																	
Operation range	Cold room temperature	Min. ~Max.		°C	-5 ~10																	
Refrigerant	GWP				1,430																	
Evaporator	Air flow			m³/h	600						1,800						1,200					
	Air throw			m	4 (3)																	
Condenser	Air flow			m³/h	750						1,500						1,400					
Defrost					Electric																	
Piping Length				m	2.5	5	10	2.5	5	10	2.5	5	10	2.5	5	10	2.5	5	10	2.5	5	10
Power supply	Voltage / Phase / Frequency			V/Hz	230 / 1~ / 50						400 / 3N~ / 50						230 / 1~ / 50			400 / 3N~ / 50		

(1) When normally running: -20°C / +30°C
(2) When normally running: +0°C / +30°C
(3) Use air throw as a base. Air throw is affected by many factors such as height of room, product storage, location of evaporator, etc.

Bi-block system for low and medium temperature refrigeration

Condensing unit for floor standing or roof mounted installation

- Condensing unit for floor standing or roof mounted installation and ceiling mounted evaporator
- Thermostatic expansion valve ensuring optimum capacity in accordance with the required load for better energy efficiency
- Extremely fast to assemble thanks to quick connection joints
- Reduced installation time and cost
- Best surface-to-capacity ratio

Ceiling evaporator

Remote control

Condenser unit

Installation type

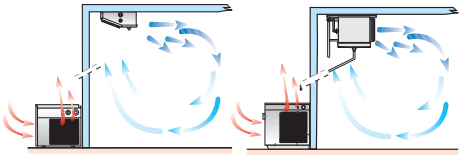

				SB.BDB	121NO36D	121TO36D	123TO36D	135NO704D	135TO704D	221NO36D	221TO35D
Refrigerating capacity	Low temperature	R-452A	Nom	kW	0.662 (1)	0.905 (1)	1.088 (1)	2.384 (1)	2.38 (1)	1.342 (1)	1.719 (1)
Dimensions	Condensing unit	Height x Width x Depth		mm	357 x 620 x 337			427 x 820 x 427		390 x 820 x 427	
	Evaporator unit	Height x Width x Depth		mm	215 x 614 x 410			215 x 1,614 x 410		215 x 1,034 x 410	
	Packed condensing unit	Height x Width x Depth		mm	590 x 419 x 810			610 x 520 x 1,010			
	Packed evaporator unit	Height x Width x Depth		mm	260 x 470 x 780			260 x 470 x 1,200			
Weight	Condensing unit			kg	45	50		72	78	61	69
	Evaporator unit			kg	13			28		19	
	Packed condensing unit			kg	55	60		86	92	75	83
	Packed evaporator unit			kg	15			31		21	
Compressor	Type				Hermetic Reciprocating						
	Nominal power			kW	0.75	1.1	1.3	2.2		1.3	1.5
	Starting method				Direct						
Operation range	Cold room temperature	Min. ~Max.		°C	-25 ~-15						
Refrigerant	Type				R-452A						
	GWP				2,142						
Evaporator	Air flow			m^3/h	600			1,800		1,200	
	Air throw			m	4 (3)						
Condenser	Air flow			m^3/h	750			1,500		1,400	
Defrost					Electric						
Power supply	Voltage/Phase/Frequency			V/Hz	230/1~/50			400/3N~/50		230/1~/50	400/3N~/50

				SB.MDB	121TO36E	123TO36E	135NO704E	135TO704E	140TO704E	221NO36D	221TO35D	235TO376E	335NO376E	335TO376E	340NO376E	340TO376E
Refrigerating capacity	Medium temperature	R-134a	Nom	kW	1.140 (2)	1.422 (2)	3.188 (2)	3.492 (2)	3.606 (2)	1.816 (2)	2.029 (2)	5.070 (2)	7.293 (2)	8.779 (2)	11.014 (2)	14.069 (2)
Dimensions	Condensing unit	Height x Width x Depth		mm	357 x 620 x 337		427 x 820 x 427		540 x 920 x 540	390 x 820 x 427		594 x 1,075 x 532	654 x 1,575 x 642		885 x 1,725 x 742	
	Evaporator unit	Height x Width x Depth		mm	215 x 614 x 410		215 x 1,614 x 410		545 x 805 x 690	215 x 1,034 x 410		530 x 1,220 x 690	600 x 1,690 x 690		620 x 1,840 x 700	
	Packed condensing unit	Height x Width x Depth		mm	590 x 419 x 810		610 x 520 x 1,010		880 x 650 x 1,200	610 x 520 x 1,010		710 x 820 x 1,280	750 x 890 x 1,840		780 x 890 x 1,990	
	Packed evaporator unit	Height x Width x Depth		mm	260 x 470 x 780		260 x 470 x 1,200		702 x 814 x 1,004	260 x 470 x 1,200		865 x 780 x 1,850	865 x 780 x 1,850		1,100 x 880 x 2,000	
Weight	Condensing unit			kg	43		69	70	95	59	61	104	158	159	195	220
	Evaporator unit			kg	13		28		37	19		53	84		102	
	Packed condensing unit			kg	53		83	84	114	73	75	193	247	248	309	334
	Packed evaporator unit			kg	15		30		53	21		85	140		165	
Compressor	Type				Hermetic Reciprocating											
	Nominal power			kW	0.4	0.7	2.2	2.6	2.94	0.9	1.7	3.7	4.8	6.3	7.4	9.555
	Starting method				Direct											
Operation range	Cold room temperature	Min. ~Max.		°C	-5 ~10											
Refrigerant	Type				R-134a											
	GWP				1,430											
Evaporator	Air flow			m^3/h	600		1,800		2,300	1,200		4,600	6,800	6,400	8,400	8,000
	Air throw			m	4 (3)				12 (3)	4 (3)		11 (3)	11 (3)		13 (3)	12 (3)
Condenser	Air flow			m^3/h	750		1,500		3,150	1,400		3,200	5,500	7,000	8,100	
Defrost					Electric											
Power supply	Voltage/Phase/Frequency			V/Hz	230/1~/50		400/3N~/50			230/1~/50		400/3N~/50				

(1) When normally running: -20°C / +30°C
(2) When normally running: 0°C / +30°C
(3) Use air throw as a base. Air throw is affected by many factors such as height of room, product storage, location of evaporator, etc.w

Wineblock - Monoblock units for high temperature refrigeration

Monoblock system suitable for through-wall installation

- Accurate humidity and temperature control to guarantee the quality of products (best for wine conservation and refinement)
- Integrated humidifier available depending on model to have one unit which covers it all: perfect humidity & temperature control
- Electronic controller managing both temperature and humidity of the cold room

RCV

Installation type

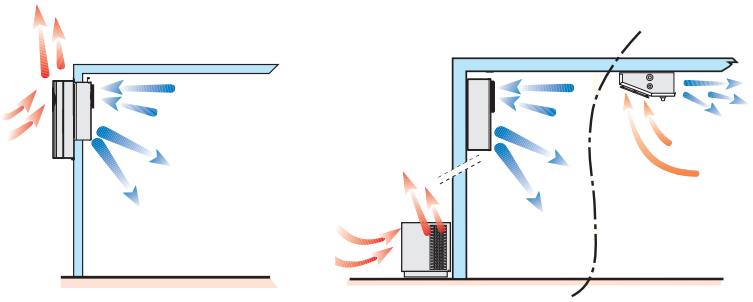

				RCV	101527E	101528E	102527E	102528E
Refrigerating capacity	High temperature	R-134a	Nom	kW	0.6(1)		1(1)	
Heating capacity	R-134a	Nom		kW	0.7(1)		1.05(1)	
Dimensions	Unit	Height x Width x Depth		mm	735 x 400 x 435			
	Packed unit	Height x Width x Depth		mm	955 x 435 x 495			
Weight	Unit			kg	49	50	52	53
	Packed unit			kg	59	60	62	63
Compressor	Type				Hermetic Reciprocating			
	Nominal power			kW	0.25		0.37	
Operation range	Cold room temperature	Min. ~Max.		°C	10 ~20			
Refrigerant	Type				R-134a			
	GWP				1,430			
Evaporator	Air flow			m^3/h	600			
	Air throw			m	4 (2)			
Condenser	Air flow			m^3/h	600			
Power supply	Voltage / Phase / Frequency			V/Hz	230 / 1~ / 50			

				RCV	201527E	201528E	202527E	202528E
Refrigerating capacity	High temperature	R-134a	Nom	kW	1.4(1)		2.3(1)	
Heating capacity	R-134a	Nom		kW	1.4(1)		1.75(1)	
Dimensions	Unit	Height x Width x Depth		mm	735 x 620 x 435			
	Packed unit	Height x Width x Depth		mm	955 x 655 x 495			
Weight	Unit			kg	77	78	79	80
	Packed unit			kg	89	90	91	92
Compressor	Type				Hermetic Reciprocating			
	Nominal power			kW	0.46		0.55	
Operation range	Cold room temperature	Min. ~Max.		°C	10 ~20			
Refrigerant	Type				R-134a			
	GWP				1,430			
Evaporator	Air flow			m^3/h	1,200			
	Air throw			m	4 (2)			
Condenser	Air flow			m^3/h	1,200			
Power supply	Voltage / Phase / Frequency			V/Hz	230 / 1~ / 50			

(1) When normally running: +10°C / +30°C
(2) Use air throw as a base. Air throw is affected by many factors such as height of room, product storage, location of evaporator, etc.

Wineblock - Split units for high temperature refrigeration

Compact condensing unit and small-sized wall or ceiling mounted evaporators

- Accurate humidity and temperature control to guarantee the quality of products (best for wine conservation and refinement)
- Thermostatic expansion valve ensuring optimum capacity in accordance with the required load for better energy efficiency
- Integrated humidifier available depending on model to have one unit which covers it all: perfect humidity & temperature control
- Electronic controller managing both temperature and humidity of the cold room

				SB.RDV	101529E	101523E	101524E	101525E	102529E	102523E	102524E	102525E
Refrigerating capacity	High temperature	R-134a	Nom	kW	0.600 (1)				1.000 (1)			
Heating capacity	R-134a	Nom		kW	0.700		0.900		1.050		0.900	
Dimensions	Condensing unit	Height x Width x Depth		mm	357/682/337							
	Evaporator unit	Height x Width x Depth		mm	570 x 375 x 210		215 x 669 x 490		570 x 375 x 210		215 x 669 x 490	
	Packed condensing unit	Height x Width x Depth		mm	590 x 800 x 400							
	Packed evaporator unit	Height x Width x Depth		mm	610 x 250 x 525		540 x 250 x 1,190		610 x 250 x 525		540 x 250 x 1,190	
Weight	Condensing unit			kg	32	33		32	35	36		35
	Evaporator unit			kg	12	13		12		13		12
	Packed condensing unit			kg	37	38		37	40	41		40
	Packed evaporator unit			kg	14	15		14		15		14
Compressor	Type				Hermetic Reciprocating							
	Nominal power			kW	0.25				0.37			
	Starting method				Direct							
Operation range	Cold room temperature	Min. ~Max.		°C	10 ~20							
Refrigerant	Type				R-134a							
	GWP				1,430							
Evaporator	Air flow			m^3/h	500		400		500		400	
	Air throw			m	4 (2)							
Condenser	Air flow			m^3/h	600							
Power supply	Voltage / Phase / Frequency			V/Hz	230 / 1~ / 50							

				SB.RDV	201529E	201523E	201524E	201525E	202529E	202523E	202524E	202525E
Refrigerating capacity	High temperature	R-134a	Nom	kW	1.400 (1)				2.300 (1)			
Heating capacity	R-134a	Nom		kW	1.400		1.600		1.750 (1)		1.600	
Dimensions	Condensing unit	Height x Width x Depth		mm	390/882/427							
	Evaporator unit	Height x Width x Depth		mm	570 x 595 x 210		215 x 1,089 x 490		570 x 595 x 210		215 x 195 x 490	215 x 1,089 x 490
	Packed condensing unit	Height x Width x Depth		mm	610 x 510 x 1,000							
	Packed evaporator unit	Height x Width x Depth		mm	610 x 250 x 745		540 x 250 x 1,190		610 x 250 x 745		540 x 1,089 x 1,190	540 x 250 x 1,190
Weight	Condensing unit			kg	60	61		60	62	63	68	62
	Evaporator unit			kg	18	19		18		19		18
	Packed condensing unit			kg	67	68		67	69	70	75	69
	Packed evaporator unit			kg	20	21	22	20		21	22	20
Compressor	Type				Hermetic Reciprocating							
	Nominal power			kW	0.46				0.55			
	Starting method				Direct							
Operation range	Cold room temperature	Min. ~Max.		°C	10 ~20							
Refrigerant	Type				R-134a							
	GWP				1,430							
Evaporator	Air flow			m^3/h	1,000		800		1,000		800	
	Air throw			m	4 (2)							
Condenser	Air flow			m^3/h	1,200		1,100		1,200		1,100	
Power supply	Voltage / Phase / Frequency			V/Hz	230 / 1~ / 50							

(1) When normally running: +10°C / +30°C
(2) Use air throw as a base. Air throw is affected by many factors such as height of room, product storage, location of evaporator, etc.

Zanotti

Condensing units

1. Condensing units

- ☑ Low noise units
- ☑ Six poles condenser fan
- ☑ New condenser, minichannel type
- ☑ Single compressor
- ☑ Many different compressors types
  - › Hermetic reciprocating compressors (Tecumseh and Manuerop)
  - › Scroll compressor (Copeland)
  - › Semihermetic reciprocating compressor (Bizer, Dorin, Copeland Stream, Frascold)
- ☑ Applications (depending on used refrigerant):
  - › Medium: -20°C ~ 0°C
  - › Low temperature: -20°C ~ -40°C
- ☑ Compatible with latest refrigerants*

Standard features

- › Metal frame with doors to enhance the access to electrical box, condenser fan, refrigerating plant
- › Many different main frames with 1 (360/450 mm) , 2, 4 (450 mm) fans and other bigger with 2,3 (630 mm) or 2/3 (800 mm) fans
- › Liquid receiver
- › Filter drier
- › Sight glass
- › High and low pressure switch
- › Electrical box connection

Most common used options:

- › Simple soundproof insulation
- › Residential soundproof insulation (double layer)
- › Electrical power box
- › Oil separator
- › Liquid separator
- › Thermal overload
- › Condenser pressure fan
- › Radial condenser fan
- › Electronic speed regulator
- › Condenser corrosion protection (cataphoresis)
- › Crankcase heater

Other options available on request

* Note: Depending on model, selection from Selection software based on R404A, R134a, R407F

Zanotti

Condensing units

2. Inverter condensing unit

- ☑ Low noise units
- ☑ Six poles condenser fan
- ☑ New condenser, minichannel type
- ☑ Twin compressor one of the inverter controlled
- ☑ Many different compressors types
  - › Scroll compressor (Copeland)
  - › Semihermetic reciprocating compressor (Bizer, Dorin and Frascold)
- ☑ Capacity control:
  - › Scroll: Use of digital scroll
  - › Bitzer: Varispeed
  - › Other: external built-in frequency drive
- ☑ Applications (depending on used refrigerant):
  - › Medium: -20°C ~ 0°C
  - › Low temperature: -20°C ~ -40°C
- ☑ Compatible with latest refrigerants*

Standard features

- › Metal frame with doors to hace the access for electrical box, condenser fan, refrigerating plant
- › Many different main frames with 2, 4 (450 mm) fans
- › Liquid receiver
- › Filter drier
- › Sight glass
- › High and low pressure switch
- › Electrical switchboard complete with electronic control

Most common used options:

- › Simple soundproof insulation
- › Residential soundproof insulation (double layer)
- › Electrical power box
- › Oil separator
- › Liquid separator
- › Thermal overload
- › Condenser pressure fan
- › Radial condenser fan
- › Electronic speed regulator
- › Condenser corrosion protection (cataphoresis)
- › Crankcase heater

* Note: Depending on model, selection from Selection software based on R404A, R134a, R407F

Zanotti

Condensing units

3. Twin condensing unit

- ☑ Low noise units
- ☑ Six poles condenser fan
- ☑ New condenser, minichannel type
- ☑ Twin compressor (as a small rack)
- ☑ Many different compressors types
  - › Scroll compressor (Copeland)
  - › Semihermetic reciprocating compressor (Bizer and Dorin)
- ☑ Applications (depending on used refrigerant):
  - › Medium: -20°C ~ 0°C
  - › Low temperature: -20°C ~ -40°C
- ☑ Compatible with latest refrigerants*

Standard features

- › Metal frame with doors to hace the access for electrical box, condenser fan, refrigerating plant
- › Many different main frames with 2, 4 (450 mm) fans
- › Liquid receiver
- › Filter drier
- › Sight glass
- › High and low pressure switch
- › Electrical switchboard complete with electronic control

Most common used options:

- › Simple soundproof insulation
- › Residential soundproof insulation (double layer)
- › Electrical power box
- › Oil separator
- › Liquid separator
- › Thermal overload
- › Condenser pressure fan
- › Radial condenser fan
- › Electronic speed regulator
- › Condenser corrosion protection (cataphoresis)
- › Crankcase heater

* Note: Depending on model, selection from Selection software based on R404A, R134a, R407F

Large condensing units

Multi compressor condensing units

- ☑ Low noise units (max 63 dB(A)@10m*)
- ☑ Six poles condenser fan
- ☑ Three or four compressors on parallel
- ☑ Many different compressor types
  - › Scroll Copeland compressor
  - › JEH Single Screw compressors
  - › Semihermetic reciprocating compressor (Bitzer, Dorin, Copeland Stream, Frascold)
- ☑ Applications (depending on used refrigerant):
  - › High: 0°C ~ +5°C
  - › Medium: -20°C ~ 0°C
  - › Low temperature: -20°C ~ -40°C
- ☑ Compatible with latest refrigerants*
- ☑ Capacity overview of standard large condensing unit range

Standard features

- › Metal frame single or double condenser with electrical switchboard, condenser fans on top, panel for easy access for the refrigerating plant
- › Many different main frames with 2, 3 (630 mm) or 2/3/4/5 (800 mm) fans
- › Compressor parallel with discharge and suction header
- › Liquid receiver
- › Liquid line
- › High and low pressure switch
- › Electrical switchboard complete with electronic control

Most common used options:

- › Residential soundproof insulation (double layer)
- › Oil equalization through mechanical floating valve
- › Oil equalization through electronic valve
- › Oversized liquid receiver
- › Refrigerant charge

Other options available on request

Important note: Larger refrigeration capacities or solutions are possible but have to be selected by our technical department. This will be handled case by case.

* Note: Selection from Selection software based on R404A

Zanotti

Compressor packs & racks

Multi compressor units

- ☑ Open frame for multi-compressors racks
- ☑ Three or four compressors on parallel
- ☑ Many different compressor types
  - › Hermetic
  - › Hermetic Scroll (Brand : Copeland)
  - › Semihermetic reciprocating (Brand: Bitzer, Dorin, Copeland Stream & Frascold)
  - › Screw (Brand: J&E Hall (single screw) and Bitzer (twin screw)
    - • Larger Refrigeration capacities or solution with screw compressors has to be selected from our technical department.
    - • Consist in many models for medium and low temperature, with a refrigeration capacity up to 900,000 Watt.
- ☑ Compatible with latest refrigerants*

Standard features

- › Metal open frame with electrical switchboard
- › Compressor parallel with discharge and suction header
- › Liquid receiver
- › Liquid line
- › High and low pressure switch
- › Electrical switchboard complete with electronic control

Most common used options:

- › Panels to close the frame and put it outside
- › Oil equalization through mechanical floating valve
- › Oil equalization through electronic valve
- › Oversized liquid receiver
- › Refrigerant charge

Other options available on request

*Note: Selection from Selection software based on R404A, R134a and R407F

Zanotti's
Additional range

Transportation refrigeration

Zanotti offers various systems for the refrigerated transport of fresh and frozen foods in small and medium sized vehicles.

For refrigerated transport with large vehicles Zanotti manufactures monoblock and panel-mounted diesel units (Un0° series).

Industrial range

Zanotti's core business in the industrial sector includes large cooling systems for logistics centers and cold storage solutions in the food, catering and petrochemical industries.

Many sports and leisure facilities, such as ice skating rinks or indoor winter sports halls use Zanotti freezing technology.

Please contact the refrigeration department at Daikin Europe (refrigeration@bxl.daikineurope.com) or your local refrigeration product manager.

F-Gas Regulation

For fully/partially charged equipment: contains fluorinated greenhouse gases. Actual refrigerant charge depends on the final unit construction, details can be found on the unit labels.

For non pre-charged equipment (LCBKQ-AV1, JEHCCU/JEHSCU): Its functioning relies on fluorinated greenhouse gases.

Options overview

Zanotti refrigeration

Zanotti Uniblock

			GM	SB	AS		
					Standard	Transport coldroom	Container
Options which need to be ordered with the unit	Winter kit 1: Condenser fan pressure switch + Crankcase heater + Double defrost solenoid valve	PRS VNT + RES CAR + SOL SBR	•	•	No	No	No
	Winter kit 2: Condenser fan speed regulator with temperature control+ Double defrost solenoid valve	VVE TER + RES CAR + SOL SBR	•	• (Std on 235)	•	Std on 135	Std on 121, 123, 221, 135
	Winter kit 3: Condenser fan speed regulator with pressure control + Crankcase heater + Double defrost solenoid valve	VVE PRS + RES CAR + SOL SBR	•	•	Std	Std on 235, 335, 340	Std on 235, 335, 340
	Winter kit 4: BEST COP condenser fan speed regulator + Crankcase heater + Double defrost solenoid valve	VVEBCO + RES CAR + SOL SBR	•	•	•	•	•
	Simple low noise housing	INS SEM	•	No	No	No	No
	Evaporator cataphoresis treatment	FRS EVP	•	•	•	•	•
	Condensor cataphoresis treatment	FRS CND	•	•	•	•	•
	Zanotti remote control panel with 5 m cable	PAN SNG	•	No	No	No	No
	Watercooled condenser	CON ACQ	•	•	•	•	•
	Voltage monitor	MON TEN	•	•	•	•	•
	Phase sequence control	CTR FAS	No	No	No	Only for scroll	No
	3 m cable for door heater (for MT only, standard for LT)	RES POR	•	•	•	•	•
	Remote control panel for 2-3-4 units	PAN MUL	•	No	•	No	Only for 235, 335, 340
	Audible and visual alarm	ALR SNV	•	No	•	No	Only for 235, 335, 340
	Prearrangement for supervising system	KIT SUP	•	•	•	•	•
	Kit long distance (more than 10 meters)	KIT DIS	•	No	No	No	No
Option where afterwards installation is possible	Kit for through wall construction	KIT PAN	•	Std	Std	Std	Std

Zanotti Bi-block

			GS	SPO	DBO
Options which need to be ordered with the unit	Simple low noise housing	FRS CND	•	No	No
	Condensate drain electrical heater	RES SCC	X (Std LT)	X (Std LT)	X (Std LT)
	Evaporator cataphoresis treatment	FRS EVP	•	•	•
	Condensor cataphoresis treatment	FRS CND	•	•	•
	Water-cooled condenser	CON ACQ	•	•	•
	Voltage monitor	MON TEN	•	•	•
	3 m micro-switch door cable	MIC POR	•	•	•
	1 m cold room lightning cable	CAV LCE			•
	3 m cable for door heater	RES POR	•	•	•
	Remote control panel for 2-3-4 units	PAN MUL	•	•	•
	Audible and visual alarm	ALR SNV	•	•	•
	Prearrangement for supervising system	KIT SUP	•	•	•
	Kit long distance (more than 10 meters)	KIT DIS	•		
	cold room lamp	KIT LCE	•	•	•

Zanotti Wineblock

	Zanotti Wineblock RCV	
Options (Mandatory to be ordered with the unit)	Winter kit 1: Condenser fan pressure switch + Crankcase heater	PRS VNT + RES CAR
	Winter kit 3: Condenser fan speed regulator with pressure control + Crankcase heater	VVE PRS + RES CAR
	Winterkit 4: BEST COP condenser fan speed regulator + Crankcase heater	VVEBCO + RES CAR
	Evaporator cataphoresis treatment	FRS EVP
	Condensor cataphoresis treatment	FRS CND
	Watercooled condenser	CON ACQ
	Voltage monitor	MON TEN
Options (Installation afterwards possible)	Prearrangement for supervising system	KIT SUP

	Zanotti Wineblock RDV	
Options (Mandatory to be ordered with the unit)	Winter kit 3: Condenser fan speed regulator with pressure control + Crankcase heater	VVE PRS + RES CAR
	Winterkit 4: BEST COP condenser fan speed regulator + Crankcase heater	VVEBCO + RES CAR
	Evaporator cataphoresis treatment	FRS EVP
	Condensor cataphoresis treatment	FRS CND
	Watercooled condenser	CON ACQ
	Voltage monitor	MON TEN
Options (Installation afterwards possible)	Prearrangement for supervising system	KIT SUP

AVAILABLE FROM SPRING 2018 ONWARDS!

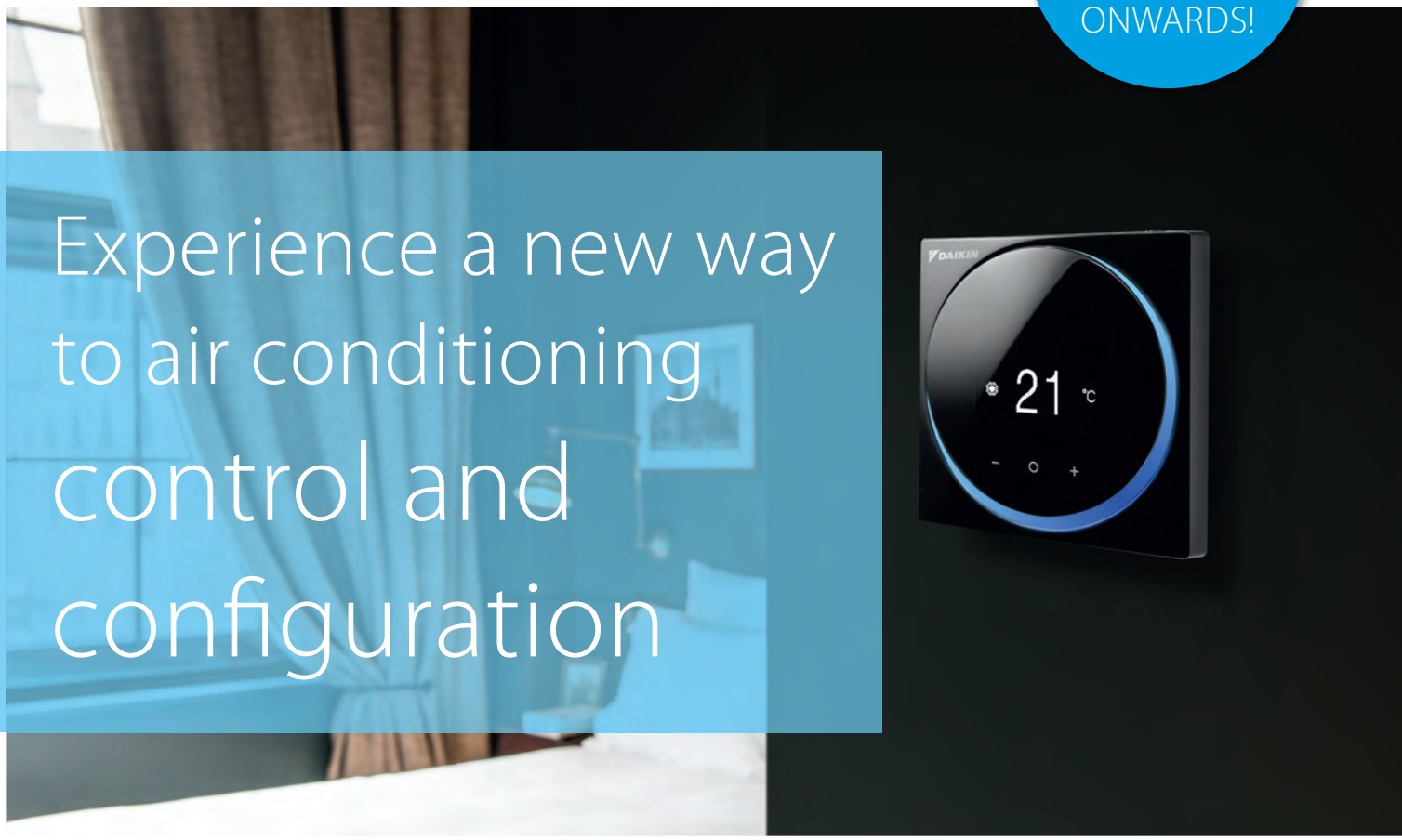

Experience a new way to air conditioning control and configuration

More control, less buttons

White
BRC1H51W

Silver
BRC1H51S

Black
BRC1H51K

Advanced settings and commissioning can be easily done via smartphone

Control Systems

Control Systems

	Application overview	626
	Individual control systems	628
NEW	Online controller	628
NEW	Wired / infrared remote controls	635
	Centralised control systems	636
	Centralised remote control / Unified ON/OFF control / Schedule timer	636
	Adapter DTA113B51	637
	intelligent Touch Controller	637
	intelligent Tablet Controller with Daikin Cloud Service	638
	Mini building management system	642
	intelligent Manager	642
	Standard protocol interfaces	646
	Modbus interface	646
	KNX Interface	650
NEW	**PMS Interface** for hotels	651
	BACnet Interface	652
	LonWorks Interface	653
	Remote monitoring and maintenance	654
	i-Net	654
	Daikin Configurator Software	658
	EKPCCAB3	658
	Other devices	659
	Wireless room temperature sensor	659
	Wired room temperature sensor	659
	Other integration devices	660
	Options & Accessories	**661**

New online controller for Sky Air

New premium design wired remote control

For latest data, please consult my.daikin.eu

Requirement tables per application

Daikin offers various control solutions adapted to the requirements of even the most demanding commercial application.

› Basic control solutions for those customers with few requirements and limited budget
› Integrating control solutions for those customers that would like to integrate Daikin units into their existing BMS system
› Advanced control solutions for those customers that expect Daikin to deliver a mini BMS solution, including advanced energy management

Shop

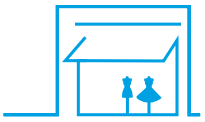

	Unit control			Integrating control			Advanced control	
	NEW BRP069*	BRC1H51W/S/K	RTD-20	RTD-Net	KLIC-DI	EKMBDXA	DCC601A51	NEW DCM601A51
	Online controller	User-friendly wired remote control	Retail economiser	Modbus interface for monitoring & control	KNX interface	DIII-net modbus interface	intelligent Controller	intelligent Manager
	Smart phone control for up to 50 indoor units	1 remote controller for 1 indoor unit (group)	1 gateway for 1 indoor unit (group)	1 gateway for 1 indoor unit (group)	1 gateway for 1 indoor unit	1 gateway for max. 64 indoor unit(s) (groups) & 10 outdoors	1 unit for 32 indoor unit(s)	1 iTM for 64 indoor unit(s) (groups) (1)
Design controller with simple interface	●	●					●	●
Automatic control of A/C	●	●	●	●	●	●	●	●
Limit control possibilities for shop staff		●	●	●	●	●	●	●
Create zones within the shop			●				●	●
Interlock with eg. Alarm, PIR sensor			●				● (limited)	●
Integrate Daikin units into existing BMS via Modbus				●		●		
Integrate Daikin units into existing BMS via KNX					●			
Integrate Daikin units into existing BMS via HTTP								●
Monitor energy consumption	● (4)	● (4)					● (2)	●
Advanced energy management							● (2)	●
App for easy setting and status read-out	●	●						
Allows free cooling								●
Integrate Daikin products cross pillars into Daikin BMS						●		●
Integrate third party products into Daikin BMS							●	●
Online control	●						● (2)	●
Manage multiple sites							● (2)	● (3)

(1) 7 iTM plus adapters (DCM601A52) can be added to have 512 indoor groups and 80 outdoor (systems) (2) Via Daikin cloud service (3) Through own IT set-up (not Daikin cloud server)
(4) Not available on all indoors

Hotel

	Unit control	Integrating control			Advanced control
	NEW BRC1H51W/S/K	RTD-HO	KLIC-DI	DCM010A51	DCM601A51
	User-friendly wired remote control	Intelligent hotel room controller	KNX interface	PMS Interface	intelligent Manager
	1 remote controller for 1 indoor unit (group)	1 gateway for 1 indoor unit (group)	1 gateway for 1 indoor unit	1 interface for up to 2,500 indoor units	1 iTM for 64 indoor unit(s) (groups) (1)
Hotel guest can control & monitor basic functionalities from his room	●	●	● (3)		●
Design controller with simple interface	●				●
Limit control possibilities for hotel guests	●	●	●	●	●
Interlock with window contact	● (2)	●			●
Interlock with key-card	● (2)	●			●
Integrate Daikin units into existing BMS via Modbus		●			
Integrate Daikin units into existing BMS via KNX			●		
Integrate Daikin units into existing BMS via HTTP					●
Integrate Daikin unit control in hotel booking software				● Oracle Opera PMS	
Monitor energy consumption					●
Advanced energy management					●
App for easy setting and status read-out	●				
Integrate Daikin products cross pillars into Daikin BMS					●
Integrate third party products into Daikin BMS					●
Online control					●

(1) : 7 iTM plus adapters (DCM601A52) can be added to have 512 indoor groups and 80 outdoor (systems)
(2) Via BRP7A51 adapter (3) requires KNX compatible controller

Office

NEW

	Unit control	Integrating control			Advanced control	
	BRC1H51W/S/K	EKMBDXA	DMS504B51	DMS502A51 / DAM412B51	DCC601A51	DCM601A51
	User-friendly wired remote control	DIII-net modbus interface	**LonWorks Interface**	**BACnet Interface**	iTC	iTM
	1 remote controller for 1 indoor unit (group)	1 gateway for max. 64 indoor unit(s) (groups) & 10 outdoors	1 gateway for 64 indoor unit(s) (groups)	1 gateway for 128 indoor unit(s) (groups), 20 outdoors (2)	1 unit for 32 indoor unit(s) (groups)	1 iTM for 64 indoor unit(s) (groups) (1)
Design controller with simple interface	●				●	
Automatic control of A/C	●	●	●	●	●	●
Centralised control for management		●	●	●	●	●
Limit control possibilities for office staff	●	● (6)	● (6)	● (6)	●	●
Integrate Daikin units into existing BMS via Modbus		●				
Integrate Daikin units into existing BMS via HTTP						●
Integrate Daikin units into existing BMS via LonTalk			●			
Integrate Daikin units into existing BMS via BACnet				●		
Energy consumption read out	● (7)					
Monitor energy consumption					● (4)	●
Advanced energy management					● (4)	●
App for easy setting, copy of settings and status read-out	●					
Integrate Daikin cross pillar products into Daikin BMS						●
Integrate third party products into Daikin BMS					●	●
Online control					● (4)	●
Manage multiple sites					● (4)	● (5)

(1) 7 iTM plus adapters (DCM601A52) can be added to have 512 indoor groups and 80 outdoor (systems) (2) extension needed to go to 256 indoor unit(s) (groups), 40 outdoors (3) ON/OFF only
(4) Via Daikin cloud service (5) Through own IT set-up (not Daikin cloud sever) (6) if a wired remote controller is installed (7) via app, not available for all connectable units

Infrastructure cooling

NEW

	Unit	Integrating		Advanced
	BRC1H51W/S/K	RTD-10	DTA113B51	DCM601A51
	User-friendly wired remote control	Server room controller	DS net	iTM
	1 remote controller for 1 indoor unit (group) (2)	1 gateway for 1 indoor unit (group) Up to 8 gateways can be linked together	1 adapter for op to 4 units	1 iTM for 64 indoor unit(s) (groups) (1)
Automatic control of A/C	●	●	●	●
App for easy setting, copy of settings and status read-out	●			
Back-up operation	●	●	●	●
Duty rotation	●	●	●	●
Limit control possibilities in the technical cooling room	●	●		●
If room temperature above max., then show alarm & start standby unit.		●		●
If an error occurs, an alarm will be shown.	●	●		●
If an error occurs, activate an alarm output	Via KRP2/4A option (3)	●		Via WAGO I/O

(1) 7 iTM plus adapters (DCM601A52) can be added to have 512 indoor groups and 80 outdoor (systems)
(2) Infrastructure cooling functions only compatible with indoor units connected to Sky Air A-series or Seasonal Smart outdoor units.
(3) See option list of indoor unit

Online controller

BRP069A41/42/43/45/61/62 /81

Always in control,
no matter where you are

The Daikin Online Controller application can control and monitor the status of your heating system or up to 50 split air conditioning units and allows you to:

Monitor:

› The status of your air conditioner or heating system
› Consult **energy consumption graphs** (1)

Control:

› The **operation mode**, set temperature, fan speed and powerful mode, air direction and filtering (streamer) function (Available functions depending on connected model)
› Remotely control your system and domestic hot water
› **Zone control**: control **multiple** units at once (Split and Daikin Altherma integrated bi-zone only)

Schedule:

› Schedule the set temperature and operation mode with up to **6 actions per day for 7 days**
› Enable **holiday mode**
› View in an intuitive mode
› 3rd party products & services integration via IFTTT (Split and Sky Air only)
› Demand control/power limitation (Split only)

App with intuitive lay-out

Control

Control operation mode, temperature, air purification, fan speed & direction

Schedule

Schedule the set temperature, operation mode and fan speed

Monitor

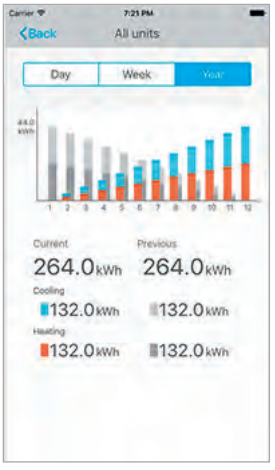

Monitor your energy consumption, set holiday schedule

Identify

Identify the rooms in your house

Available functions and menus depend on the connected indoor unit
(1) Available for Split and Daikin Altherma 3 models

Connectable units

BRP069A41
- FTXG-LW/S
- FTXJ-MW/S *
- C/FTXM-M
- FTXTM-M
- ATXM-M

BRP069A42
- FTXZ-N
- FTXS35-42-50K
- FTXS60-71G
- FTX50-60-71GV
- FTXLS-K3
- FVXM-F
- FVXG-K
- FVXS-F
- FLXS-B(9)
- ATXS35-50K

BRP069A43
- CTXS15-35K
- FTXS20-25K
- FTX20-25-35J3
- FTXL-JV
- ATXS20-25K
- ATX-J3

BRP069A45
- FTX20-25-35KV
- FTX50-60KV
- ATX-KV
- FTXP-K3
- ATXP-K3
- FTXF-A
- FTXTP-K
- ATXTP-K

BRP069A61/62
Daikin Altherma ground source heat pump
- EGSQH-A9W

Daikin Altherma hybrid heat pump
- EHYHBH(X)-AV3(2)

Daikin Altherma low temperature split
- EHBH(X)-CB
- EHVH(X)-CB

Daikin Altherma low temperature monobloc
- EBLQ-CV3
- EDLQ-CV3

BRP069A81
Ceiling mounted
- FCAHG-G
- FCAG-A
- FFA-A

Concealed ceiling
- FDXM-F3
- FBA-A
- FDA-A
- ADEQ-C

Wall mounted
- FAA-A

Ceiling suspended
- FHA-A
- FUA-A

Floor standing
- FVA-A
- FNA-A

* controller included with the unit

IFTTT: make your work flow

IFTTT is a solution that connects compatible 3rd party products and services (smart meters, lights, thermostats, ...), so they work best for you.

Within IFTTT, 2 operation set-ups can be made:
- DO: it simply executes an action (e.g.: on/off)
- IFTTT stands for If This Then That and allows you to automate actions (Then That) depending on certain triggers (If This)
- Available for split and Sky Air models

Example

IF you exit an area, **THEN** turn off the heating.

The trigger is location, which is determined by your smartphone. If you leave an area, such as your house for example, your heating will turn off automatically.

IF there is an error signal on the unit, **THEN** a text message is sent (to the installer/user/...)

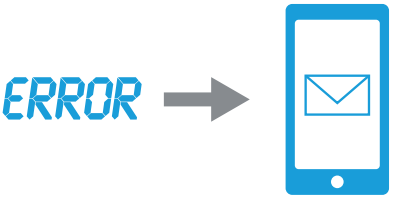

Wireless LAN Connecting Adaptor BRP069 meets all of the following:

A. Generally available to the public by being sold, without restriction, from stock at retail selling points by means of any of the following: 1. Over-the-counter transactions; 2. Mail order transactions; 3. Electronic transactions; or 4. Telephone call transactions;
B. The cryptographic functionality cannot easily be changed by the user;
C. Designed for installation by the user without further substantial support by the supplier.

Experience a new way

of air conditioning control and commissioning

Silver
BRC1H51S

Black
BRC1H51K

White
BRC1H51W

User-friendly wired remote controller with premium design

A complete redesigned controller focussed to enhance user experience

- Sleek and elegant design
- Intuitive touch button control
- 3 colors to match any interior design
- Compact, only 85x85mm
- Advanced settings and commissioning via smartphone

Advanced settings can be easily done via your smartphone

- BLE (Bluetooth Low Energy) communication
- Visual interface for intuitive setting of schedules, set point restriction and other advanced settings for users / technical managers
- Easy and time saving commissioning for installers

Schedule

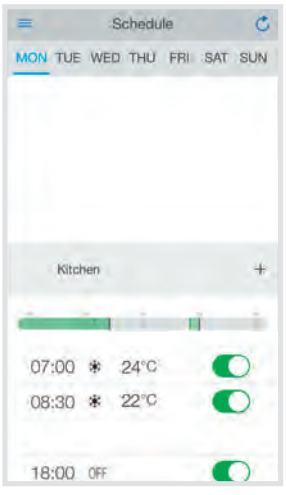

Advanced user settings

Installer settings

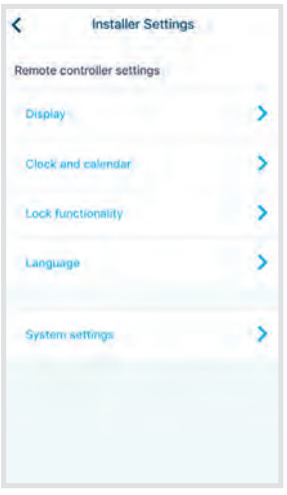

Field settings

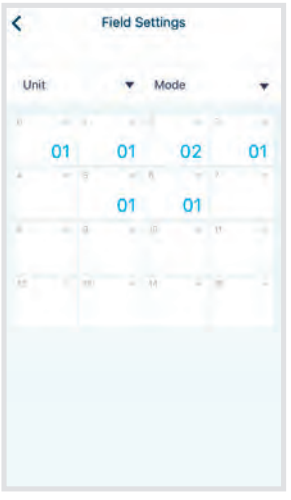

BRC1H51W / BRC1H51S / BRC1H51K

User-friendly wired remote controller with premium design for Sky Air and VRV

BRC1H51W

BRC1H51S

BRC1H51K

A complete redesigned controller focussed to enhance user experience

› Sleek and elegant design
› Inuitive touch button control
› 2 display view: standard and detailed
› Access to basic functions (on/off, mode, setpoint, fanspeed, louvers, filter sign & reset, error & code)
› 3 colors to match any interior design
› Compact, only 85x85mm
› Real time clock with auto update to daylight saving time

Hotel application functions

› Energy saving through key card, window contact integration and set point limitation (BRP7A*)
› Flexible setback function ensures room temperature remains within comfortable limits to ensure guest comfort

Key card and window contact integration

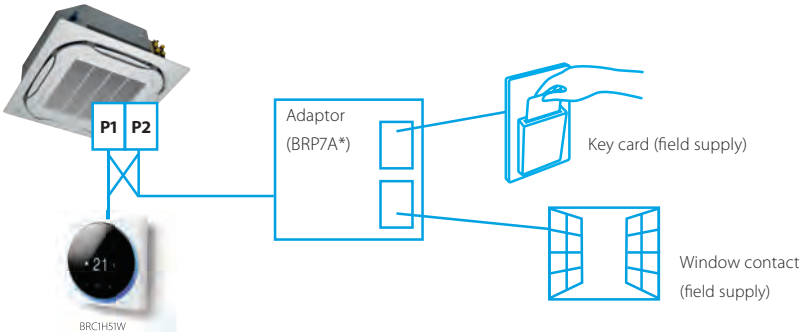

Advanced settings can be easily done via your smartphone

A series of energy saving functions that can be individually selected

› Temperature range limit
› Setback function
› Presence & floor sensor setting (available on round flow and fully flat cassette)
› kWh indication (2)
› Set temperature auto reset
› Off timer

Temperature range limit avoids excessive heating or cooling

Save energy by constraining the lower temperature limit in cooling and upper temperature limit in heating mode.

note : Also available in auto cooling/heating change over mode.

kWh indication keeps track of your consumption (2)

The kWh indication shows an indicative electricity consumption of the last day/month/year.

Other functions

› Up to 3 independent schedules can be set, so the user can easily change the schedule himself throughout the year (e.g. Summer, winter, mid-season)
› Possibility to individually restrict menu functions
› Selection of quiet mode function for the outdoor unit (1)

DUTY ROTATION

Cost-effective solution for infrastructure cooling applications

> Only in combination with RZAG* / RZQG*
> Duty rotation

After a certain period of time, the operating unit will go into standby and the standby unit will take over, increasing lifetime of the system

Rotation interval can be set from 6h, 12h, 24h, 72h, 96h, weekly

> Back-up operation: if one unit fails, the other unit will automatically start

(1) Only available on RZAG*, RZASG*, RZQG*, RZQSG*

(2) For Sky Air FBA, FCAG and FCAHG pair combinations only

BRC1E53A/B/C

User friendly remote control for Sky Air and VRV



Graphical display of indicative electricity consumption (Function available in combination with FBA-A, FCAG and FCAHG)

A series of energy saving functions that can be individually selected

- Demand control (1)
- Temperature range limit
- Setback function
- Presence & floor sensor connection (available on round flow and fully flat cassette)
- kWh indication (2)
- Set temperature auto reset
- Off timer

Cost-effective solution for infrastructure cooling applications

> Only in combination with Sky Air A-series or Seasonal Smart outdoor unit

Other functions

- Up to 3 independent schedules
- Possibility to individually restrict menu functions
- Choice of display between symbol or text
- Real time clock with auto update to daylight saving time
- Built-in backup power
- Supports multiple languages:
  BRC1E53A: English, German, French, Dutch, Spanish, Italian, Portugese
  BRC1E53B: English, Czech, Croatian, Hungarian, Romanian, Slovenian, Bulgarian
  BRC1E53C: English, Greek, Russian, Turkish, Polish, Slovak, Albanian

(1) Only available on RZAG*, RZASG*, RZQG*, RZQSG*

(2) For Sky Air FBA, FCAG and FCAHG pair combinations only

BRC2E52C / BRC3E52C

Simplified wired remote control developed for hotel applications

BRC2E52C

With operation mode selector

- Symbol driven interface for intuitive control
- Functions restricted to basic customer needs
- Energy saving through key card, window contact integration and set point limitation (BRP7A*)
- Flexible setback function ensures room temperature remains within comfortable limits to ensure guest comfort
- Flat backpanel for easy installation
- Easy commissioning: intuitive interface for advanced menu settings
- 2 versions available:
  - BRC3E52C: temperature, fan speed, ON/OFF
  - BRC2E52C: temperature, mode, fan speed, ON/OFF

BRC1D52

Wired remote control

BRC1D52

- Schedule timer: Five day actions can be set
- Home leave (frost protection): during absence, the indoor temperature can be maintained at a certain level. This function can also switch the unit ON/OFF
- User friendly HRV function, thanks to the introduction of a button for ventilation mode and fan speed
- Immediate display of fault location and condition
- Reduction of maintenance time and costs
- Operating mode
- Heat Recovery Ventilation (HRV) operation control
- Cool / heat changeover control
- Centralised control indication
- Group control indication
- Set temperature
- Air flow direction
- Programmed time
- Inspection test / operation
- Fan speed
- Clean air filter
- Defrost / hot start
- Malfunction

AZECE6BLUEFACECB / AZEC6THINKRB / AZEC6LITERB

Controls for multi zoning kits

3 controller versions are available to choose from: Colour, touch or simplified

AZCE6BLUEFACECB

Blueface - main thermostat

› Intuitive graphical, colour touch screen for controlling multiple zones
› Wired communication
› Optional bus cable (2 x 0.5 mm^2 + 2 x 0.22 mm^2) (10m cable length)

AZCE6THINKRB

Think - zone thermostat

› Graphic touch button with low-energy e-ink screen for controlling single zones
› Low energy radio communication with proprietary protocol (868MHz)

AZCE6LITERB

Lite - zone thermostat

› Simplified thermostat with touch buttons for temperature control
› Low energy radio communication with proprietary protocol (868MHz)

* The wired Daikin BRC1E52*/BRC1H51* remote control is needed to control operation and maintenance.

ARCWLA / ARCWB

Siesta individual control systems

ARCWB

Specifications

› Dimensions (length x width x height) ARCWB: 0.15 m x 0.21 m x 0.04 m.
› ARCWB comes standard with a 10 metre cable, which can be extended to maximum cable length of 15 metres. ARCWB can only control one indoor unit at a time; group control is only possible when using option R04084124324.

- Standard
• By dipswitch selection
•• 1, 2 & 4 hours delay

Overview controllers for Siesta Sky Air

Siesta Sky Air indoor units	Controllers
AHQ-C ceiling suspended	• Standard infrared remote control in box of indoor unit ARCWLA • Wired remote control ARCWB • Optional group controller R04084124324
ABQ-C concealed ceiling	• Standard wired remote control (ARCWB) in box of indoor unit • Optional group controller R04084124324

	Feature		ARCWB
			AHQ-C / Standard for ABQ-C
1	ON/OFF switch		-
2	Temperature setting	Default range 16-30°C	-
		Optional range 20-30°C	•
		Switch between °C and °F	-
3	Room temperature sensor on remote control		-
4	Cool / Fan dry / Heat / Auto		-
5	Sleep mode		-
6	Fan Speed selection		-
7	Delay timer		••
8	7-days programmable timer		-
9	Real time clock display		-
10	Air swing selection	ON/OFF swing mode	-
		Change swing option (draft/soil prevention or standard)	-
11	LCD display without backlight		-
12	Key lock		-
13	Error code indication		-
14	IR receiver to enable compatibility with infrared remote control (disabled when lock function is activated)		-
15	Last state memory from indoor PCB		-
16	Silent mode		•
17	Turbo mode		•
18	Compressor test model (compressor force ON)		-
19	Daikin inverter error code		-
20	UART communication port (for Daikin protocol)		-
21	Backup battery		-

EKRUCBL/EKRUCBS/EKRUDAS

Wired remote control for Heating

EKRUCBL

EKRUCBS

- User friendly remote control with contemporary design
- For control of space heating, cooling and domestic hot water with among others reheat, scheduled and booster mode
- Easy to use: all main functions directly accessible
- An additional user interface can be a room thermostat in the space to be heated.
- Several languages possible depending on the model : English, German, Dutch, Spanish, Italian, French, Greek, Russian, etc.
- Easy commissioning: intuitive interface for advanced menu settings
- User friendly simplified remote control with contemporary design
- For control of space heating, cooling and domestic hot water, including booster mode
- Easy to use: all main functions directly accessible
- The simplified user interface can only be used in combination with the main user interface
- Use of universal symbols, no text

ARC4*/BRC4*/BRC7*

Infrared remote control

ARC466A1

BRC4*/BRC7*

Operation buttons: ON / OFF, timer mode start / stop, timer mode on / off, programme time, temperature setting, air flow direction (1), operating mode, fan speed control, filter sign reset (2), inspection (2)/ test indication (2)
Display: Operating mode, battery change, set temperature, air flow direction (1), programmed time, fan speed, inspection / test operation (2)

1. Not applicable for FXDQ, FXSQ, FXNQ, FBDQ, FDXM, FBA
2. For FX** units only
3. For all features of the remote control, refer to the operation manual

Centralised control of the Sky Air and VRV system can be achieved via 3 user friendly compact remote controllers. These controls may be used independently or in combination with:
1 group = several (up to 16) indoor units in combination
1 zone = several groups in combination.
A centralised remote control is ideal for use in tenanted commercial buildings subject to random occupation, enabling indoor units to be classified in groups per tenant (zoning).
The schedule timer programmes the schedule and operation conditions for each tenant and the control can easily be reset according to varying requirements.

DCS302C51

Centralised remote control

Providing individual control of 64 groups (zones) of indoor units.

› a maximum of 64 groups (128 indoor units, max. 10 outdoor units) can be controlled
› a maximum of 128 groups (128 indoor units, max. 10 outdoor units) can be controlled via 2 centralised remote controls in separate locations
› zone control
› group control
› malfunction code display
› maximum wiring length of 1,000m (total: 2,000m)
› air flow direction and air flow rate of HRV can be controlled
› expanded timer function

DST301B51

Schedule timer

Enabling 64 groups to be programmed.

› a maximum of 128 indoor units can be controlled
› 8 types of weekly schedule
› a maximum of 48 hours back up power supply
› a maximum wiring length of 1,000m (total: 2,000m)

DCS301B51

Unified ON/OFF control

Providing simultaneous and individual control of 16 groups of indoor units.

› a maximum of 16 groups (128 indoor units) can be controlled
› 2 remote controls in separate locations can be used
› operating status indication (normal operation, alarm)
› centralised control indication
› maximum wiring length of 1,000m (total: 2,000m)

DTA113B51

Basic solution for control of Sky Air and VRV

› Rotation function
› Backup operation function.

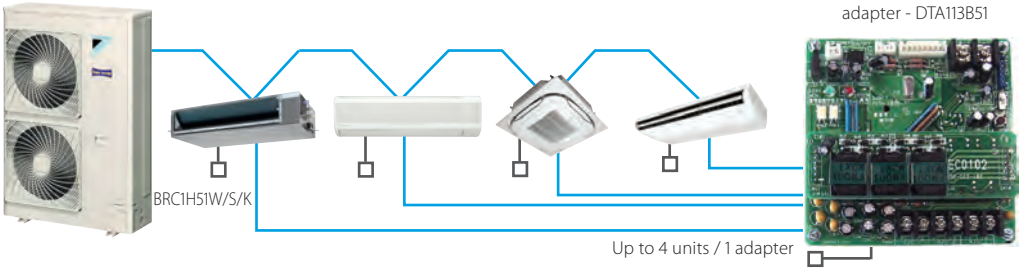

touch intelligent Controller

DCS601C51

Detailed & easy monitoring and operation of VRV systems (max. 64 indoor units groups).

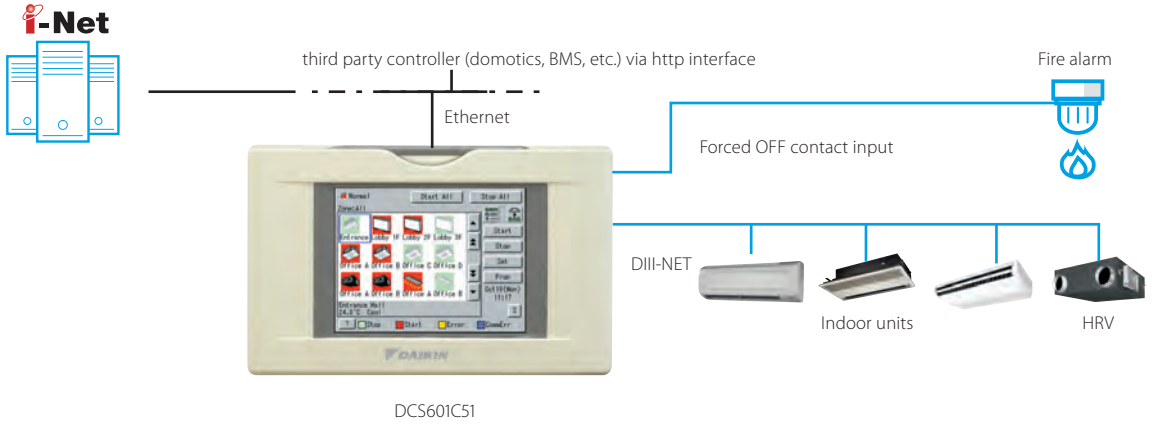

Languages
› English
› French
› German
› Italian
› Spanish
› Dutch
› Portuguese

System layout
› Up to 64 indoor units can be controlled
› Touch panel (full colour LCD via icon display)

Control
› Individual control (set point, start/stop, fan speed) (max. 64 groups/indoor units)
› Set back shedule
› Enhanced scheduling function (8 schedules, 17 patterns)
› Flexible grouping in zones
› Yearly schedule
› Fire emergency stop control
› Interlocking control
› Increased HRV monitoring and control function
› Automatic cooling / heating change-over
› Heating optimization
› Temperature limit
› Password security: 3 levels (general, administration & service)
› Quick selection and full control
› Simple navigation

Monitoring
› Visualisation via Graphical User Interface (GUI)
› Icon colour display change function
› Indoor units operation mode
› Indication filter replacement

Cost performance
› Free cooling function
› Labour saving
› Easy installation
› Compact design: limited installation space
› Overall energy saving

Open interface
› Communication to any third party controller (domotics, BMS, etc.) is possible via open interface (http option DCS007A51)

Connectable to
› VRV
› HRV
› Sky Air
› Split (via interface adapter)

intelligent Tablet Controller

DCC601A51

Advanced centralised controller with Cloud connection

- Intuitive and user-friendly interface
- Flexible concept for stand alone and multi site applications
- Total solution thanks to integration of 3rd party equipment
- Monitor & control your small commercial building, no matter where you are

2 solutions:

Local solution
› Offline centralised control
› Stylish optional screen fits any interior

Cloud solution
› Flexible online control from any device (Laptop, tablet...)
› Monitor & control one or multiple sites
› Benchmark the energy consumption of different installations (1)
› Energy consumption follow-up to comply with local regulations

System layout

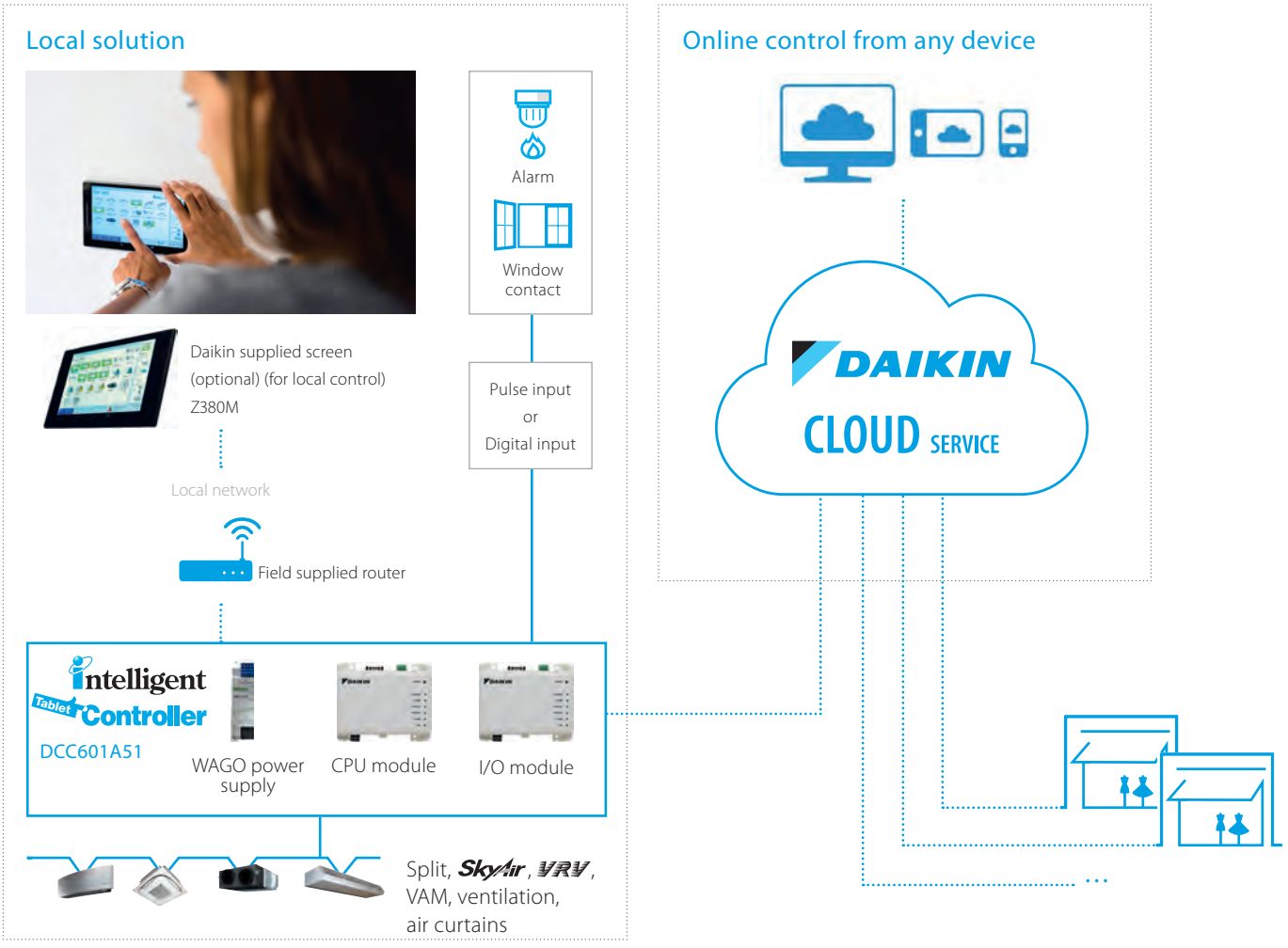

(1) For VRV

Total solution

› Total solution thanks to a large integration of Daikin products and 3rd party equipment
› Connect a wide range of units (Split, Sky Air, VRV, Ventilation, Biddle air curtains)
› Simply control your entire building centrally
› Increased customer shopping experience by better management of your shop comfort level

Daikin Cloud Services

› Control your building no matter where you are
› Monitor and control multiple sites
› Installer or technical manager can remotely login to the cloud for first troubleshooting
› Benchmark the energy consumption of different installations (1)
› Manage & track your energy use

User friendly touch control

› Stylish Daikin supplied optional screen for local control fits any interior
› Intuitive and user-friendly interface
› Full solution with simple control
› Easy commissioning

Flexible

› Inputs via digital and pulse input for 3rd party equipment such as kWh meters, emergency input, window contact, …
› Modular concept allows your cloud to grow with your business
› Control up to 32 indoor unit (groups)

From one to ∞ sites



Customer

Installer/ technical manager

Intuitive control from the cloud

Easy follow up of energy consumption

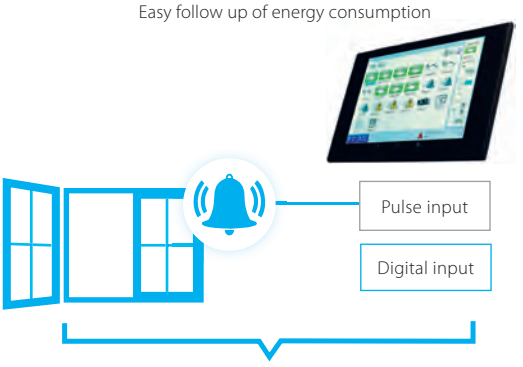

Indoor uit

Functions overview

		Local solution	Cloud solution
Languages		Depends on local device	EN, DE, FR, NL, ES, IT, EL, PT, RU, TR, DA, SV, NO, FI, CS, HR, HU, PL, RO, SL, BG, SK
System layout	N° of connectable indoor units	32	32
	Multiple sites control		●
Monitoring & control	Basic control functions (ON/OFF, mode, filter sign, setpoint, fan speed, ventilation mode, room temperature, …)	●	●
	Remote control prohibition	●	●
	All devices ON/OFF	●	●
	Zone control		●
	Group control	●	●
	Weekly schedule	●	●
	Yearly schedule		●
	Interlock control	●	●
	Set point limitation		●
	Visualisation of energy use per operation mode		●
Connectable to	DX split, Sky Air, VRV	●	●
	VAM, VKM ventilation	●	●
	Air curtains	●	●

For available Daikin Cloud Service options refer to the option list

Mini BMS

with full integration across all product pillars

DCM601A51

touch intelligent Manager

- Price competitive mini BMS
- Cross-pillar integration of Daikin products
- Integration of third party equipment

NEW

Download the WAGO selection tool from my.daikin.eu

› Easy selection of WAGO materials
› Material list creation
› Time saving
  - Includes wiring schemes
  - Contains commissioning/preset data for iTM

Check on YouTube

https://www.youtube.com/DaikinEurope

System overview

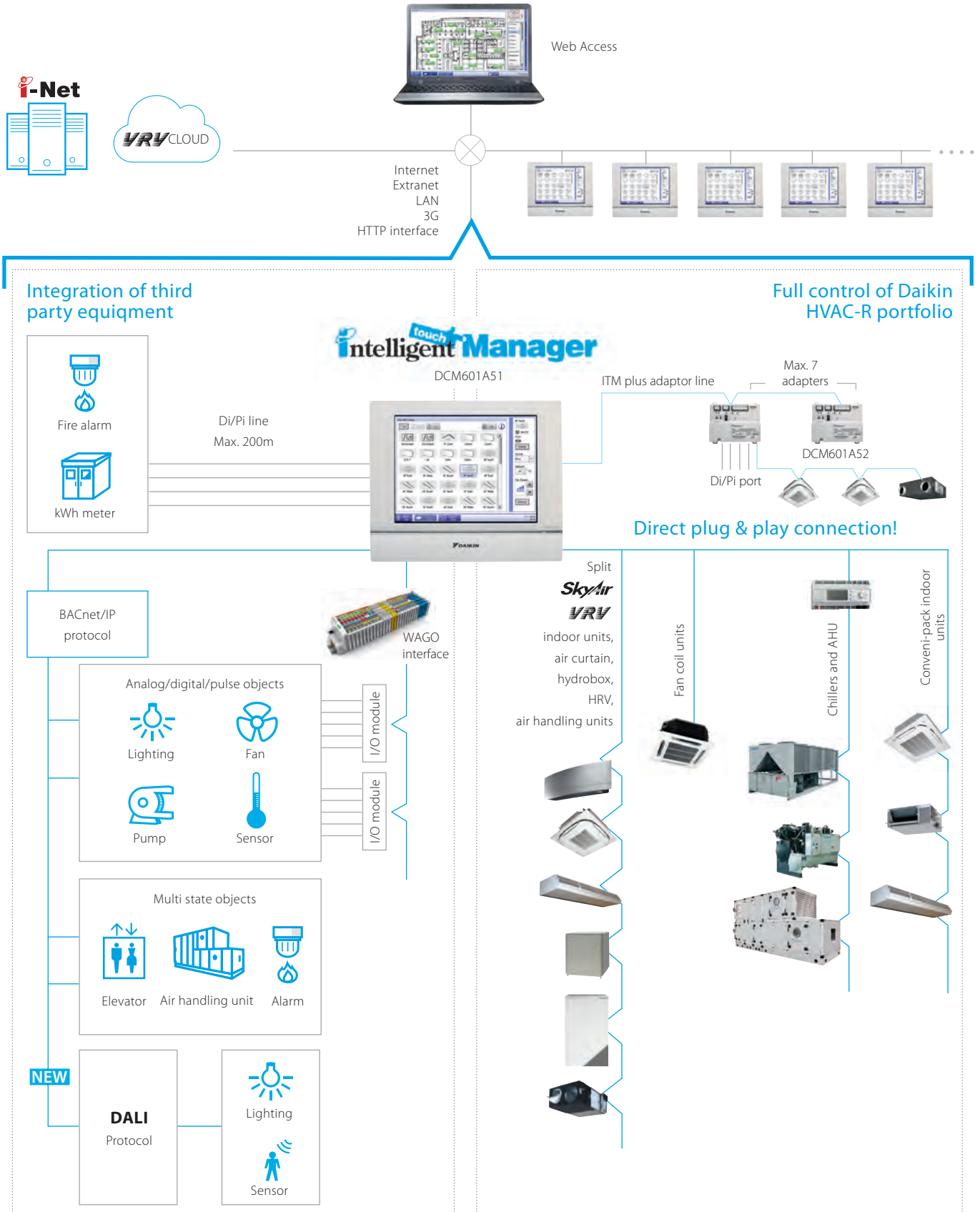

touch Intelligent Manager



User friendliness

› Intuitive user interface
› Visual lay out view and direct access to indoor unit main funtions
› All functions direct accessible via touch screen or via web interface

Smart energy management

› Monitoring if energy use is according to plan
› Helps to detect origins of energy waste
› Powerful schedules guarantee correct operation throughout the year
› Save energy by interlocking A/C operation with other equipment such as heating

Flexibility

› Cross-pillar integration (heating, air conditioning, applied systems, refrigeration, air handling units)
› BACnet protocol for 3rd party products integration
› I/O for integration of equipment such as lights, pumps… on WAGO modules
› Modular concept for small to large applications
› Control up to 512 indoor unit groups via one ITM and combine multiple ITM via web interface

Easy servicing and commissioning

› Remote refrigerant containment check reducing on site visit
› Simplified troubleshooting
› Save time on commissioning thanks to the pre-commissioning tool
› Auto registration of indoor units

Plug & play

Split


Sky Air

VRV

Fan coils

Chillers and AHU

Conveni-pack indoor units

HRV ventilation

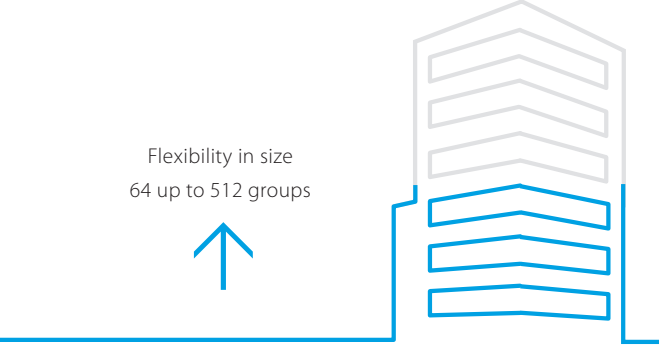

WAGO I/O

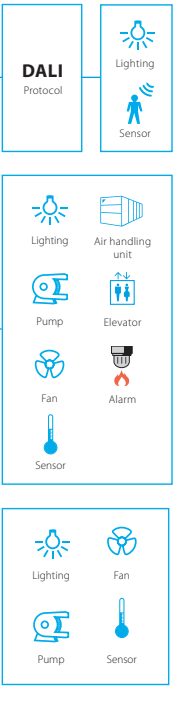

Functions overview

Languages
› English
› French
› German
› Italian
› Spanish
› Dutch
› Portuguese

Management
› Web access
› Power Proportional Distribution (option)
› Operational history (malfunctions, …)
› Smart energy management
- monitor if energy use is according to plan
- detect origins of energy waste
› Setback function
› Sliding temperature

WAGO Interface
› Modular integration of 3rd party equipment
- WAGO coupler (interface between WAGO and iTM)
- Di module
- Do module
- Ai module
- Ao module
- Thermistor module
- Pi module

Open http interface
› Communication to any third party controller (domotics, BMS, etc.) is possible via http open interface (http option DCM007A51)

System layout
› Up to 512 unit groups can be controlled (iTM + 7 iTM Plus adapters)

Control
› Individual control (512 groups)
› Schedule setting (Weekly schedule, yearly calender, seasonal schedule)
› Interlock control
› Setpoint limitation
› Temperature limit

DALI integration
› Control and monitor the lights
› Easier facility management: receive error signal when light or light controller has a malfunction
› Flexible approach and less wiring needed, compared to classic light scheme
› Easier to make groups and control scenes
› Connection between intelligent Touch Manager and DALI through WAGO BACnet IP interface

Connectable to
- DX Split, Sky Air, VRV
- HRV
- Chillers (via MT3-EKCMBACIP controller)
- Daikin AHU (via MT3-EKCMBACIP controller)
- Fan coils
- Daikin Altherma Flex type
- LT and HT hydroboxes
- Biddle Air curtains
- WAGO I/O
- BACnet/IP protocol
- Daikin PMS interface (option DCM010A51) NEW

Chiller Intelligent Manager

Factory-engineered system control to manage a chiller plant room

Thus optimising its performance and increasing its reliability by:
› Optimal start-up, sequencing & staging of chillers
› Matching chiller capacity to load demand

iCM's main functionalities:

Availability
Determines whether chillers are available or not, based on:
› Inputs from the chiller unit controllers
› Modbus communication status
› Pump status

Sequencing
Optimises the order in which available chillers are turned on and off depending on operating hours, energy efficiency, etc.

Staging
Calculates **energy-optimal stage-up/stage-down** of the chiller by determining the increased capacity demand by capacity control, compensation of temperature and rotation. This function aims at providing the most energy-efficient combination of chillers on a continuous basis.

Stopping Last Chiller/Recycling
Captures a rise in demand when the **last chiller is staged down,** by operating the pump dedicated to the next ON chiller at a minimum VFD frequency.

Min/Max Operating Chiller Setting
Ensures that the number of operating chillers always **stays within a certain range,** regardless of changes in demand.

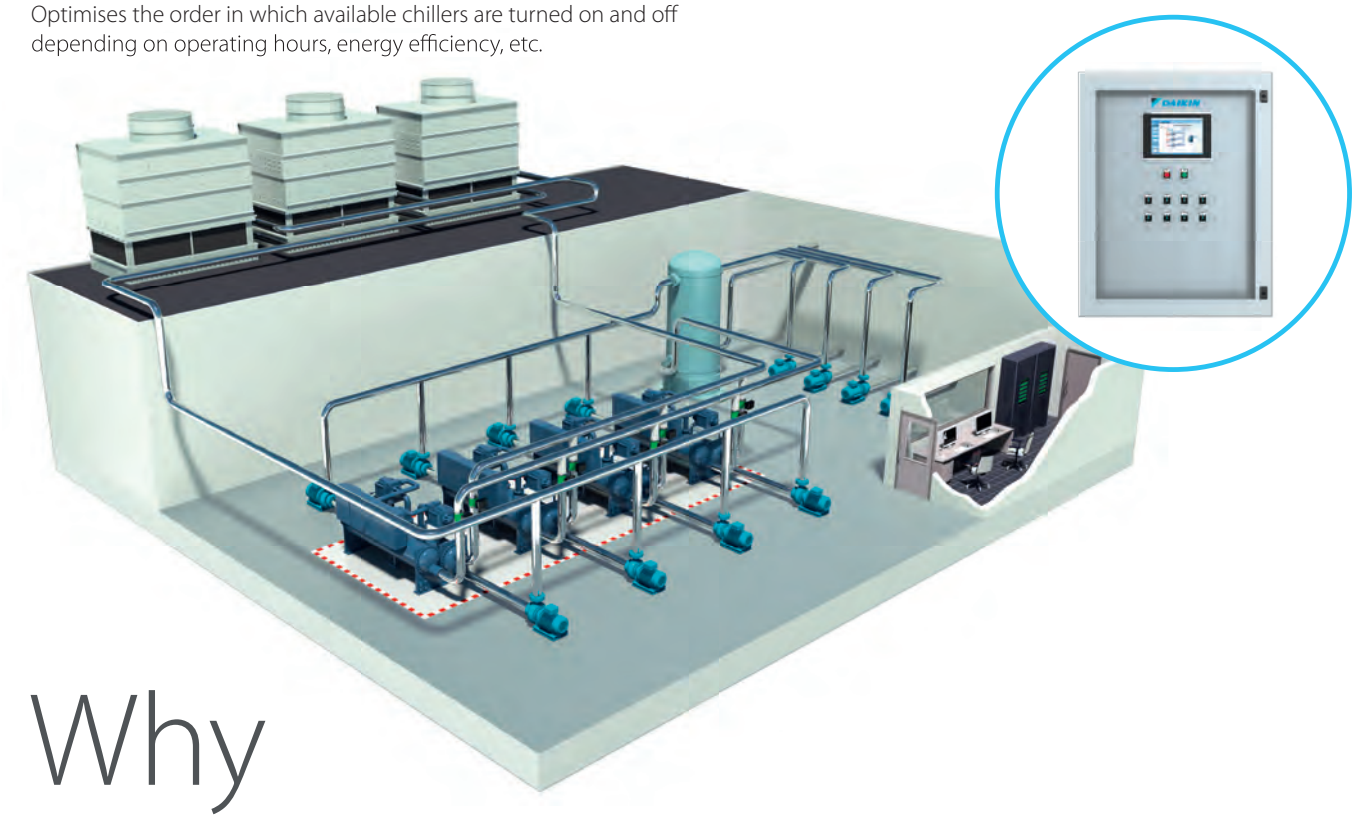

Why choose iCM?

› Optimise performance
› Increase reliability
› Reduce energy costs
› Reduce maintenance costs
› Factory-engineered and tested
› Remote control and monitoring. From one-time commissioning to real-time commissioning

Daikin is the best qualified partner to optimise the operation of a Daikin chiller plant room.

Product line-up

and specifications

iCM is available in two versions:

Standard

(Configuration)

(Basic)
(≤4 MT3 chillers)

(Light/Full)
(≤4/≤8 MT3 chillers
& peripherals)

Customised

(Free-programmable)

(Customised)

Standard version
Configurable controller with a pre-set library of applications.
The standard system is divided into three configurations according to how many chillers and peripherals it can manage.

Standard is the right solution for you when you have:
› Up to 8 x (Air-cooled/Water-cooled chillers + shut-off valves + pumps)
› Only a primary, or a primary-secondary system
› Constant or variable primary flow

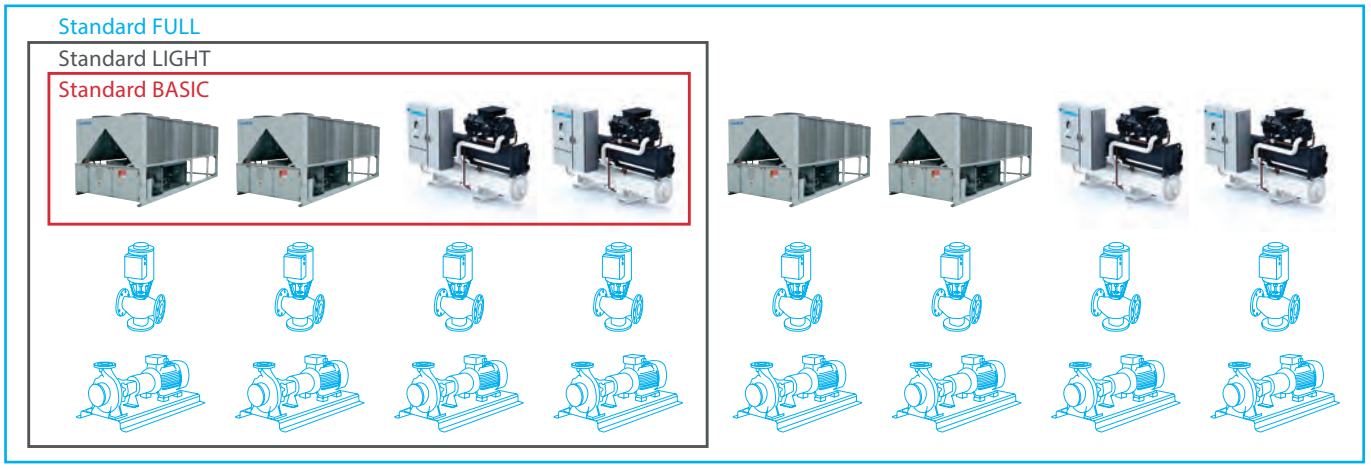

Customised version:
Free-programmable controller for those applications not covered by the Standard version.

Remote control and monitoring possibilities

(valid for both Standard and Customised versions)

› **Connectivity to Daikin's remote monitoring and control system (www.daikinonsite.com)** for remote monitoring and service providing Internet connection to the main controller
› **Integration with general BAS/BMS** offered through BACnet or Modbus Modules based on BACnet/IP or Modbus RTU/RS-485 protocols
› **Built-in HMI, Remote HMI, Web HMI and daikinonsite.com** are available for control and configuration

Modbus Interface

RTD

RTD-RA

› Modbus interface for monitoring and control of residential indoor units

RTD-NET

› Modbus interface for monitoring and control of Sky Air, VRV, VAM and VKM

RTD-10

› Advanced integration into BMS of Sky Air, VRV, VAM and VKM through either:
- Modbus
- Voltage (0-10V)
- Resistance

› Duty/standby function for server rooms

RTD-20

› Advanced control of Sky Air, VRV, VAM/VKM and air curtains
› Clone or independent zone control
› Increased comfort with integration of CO_2 sensor for fresh air volume control
› Save on running costs via
- pre/post and trade mode
- set point limitation
- overall shut down
- PIR sensor for adaptive deadband

RTD-HO

› Modbus interface for monitoring and control of Sky Air, VRV, VAM and VKM
› Intelligent hotel room controller

RTD-W

› Modbus interface for monitoring and control of Daikin Altherma Flex Type, VRV HT hydrobox and small inverter chiller

Overview functions

Main functions	RTD-RA	RTD-NET	RTD-10	RTD-20	RTD-HO
Dimensions H x W x D mm	80 x 80 x 37,5	100 x100 x 22			
Key card + window contact					✓
Set back function	✓				✓
Prohibit or restrict remote control functions (setpoint limitation, ...)	✓	✓	✓	✓**	✓
Modbus (RS485)	✓	✓	✓	✓	✓
Group control	✓(1)	✓	✓	✓	✓
0 - 10 V control			✓	✓	
Resistance control			✓	✓	
IT application	✓		✓		
Heating interlock			✓	✓	
Output signal (on/defrost, error)			✓	✓****	✓
Retail application				✓	
Partitioned room control				✓	
Air curtain		✓***	✓***	✓	

(1): By combining RTD-RA devices

Control functions	RTD-RA	RTD-NET	RTD-10	RTD-20	RTD-HO
On/Off	M,C	M	M,V,R	M	M*
Set point	M	M	M,V,R	M	M*
Mode	M	M	M,V,R	M	M*
Fan	M	M	M,V,R	M	M*
Louver	M	M	M,V,R	M	M*
HRV Damper control		M	M,V,R	M	
Prohibit/Restrict functions	M	M	M,V,R	M	M*
Forced thermo off	M				

Monitoring functions	RTD-RA	RTD-NET	RTD-10	RTD-20	RTD-HO
On/Off	M	M	M	M	M
Set point	M	M	M	M	M
Mode	M	M	M	M	M
Fan	M	M	M	M	M
Louver	M	M	M	M	M
RC temperature		M	M	M	M
RC mode		M	M	M	M
nbr units		M	M	M	M
Fault	M	M	M	M	M
Fault code	M	M	M	M	M
Return air temperature (Average /Min/Max)	M	M	M	M	M
Filter alarm		M	M	M	M
Termo on	M	M	M	M	M
Defrost		M	M	M	M
Coil In/Out temperature	M	M	M	M	M

Main functions	RTD-W
Dimensions H x W x D mm	100x100x22
On/off prohibition	✓
Modbus RS485	✓
Dry contact control	✓
Output signal (operation error)	✓
Space heating / cooling operation	✓
Domestic hot water control	✓
Smart Grid control	

Control functions	
On/Off Space heating/cooling	M,C
Set point leaving water temperature (heating / cooling)	M,V
Room temperature setpoint	M
Operation mode	M
Domestic Hot water ON	
Domestic Hot Water reheat	M,C
Domestic Hot Water reheat setpoint	
Domestic Hot Water storage	M
Domestic Hot Water Booster setpoint	
Quiet mode	M,C
Weather dependent setpoint enable	M
Weather dependent curve shift	M
Fault/pump info relay choice	
Control source prohibition	M

Smart grid mode control	
Prohibit Space heating/cooling	
Prohibit DHW	
Prohibit Electric heaters	
Prohibit All operation	
PV available for storage	
Powerful boost	

Monitoring functions	
On/Off Space heating/cooling	M,C
Set point leaving water temperature (H/C)	M
Room temperature setpoint	M
Operation mode	M
Domestic Hot Water reheat	M
Domestic Hot Water storage	M
Number of units in the group	M
Average leaving water temperature	M
Remocon room temperature	M
Fault	M,C
Fault code	M
Circulation pump operation	M
Flow rate	
Solar pump operation	
Compressor status	M
Desinfection operation	M
Setback operation	M
Defrost/ start up	M
Hot start	
Booster Heater operation	
3-Way valve status	
Pump running hours accumulated	M
Compressor running hours accumulated	
Actual leaving water temperature	M
Actual return water temperature	M
Actual DHW tank temperature (*)	M
Actual refrigerant temperature	
Actual outdoor temperature	M

M : Modbus / R : Resistance / V : Voltage / C: control
* : only when room is occupied / ** : setpoint limitation / (*) if available
*** : no fan speed control on the CYV air curtain / **** : run & fault

DIII-net Modbus interface

EKMBDXA

Integrated control system for seamless connection between Split, Sky Air, VRV and small inverter chillers and BMS systems

› Communication via Modbus RS485 protocol
› Detailed monitoring and control of the VRV total solution
› Easy and fast installation via DIII-net protocol
› As the Daikin DIII-net protocol is being used, only one modbus interface is needed for a group of Daikin systems (up to 10 outdoor units systems).

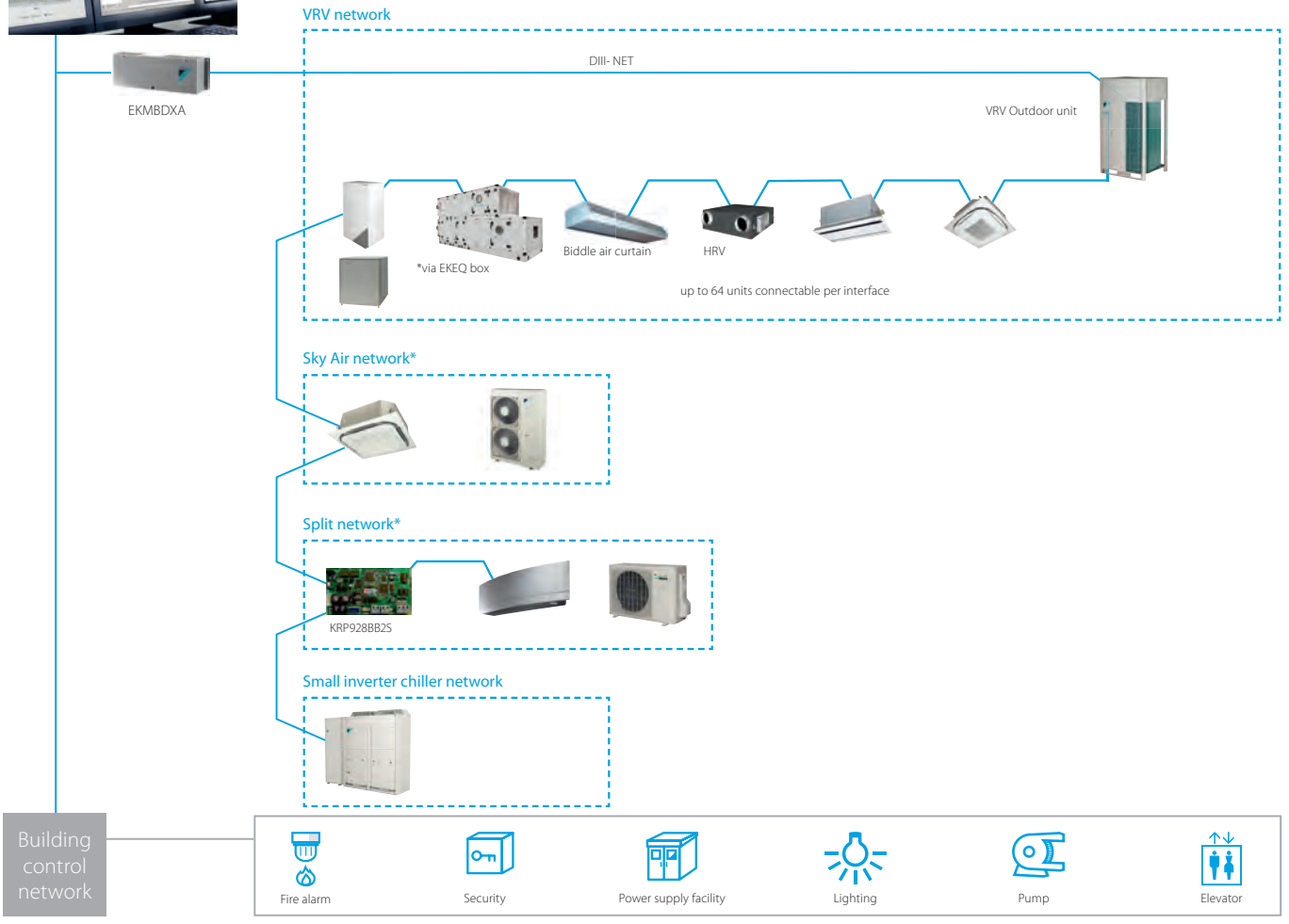

* Additional centralized controller might be required. For more information contact your local dealer.

			EKMBDXA7V1
Maximum number of connectable indoor units			64
Maximum number of connectable outdoor units			10
Communication	DIII-NET - Remark		DIII-NET (F1F2)
	Protocol - Remark		2 wire; communication speed: 9600 bps or 19200 bps
	Protocol - Type		RS485 (modbus)
	Protocol - Max. Wiring length	m	500
Dimensions	HeightxWidthxDepth	mm	124x379x87
Weight		kg	2.1
Ambient temperature - operation	Max.	°C	60
	Min.	°C	0
Installation			Indoor installation
Power supply	Frequency	Hz	50
	Voltage	V	220-240

Modbus interface

Integrate chillers, fan coil units and air handling units in BMS systems via modbus protocol

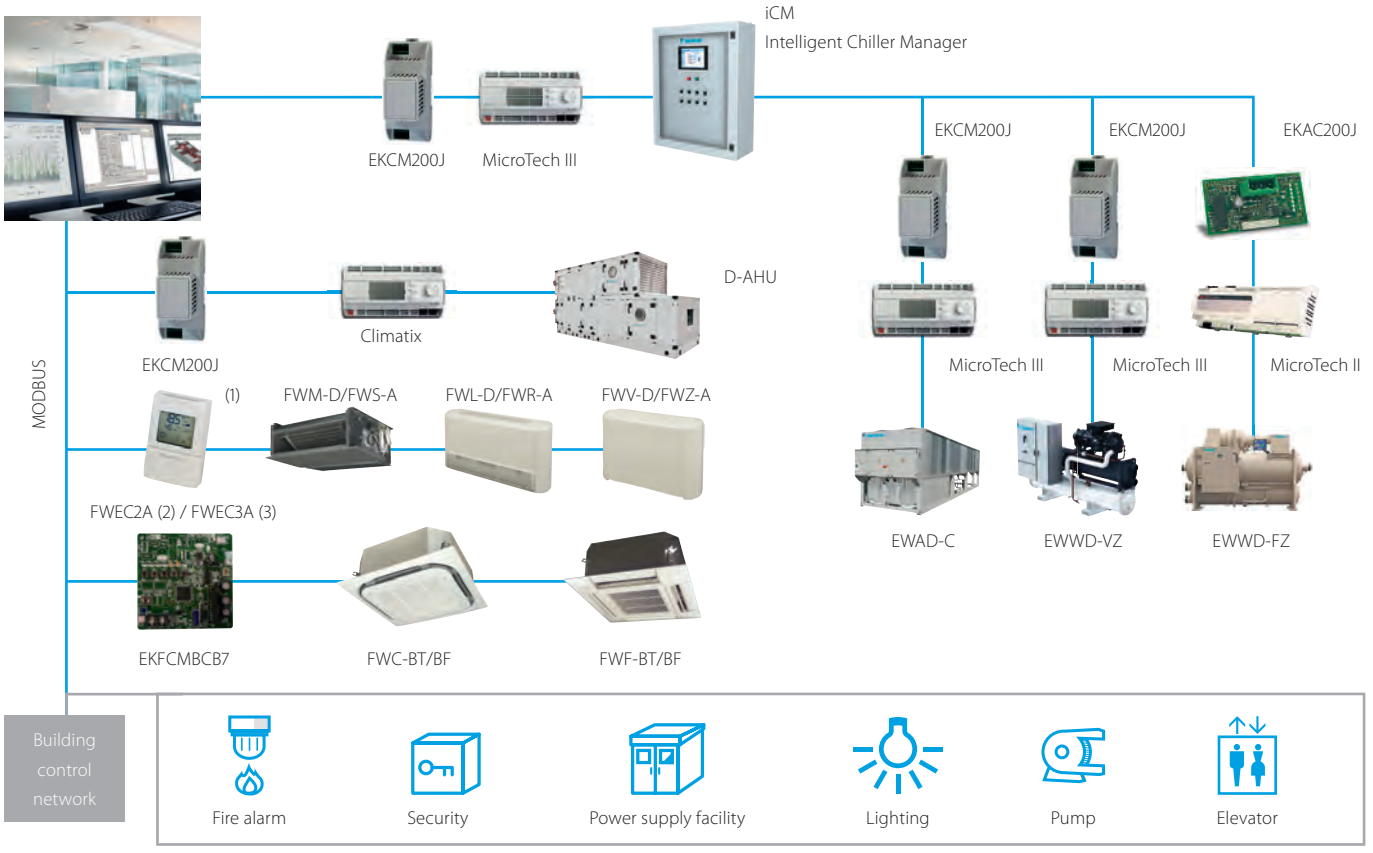

(1) The communication module is integrated in the controller (2) Connection to FWV-D, FWL-D & FWM-D (3) Connection to FWV-D, FWL-D, FWM-D and to FWZ-A, FWR-A, FWS-A

Integrate Refrigeration units in BMS systems via modbus protocol

BRR9A1V1

* For all connectable indoor units and Biddle air curtains please refer to the Conveni-pack pages in this catalogue

KNX interface

KLIC-DD(3)
KLIC-DI

Integration of Split, Sky Air and VRV in HA/BMS systems

Connect split indoor units to KNX interface for Home Automation system

Connect Sky Air / VRV indoor units to KNX interface for BMS integration



KNX interface line-up

The integration of Daikin indoor units through the KNX interface allows monitoring and control of several devices, such as lights and shutters, from one central controller. One particularly important feature is the ability to programme a 'scenario' - such as "Home leave" - in which the end-user selects a range of commands to be executed simultaneously once the scenario is selected. For instance in "Home leave", the air conditioner is off, the lights are turned off, the shutters are closed and the alarm is on.

KNX interface for

	KLIC-DD(3) Size 45x45x15mm	KLIC-DI Size 90x60x35mm	
	Split	Sky Air	VRV
Basic control			
On/Off	●	●	●
Mode	Auto, heat, dry, fan, cool	Auto, heat, dry, fan, cool	Auto, heat, dry, fan, cool
Temperature	●	●	●
Fan speed levels	3 or 5 + auto	2 or 3	2 or 3
Swing	Stop or movement	Stop or movement	Swing or fixed positions (5)
Advanced functionalities			
Error management	Communication errors, Daikin unit errors		
Scenes	●	●	●
Auto switch off	●	●	●
Temperature limitation	●	●	●
Initial configuration	●	●	●
Master and slave configuration		●	●

PMS Interface

DCM010A51

Hotel interface connecting Daikin HVAC with Oracle Property Management Systems

Features

- User-friendly interface for easy front desk support in hotels, conference centers, …
- Compatible with Oracle Opera PMS (formerly known as Micros Fidelio)
- Automated push of indoor unit settings based on the Opera PMS Check-In and Check-Out commands
- Energy saving thanks to the possibility to limit temperature setpoint
- Up to 5 customized operation profiles based on weather conditions
- Available in 23 languages
- Up to 2,500 units / rooms can be managed

Room view showing room status: check-in, check-out, pre-heating / cooling status, room temperature and A/C status

HVAC settings can be easily observed and changed by the reception desk

Multiple room types (bed-room, meeting room, …) can be defined with customized A/C settings for each type

Hotel case example:

› On check-in the HVAC for the room is automatically switched on
› On check-out the HVAC for the room is automatically switched off.
› Increased hotel customer experience by pre-heating / cooling of booked rooms

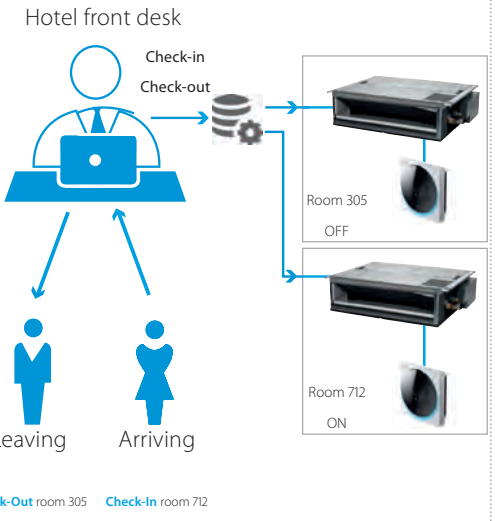

Simplified configuration of Daikin PMS interface

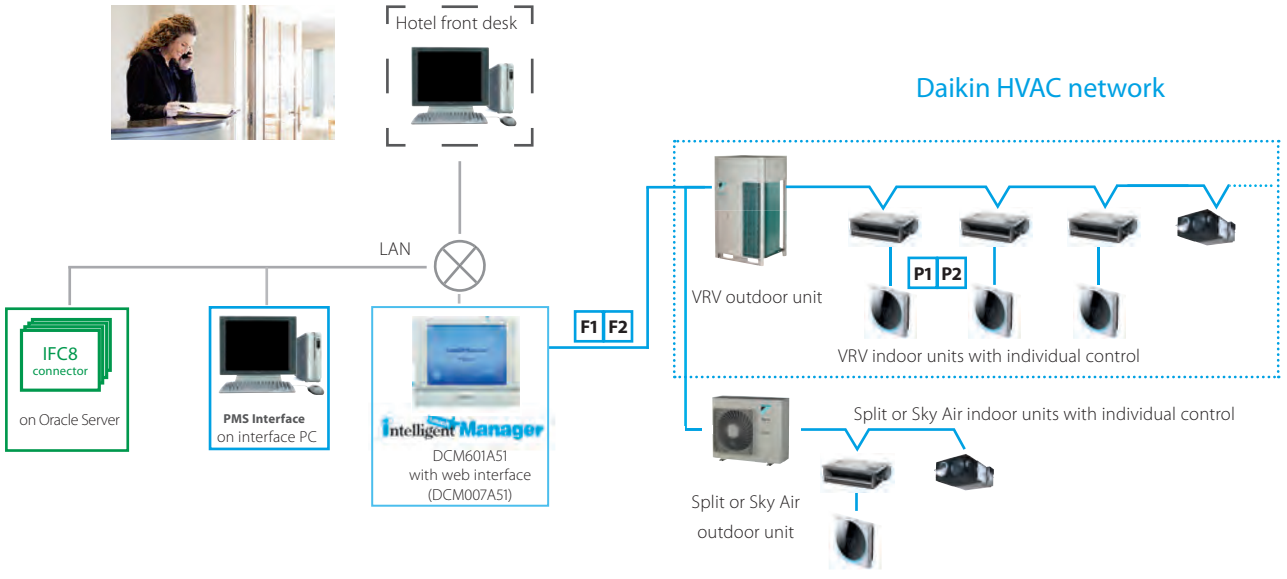

BACnet Interface

DMS502A51 / EKACBACMSTP / EKCMBACIP / EKCMBACMSTP

Integrated control system for seamless connection between VRV, applied systems, air handling units and BMS systems

- Interface for BMS system
- Communication via BACnet protocol (connection via Ethernet)
- Unlimited site size
- Easy and fast installation
- PPD data is available on BMS system (only for VRV)

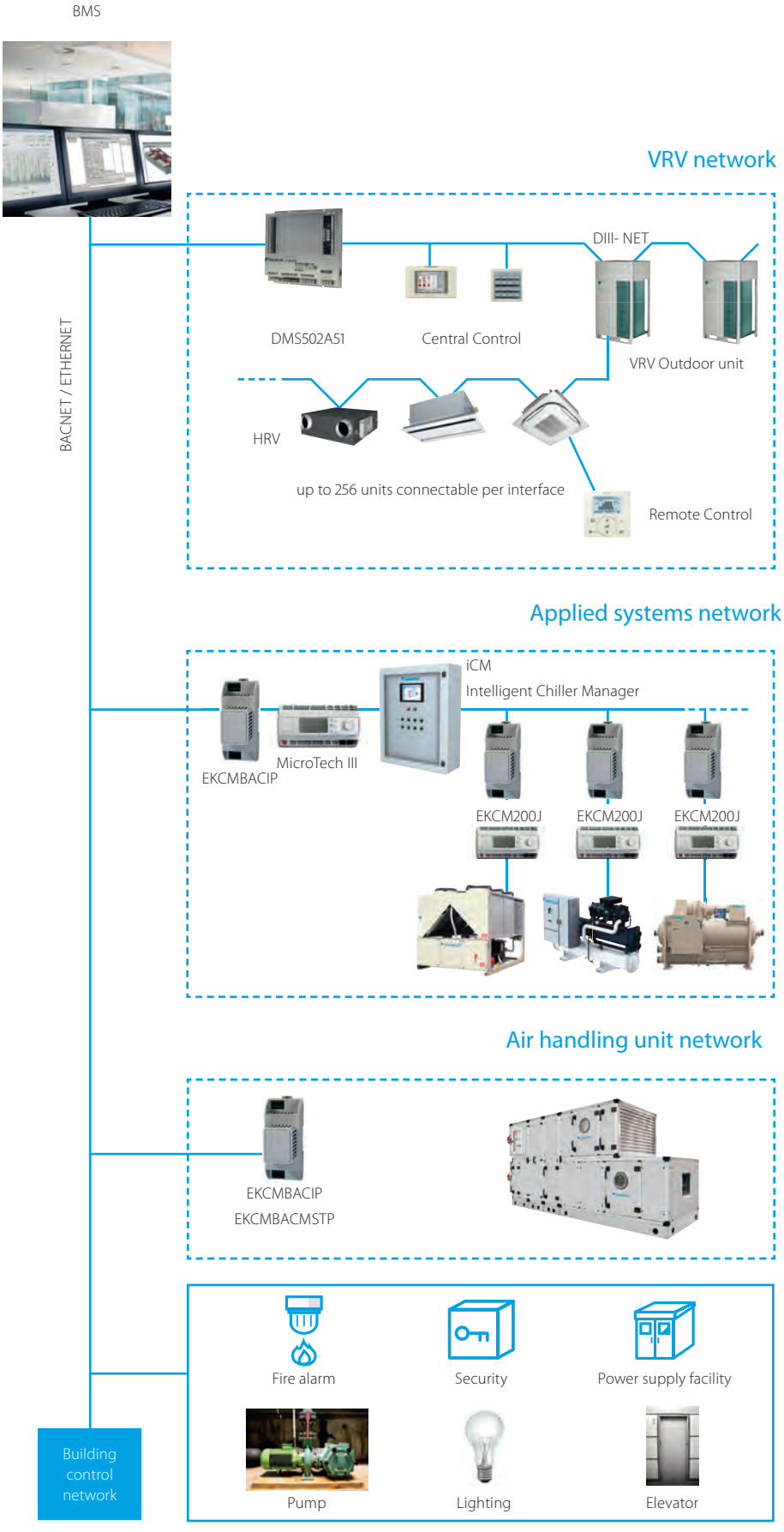

LonWorks Interface

DMS504B51

Open network integration of VRV monitoring and control functions into LonWorks networks

- Interface for Lon connection to LonWorks networks
- Communication via Lon protocol (twisted pair wire)
- Unlimited sitesize
- Quick and easy installation

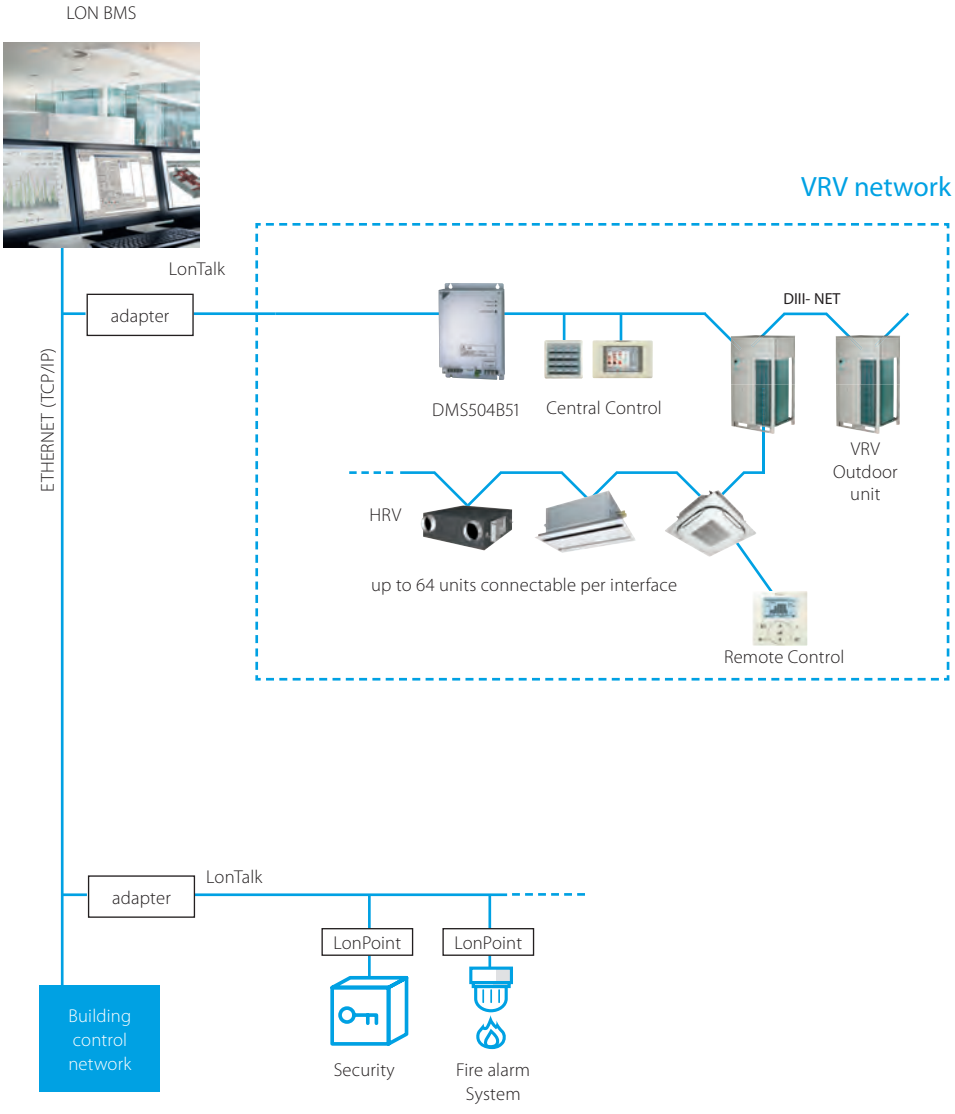

What is I-Net?

A service based on our global remote monitoring technology, keeping your system trouble-free and working with top efficiency.

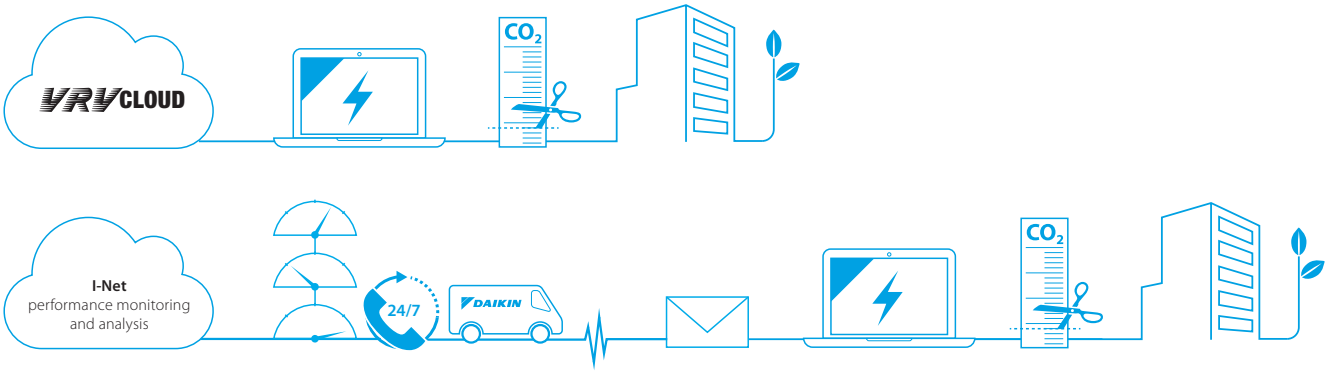

What does I-Net offer you

Safeguarding the lifelong optimum operation of your air conditioning system means getting geared up to operate the system in a energy efficient way and reduce unexpected breakdowns and costs to the absolute minimum. This is where I-Net helps to improve the effectiveness of your building management.

I-Net is about 'being connected' with Daikin, the Internet-based link between you, your air conditioning system and Daikin's Remote Monitoring Centre. This allows you to monitor your energy consumption and Daikin's expert service engineers to monitor your entire system's status non-stop, all year round. Through predicting malfunctions and offering technical advice from data analysis, you can maximise equipment uptime, as well as controlling energy costs with no sacrifice in comfort levels. By doing this, i-Net will prevent problems, prolong your system's service life while reducing the energy bill.

I-Net Services

i-Net consists of 2 main services: the VRV Cloud and I-Net performance monitoring and analysis.

VRV Cloud

The VRV Cloud puts you in the driving seat of your energy management. The easy-to-use energy data trending and analytic tools puts you in control and shows you CO_2 footprint reduction opportunities and energy savings of up to 15%.

Saving starts by measuring. Enhance your company's sustainability !

I-Net performance monitoring and analysis

Focus on your core business and hand the HVAC over to Daikin. Daikin I-Net connects your system continuously with Daikin. It notifies alarms and early warnings of system deviations to maximise system uptime and the comfort of the people in the building. Service providers have webbased access to operation data so that they are fully prepared when they arrive on-site. Specialists run trend analyses. All of which boosts your system's reliability by ensuring that it is running at optimum efficiency.

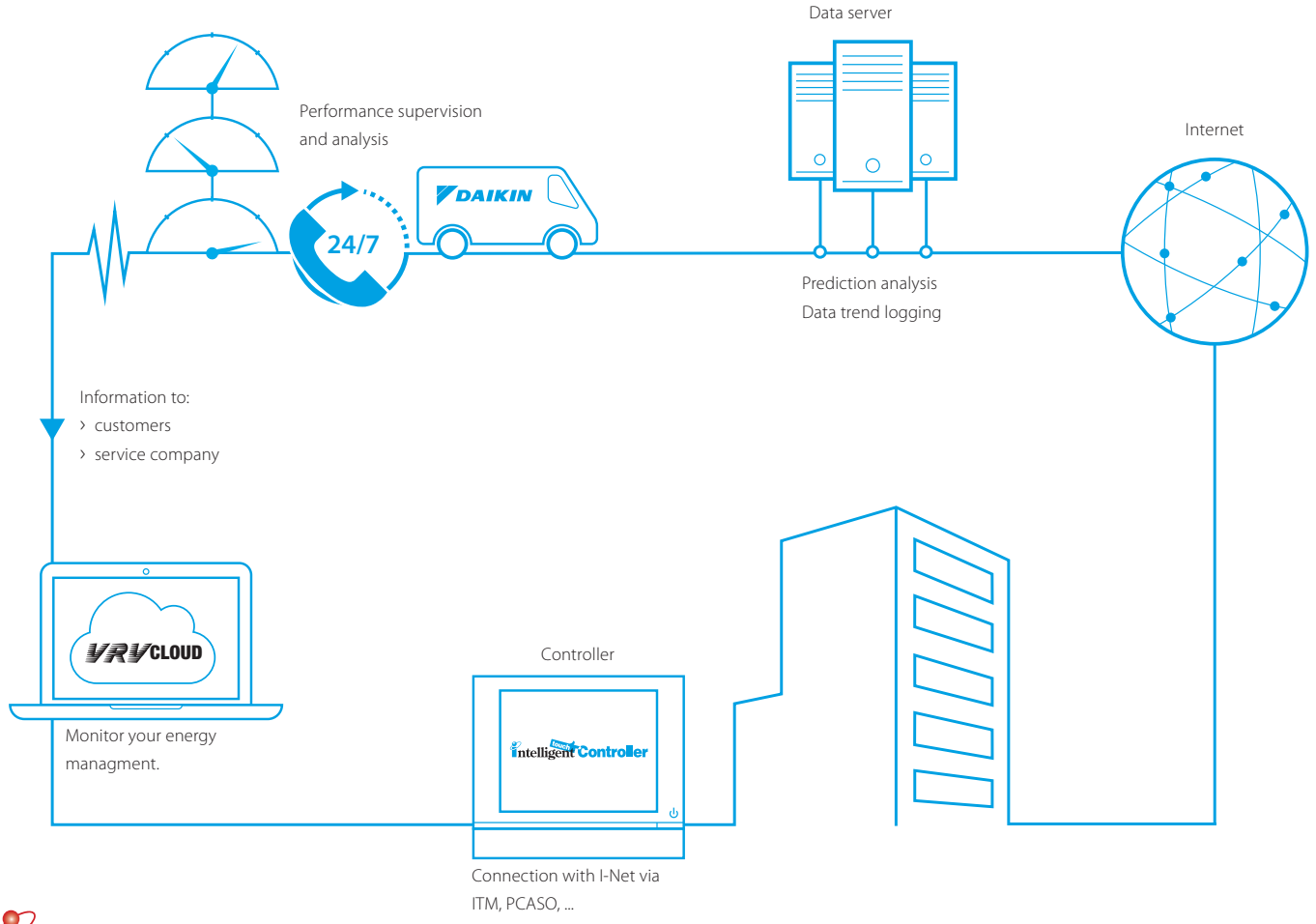

i-Net

Daikin VRV Cloud

Helps you manage your energy through Daikin technology.

› Intelligent energy visualization tool that helps you with your energy management
› 24/7 online monitoring by the customer from any location.
› User friendly visualization of VRV energy management (kWh)
› Analysis support of waste operation
› Multiple site monitoring

Performance monitoring

Daikin's unique I-Net Service aims to prevent the equipment coming to an unexpected stop or needing emergency repair.

Fast response, better prepared

› If an alarm does occur, the service provider is immediately alerted and receives all crucial information.
› Early fault indication (predictions) : operation data are 24/7 checked by I-Net prediction algorithms to act as early as possible, averting breakdowns.
› Performance Supervision by Daikin experts enhances a maintenance plan.
› This service aims to enhance the service level, to respond fast and accurate, to save on unexpected repair costs and assure the peace of mind. Repetitive interventions and disturbance of building tenants and maintenance teams are kept to a minimum.

Long lifetime systems

› I-Net will maximise the installation's lifetime, by assuring the equipment runs in optimal conditions and avoid unnecessary stress on components.

Analysis

Be connected with Daikin's experts, this gives you a clear overview of operability and use of the air conditioning system.

› Daikin continuously monitors energy, operation and comfort data. Thanks to periodic analysis of the data, Daikin can suggest ways of improving performance.
› if there is a problem, Daikin specialists will analyse the operation data history to provide remote support.

Why

having Daikin's remote monitoring?

Operating costs like energy and maintenance typically account for 85% of the system's total lifetime cost. Undiscovered energy waste and incorrect operation will increase costs and can even lead to unscheduled interruptions.

Using Daikin's remote monitoring results in optimum use and costs over the system's entire lifetime:

› Enhanced control and measuring
› Monitors the system
› Reduces risks at the earliest possible moment
› Keeps the system running as it was intended to

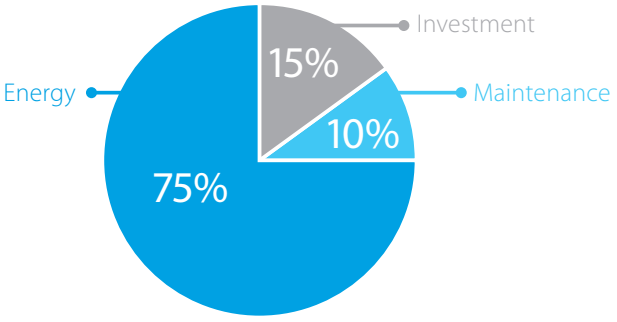

Typical Life cycle Cost of a chiller (15 years)

What

is Daikin's remote monitoring?

A solution for customer specific needs

Daikin's remote cloud server collects operational data from the control system of a Daikin chiller or air handling unit plant.
Daikin's Smartcentre then turns this data into useful information on a web user interface.
Daikin's remote monitoring has predefined user roles like:
› **operator**
› **service provider**
› **Daikin specialists**

The features of Daikin's remote monitoring are designed to:
› Increase uptime, reduce unscheduled interruptions
› Optimise efficiency and reduce energy waste
› Increase lifetime and avoid wear by misuse
› Give insight into the optimum use of equipment, including advice from a Daikin expert

We will combine Daikin's remote monitoring with the complementary service programme best suited to your needs.

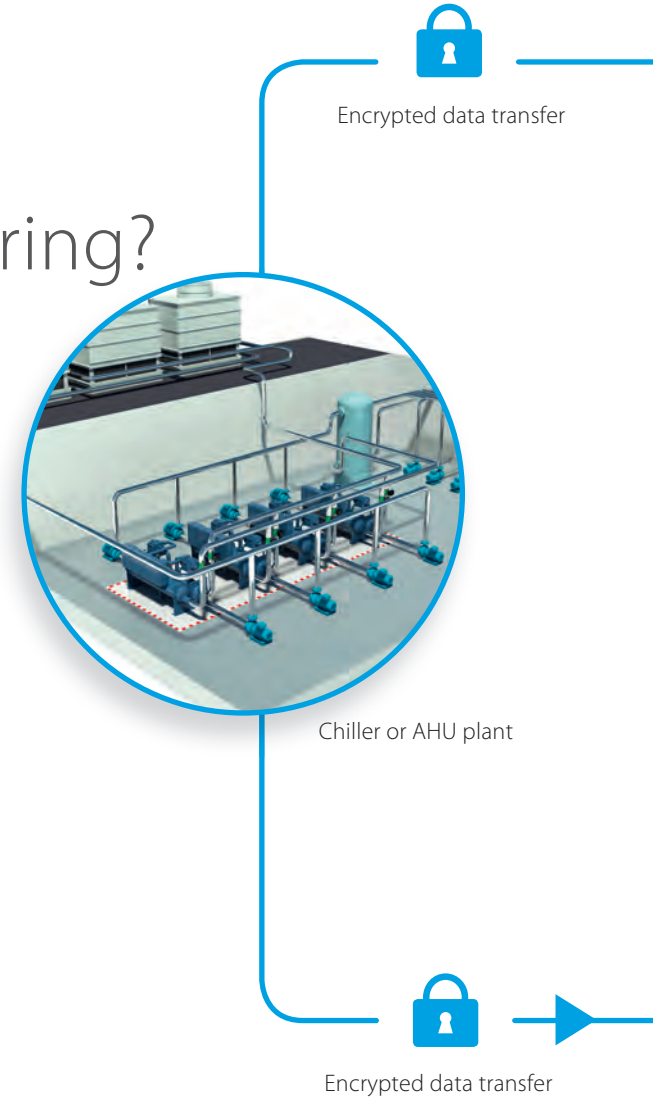

The remote monitoring of Daikin products

1 Insight wherever and whenever required, full visibility and traceability of the HVAC installation.

› Real-time information and trend insights
› No local software required
› Personal access to the web-based user interface
› Reports

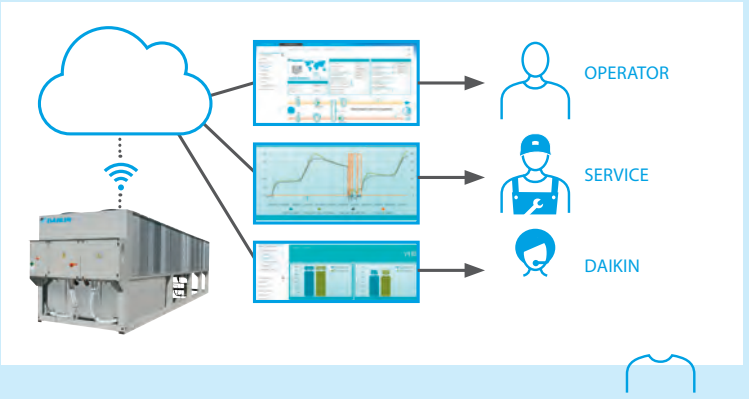

2 With Daikin's remote monitoring, we team up operators and specialists.

› User-friendly operator information
› State-of-the art tool providing best-in-class service
› Remote solutions when possible, avoiding onsite interventions

3 Converting all expertise to maintain highest energy efficiency and uptime.

Alerts & web application

› 24/7 year-round alarm and event monitoring
› Automated alarm system
› Receive service updates or notifications via email
› Access to Daikin's remote web application

Active monitoring

› Remote alarm analysis and diagnostics provided by Daikin Experts
› Fast and reliable remote service

Connected Service Plan

› Remote alarm analysis and diagnostics provided by Daikin Experts
› Fast and reliable remote service
› All initiatives are combined with the most suitable Daikin Service Plan

ACTION TAKEN

You can hand it to us

SMARTCENTRE
Turns data into actions

CLOUD DATA WAREHOUSE

Encrypted data transfer

Daikin Configurator Software

EKPCCAB3

Simplified commissioning: graphical interface to configure, commission and upload system settings

Simplified commissioning

The Daikin configurator for Daikin Altherma and VRV is an advanced software solution that allows for easy system configuration and commissioning:

- Less time is required on the roof configuring the outdoor unit
- Multiple systems at different sites can be managed in exactly the same way, thus offering simplified commissioning for key accounts
- Initial settings on the outdoor unit can be easily retrieved

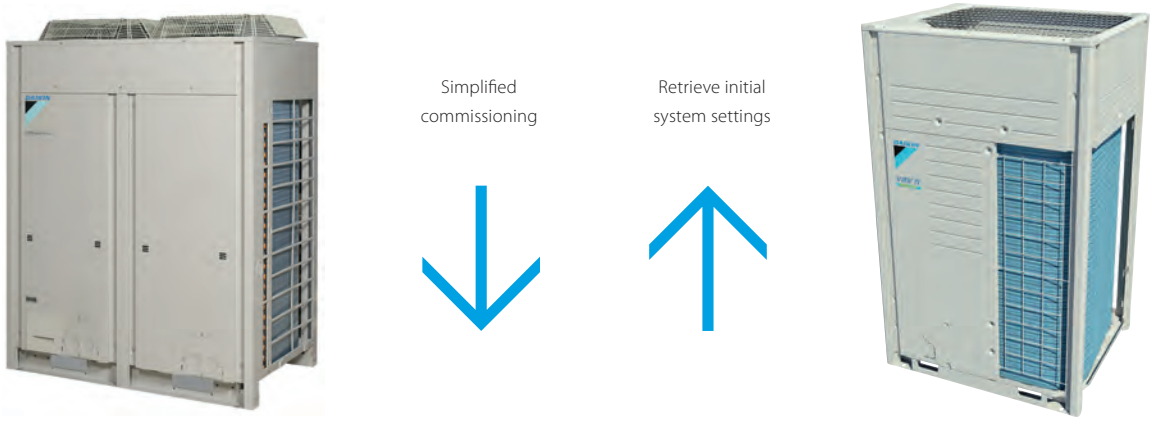

Wireless room temperature sensor

K.RSS

Flexible and easy installation

› Accurate temperature measurement thanks to flexible placement of the sensor
› No need for wiring
› No need to drill holes
› Ideal for refurbishment

Connection diagram Daikin indoor unit PCB (FXSQ example)



Specifications

			Wireless room temperature sensor kit (K.RSS)	
			Wireless room temperature receiver	Wireless room temperature sensor
Dimensions		mm	50 x 50	ø 75
Weight		g	40	60
Power supply			16VDC, max. 20 mA	N/A
Battery life			N/A	+/- 3 years
Battery type			N/A	3 Volt Lithium battery
Maximum range		m	10	
Operation range		°C	0~50	
Communication	Type		RF	
	Frequency	MHz	868.3	

› Room temperature is sent to the indoor unit every 90 seconds or if the temperature difference is 0.2°C or larger.

Wired room temperature sensor

KRCS01-1B
KRCS01-4B

› Accurate temperature measurement, thanks to flexible placement of the sensor

Specifications

Dimensions (HxW)	mm	60 x 50
Weight	g	300
Length of branch wiring	m	12

ADAPTER PCBs

Simple solutions for unique requirements

Concept and benefits

› Low cost option to satisfy simple control requirements
› Deployed on single or multiple units

			Connectable to:		
			Split	Sky Air	VRV
	(E)KRP1B* adapter for wiring	• Facilitates integration of auxiliary heating apparatus, humidifiers, fans, damper • Powered by and installed at the indoor unit		●	●
	KRP2A*/KRP4A* Wiring adapter for electrical appendices	• Remotely start and stop up to 16 indoor units (1 group) (KRP4A* via P1 P2) • Remotely start and stop up to 128 indoor units (64 groups) (KRP2A* via F1 F2) • Alarm indication/ fire shut down • Remote temperature setpoint adjustment • Cannot be used in combination with a central controller		●	●
	**KRP58M3**	• Low noise and demand control option for RZQ200/250C		●	
	SB.KRP58M51	• Low noise and demand control option for RZQG and RZQSG single phase • Includes mounting plate EKMKSA1		●	
	KRP58M51	• Low noise and demand control option for RZQG1 and RZQSG 3 phase		●	
	DTA104A* Outdoor Unit External Control Adapter	• Individual or simultaneous control of VRV system operating mode • Demand control of individual or multiple systems • Low noise option for individual or multiple systems			●
	DCS302A52 Unification adapter for computerized control	• Enables unified display (operation/malfunction) and unified control (ON/OFF) from BMS system • Must be used together with Intelligent Touch Controller or intelligent Touch Manager • Cannot be combined with KRP2/4* • Can be used for all VRV indoor models			●
	KRP928* Interface adapter for DIII-net	• Allows integration of split units to Daikin central controls	●		
	KRP413* Wiring adapter normal open contact / normal open pulse contact	• Switch off auto restart after power failure • Indication of operation mode / error • Remotely start /stop • Remotely change operation mode • Remotely change fan speed	●		
	KRP980* Adapter for split units without an S21 port	• Connect a wired remote control • Connect to Daikin central controls • Allow external contact	●		

Some adapters require an installation box, refer to the option lists for more information

Accessories

EKRORO		• External ON/OFF or forced off • Example: door or window contact
EKRORO 3		• External ON/OFF or forced off • F1/F2 contact • Example: door or window contact
KRC19-26A		• Mechanical cool/heat selector • Allows switching over an entire system between cooling/heating/fan only • Connects to the A/B/C terminals of the unit
BRP2A81		• Cool/heat selector PCB • Required to connect KRC19-26A to a VRV IV outdoor unit

Individual and centralised controls

Electrical Box	BRC1D*	BRC1E*	BRC2/3E*	DCS301B51	DST301B51	DCS302C51	DCS601C51
KJB111A	●	●	●				
KJB212A(A) (1)	●	●		●	●		
KJB311A(A)						●	
KJB411AA							●

(1) recommended as wider (more stable mounting)

Intelligent Tablet Controller - DCC601A51

		intelligent Controller		
		Options for local control	**Cloud options**	**Software**
Zenpad 8" Tablet for local control	Z380M	●	–	–
Router		●	–	–
Online control - for remote montoring and control	DCC001A51	–	●	–
App for local control– Application to run on Z380M tablet (download from Play store, Android only)		–	–	●
Commissioning tool		–	–	●
Software update tool		–	–	●

Intelligent Touch Manager - DCM601A51

		intelligent Manager
iTM plus adapter – Allows connection of an additional 64 indoor units/groups. Up to 7 adapters can be connected	DCM601A52	●
iTM PPD software – Allows distribution of used kWh by indoor units connected to the iTM	DCM002A51	●
iTM HTTP interface - Allows communication to any third party controller via http interface	DCM007A51	●
iTM Energy navigator – Energy management option	DCM008A51	●
iTM BACnet Client option – Enables integration of third party devices to the iTM via the BACnet/IP protocol. (This is not a gateway and cannot replace DMS502A51)	DCM009A51	●
Property Management System (PMS) interface option - Enables to connect to third party PMS systems	DCM010A51	● Oracle Opera PMS

Standard protocol interfaces - DMS502A51

		BACnet Interface
DIII-net expansion board (2 ports), connects up to 128 additional indoor units	DAM411B51	●
Digital pulse inputs (12) for PPD functionality	DAM412B51	●

Intelligent Chiller Manager

		intelligent Manager
Differential Pressure Sensor 4-20 mA 0-160 kPa	EKQDP2M016	●
Differential Pressure Sensor 4-20 mA 0-250 kPa	EKQDP2M020	●
Differential Pressure Sensor 4-20 mA 0-400 kPa	EKQDP2M040	●
Differential Pressure Sensor 4-20 mA 0-600 kPa	EKQDP2M060	●
ModBus RTU communication module	EKCM200J	●
BACnet IP communication module	EKCMBACIP	●

Power supply

T1 = 3~, 220V, 50Hz
V1 = 1~, 220-240V, 50Hz
VE = 1~, 220-240V/220V, 50Hz/60Hz*
V3 = 1~, 230V, 50Hz
VM = 1~, 220~240V/220~230V, 50Hz/60Hz
W1 = 3N~, 400V, 50Hz
Y1 = 3~, 400V, 50Hz

* For VE power supply only 1~, 220-240V, 50Hz data is displayed in this catalogue.

Conversion table refrigerant piping

inch	mm
1/4″	6.4 mm
3/8″	9.5 mm
1/2″	12.7 mm
5/8″	15.9 mm
3/4″	19.1 mm
7/8″	22.2 mm
1 1/8″	28.5 mm
1 3/8″	34.9 mm
1 5/8″	41.3 mm
1 3/4″	44.5 mm
2″	50.8 mm
2 1/8″	54 mm
2 5/8″	66.7 mm

F-gas regulation

For fully/partially charged equipment: contains fluorinated greenhouse gases. Actual refrigerant charge depends on the final unit construction, details can be found on the unit labels.

For non pre-charged equipment (Chillers: split chiller (SEHVX/SERHQ), condensing units and condenserless chillers + refrigeration (LCBKQ-AV1, JEHCCU/JEHSCU and ICU): its functioning relies on fluorinated greenhouse gases.

Measuring conditions

Air conditioning

1) Nominal cooling capacities are based on:	
Indoor temperature	27°CDB/19°CWB
Outdoor temperature	35°CDB
Refrigerant piping length	7.5m - 8/5m VRV
Level difference	0m
2) Nominal heating capacities are based on:	
Indoor temperature	20°CDB
Outdoor temperature	7°CDB/6°CWB
Refrigerant piping length	7.5m - 8/5m VRV
Level difference	0m

Refrigeration

ZEAS	Chilling	Evaporating temp. -10°C; outdoor temp. 32°C; Suction SH10°C
	Freezing	Evaporating temp. -35°C; outdoor temp. 32°C; Suction SH10°C
Conveni-Pack	Cooling priority mode	Indoor temp. 27°CDB/19°CWB; outdoor temp. 32°CDB; piping length:7.5m; level difference: 0m
		Evaporating temp. -10°C; outdoor temp. 32°CDB; Suction SH: 10°C
	Heating recovery 100% mode	Indoor temp. 20°C; outdoor temp. 7°CDB,6°CWB; refrigeration load 18kW; piping length:7.5m; level difference: 0m
	Saturated temperature equivalent to suction pressure (refrigeration side)	10°C (under chilled condition); connection capacity for indoor air conditioner: 10HP, when heat recovery is 100
Booster unit		Evaporating temp. -35°C; outdoor temp. 32°C; suction SH 10K; saturated temp. to discharge pressure of booster unit -10°C
CCU/SCU		Outside ambient temp. 32°C; Evaporating temp. = -10°C and 10K superheat (medium temperature application)
Zanotti	Medium temperature	When normally running : 0°C / 30°C
	Low temperature	When normally running : -20°C / +30°C
	High temperature	When normally running : +10°C / +30°C

Applied systems

Air cooled	Cooling only		Evaporator: 12°C/7°C	Ambient: 35°CDB
	Heat pump		Evaporator: 12°C/7°C	Ambient: 35°C
			Condenser: 40°C/45°C	Ambient: 7°CDB/6°CWB
Water cooled	Cooling only		Evaporator: 12°C/7°C	
			Condenser: 30°C/35°C	
	Heating only		Evaporator: 12°C/7°C	
			Condenser: 40°C/45°C	
Condenserless chiller			Evaporator: 12°C/7°C	
			Condensing temperature: 45°C / liquid temperature: 40°C	
Fan coil units	Cooling		Indoor temperature 27°CDB, 19°CWB; entering water temperature 7°C, water temperature rise 5K	
	Heating	2-pipe	Indoor temperature 20°CDB, 15°CWB; entering water temperature 45°C, water temperature drop 5K	
		4-pipe	Indoor temperature 20°CDB, 15°CWB; entering water temperature 65°C, water temperature drop 10K	

The sound pressure level is measured via a microphone at a certain distance from the unit. It is a relative value, depending on the distance and acoustic environment (for measuring conditions: please refer to the technical databooks). The sound power level is an absolute value indicating the "power" which a sound source generates. For more detailed information please consult our technical databooks.

Benefits

We care icons

Seasonal efficiency, smart use of energy
Seasonal efficiency gives a more realistic indication on how efficient air conditioners operate over an entire heating or cooling season.

Auto-cleaning filter
The filter automatically cleans itself. Simplicity of upkeep means optimum energy efficiency and maximum comfort without the need for expensive or time-consuming maintenance.

Inverter technology
In combination with inverter controlled outdoor units

2 area intelligent eye
Air flow is sent to a zone other than where the person is located at that moment. Detection is done in 2 directions: left and right. If no people are detected, the unit will automatically switch over to the energy-efficient setting.

3 area intelligent eye
Air flow is sent to a zone other than where the person is located at that moment. Detection is done in 3 directions : left, front and right. If no people are detected, the unit will automatically switch over to the energy-efficient setting and eventually switch off.

Energy saving during operation standby
Current consumption is reduced by about 80 % when operating on standby.

Night set mode
Saves energy, by preventing overcooling or overheating during night time.

Econo mode
This function decreases the power consumption so that other applicances that need large power consumption can be used. This function is also energy saving.

Movement sensor
The sensor detects whether someone is in the room. When the room is empty, the unit switches to economy mode after 20 minutes and restarts when a person enters the room.

Home leave operation
During absence, the indoor temperature can be maintained at a certain level.

Fan only
The air conditioner can be used as fan, blowing air without cooling or heating.

Free cooling
By exploiting the low external air temperatures to cool the water, free cooling reduces the load on the compressors and decreases considerably the annual operating costs during the cold season.

Floor & presence sensor
The presence sensor directs the air away from any person detected in the room, when the air flow control is on. The floor sensor detects the average floor temperature and ensures an even temperature distribution between ceiling and floor.

Solar panel
Take advantage of solar power. Easily connect your hot water storage to solar collectors on your roof.

Comfort

Comfort mode
The unit automatically changes the angle of the air discharge louvre depending on the mode. In cooling operation the air will be directed rather upwards to avoid cold draught, while in heating operation the air will be directed rather downwards to avoid cold feet.

Powerful mode
If the temperature in the room is too high/low, it can be cooled down/heated quickly by selecting the 'powerful mode'. After the powerful mode is turned off, the unit returns to the preset mode.

Impossible to hear
Practically inaudible: the unit runs so quietly, you will almost forget it is there.

Whisper quiet
Daikin units are whisper quiet. (with sound levels as low as 19dBA)

Outdoor unit silent operation
To ensure a quiet environment for the neighbourhood the user can lower the operation sound of the outdoor unit by 3 dB(A) via remote control.

Comfortable sleeping mode
Increased comfort function that follows a specific temperature fluctuation rhythm.

Draught prevention
When starting to warm up or when the thermostat is off, the air discharge direction is set horizontally and the fan to low speed, to prevent draught. After warming up, air discharge and fan speed are set as desired.

Auto cooling-heating changeover
Automatically selects cooling or heating mode to achieve the set temperature (heat pump types only).

Indoor unit silent operation
To ensure a quiet environment for studying or sleeping the user can lower the operation sound of the indoor unit by 3 dB(A) via remote control.

Night quiet mode (cooling only)
Lowers the operation sound of the outdoor unit automatically at night.
Installer has to make special setting on outdoor unit or wired remote controller, depending on model.

Radiant heat
The front panel of the indoor unit radiates additional heat to add to your comfort on cold days

Fresh hot water
The structure of thermal store ensures optimal water hygiene and eliminates the risk of bacteria and legionella. Rest assured that your hot water is fresh and safe

Air flow

Ceiling soiling prevention
A special function prevents air blowing out too long in horizontal position, to prevent ceiling stains.

Vertical auto swing
Possibility to select automatic vertical moving of the air discharge louvre, for uniform air flow and temperature distribution.

Auto fan speed
Automatically selects the necessary fan speed to reach or maintain the set temperature.

Individual flap control
Flexible installation thanks to the possibility of easily closing one flap via the wired remote controller, to suit any new room configuration. Optional closure kits are available as well.

3-D Air flow
This function combines Vertical and Horizontal auto-swing to circulate a stream of cool/warm air right to the corners of even large spaces.

Horizontal auto swing
Possibility to select automatic horizontal moving of the air discharge louvre, for uniform air flow and temperature distribution.

Fan speed steps
Allows to select up to the given number of fan speed.

Fireplace logic
When installed close to a heating device (e.g. fireplace or oven) and the set temperature is reached, the fan keeps on running to have an even temperature throughout the whole house

Benefits

Humidity control

Ururu - humidification
Moisture is absorbed from the outdoor air and evenly distributed throughout the indoor areas.

Dry programme
Allows humidity levels to be reduced without variations in room temperature.

Sarara - dehumidification
Reduces indoor humidity, without affecting the room temperature, by mixing cool, dry air with warm air.

Air treatment

Flash streamer
Generates high speed electrons that powerfully breaks down viruses, bacteria, odours and allergens.

Silver allergen removal and air purifying filter
Captures allergens such as pollen and dust mites.
The filter suppresses pollen and mites for 99% or more.

Titanium apatite deodorizing filter
Captures airborne dust particles and harmful organic chemical substances such as bacteria, viruses and allergens and deodorizes the odours of e.g. tobacco and pets.

Air filter
Removes airborne dust particles to ensure a steady supply of clean air.

Remote control & timer

Weekly timer
Timer can be set to start operation anytime on a daily or weekly basis

Timer
Allows to preset the air conditioner to start/stop at a specified time.

Wired remote control
Wired remote control to start, stop and regulate the air conditioner from a distance.

Multi zoning
Allows up to 6 individual climate zones with one indoor unit.

24 Hour timer
Timer can be set to start cooling/heating anytime during a 24-hour period.

Infrared remote control
Infrared remote control with LCD to start, stop and regulate your indoor unit from a distance.

Centralised control
Centralised control to start, stop and regulate several indoor units from one central point.

Online controller via app
Control your indoor unit from any location via app.
(optional WLAN adapter)

Other functions

Auto-restart
The unit restarts automatically at the original settings after power failure.

Twin/triple/double twin application
2, 3 or 4 indoor units can be connected to only 1 outdoor unit. All indoor units operate within the same mode (cooling or heating) from one remote control.

VRV for residential application
Up to 9 indoor units (even different capacities and up to 71 class) can be connected to a single outdoor unit. All indoor units can individually be operated within the same mode.

Multi tenant
The indoor unit's main power supply can be turned off when leaving the hotel or office building.

Scroll compressor
Scroll compressors consist of two scrolls, one is fixed while the other orbits eccentrically without rotating. Designed for small and medium capacities, they provide constant reliability and high efficiency throughout its service life.

Centrifugal compressor
Centrifugal compressors use an impeller and volute section to convert the velocity energy into pressure energy. Centrifugal compressors are designed with either optional variable speed drives (VFD) for superior part-load performance for single or dual compressor units, or with magnetic bearings and totally oil-free operation.

Guaranteed operation down to -20°C
Daikin heat pumps are suitable for all climates, even withstanding severe winter conditions with an operation range down to -20°C

Infrastructure cooling
Remove in a reliable, efficient and flexible way the heat constantly generated by the IT and server equipment to ensure maximum uptime while offering the best return on investment.

Self-diagnosis
Simplifies maintenance by indicating system faults or operating anomalies.

Multi model application
Up to 5 indoor units (even different capacities) can be connected to a single outdoor unit. All indoor units can individually be operated within the same mode.

Drain pump kit
Facilitates condensation draining from the indoor unit.

Swing compressor
Swing type compressors have a unified vane and roller with fewer moving parts producing low vibration and friction, achieve higher reliability and efficiency compared to conventionally rotary compressors.

Screw compressor
Single screw compressors consist of a main single screw and two gate rotors. Optimal performance through step less capacity control, they are designed for high capacities and optimal performances.

Reciprocating compressor
The reciprocating type compressor consists of a cylinder, pistons and valves. The compression is accomplished by reciprocating movements of the piston in the cylinder.

Guaranteed operation down to -25°C
Daikin heat pumps are suitable for all climates, even withstanding severe winter conditions with an operation range down to -25°C

DAIKIN

A big step setting the new heat pump standard

BLUEVOLUTION

The new generation Daikin Altherma 3

High performance - The 3rd Generation of Daikin Altherma is taking you beyond the imaginable with its performance: A+++ Seasonal efficiency and operation range down to -25°C.

Easy to install - The floor standing unit only has a 60 cm^2 footprint and you can choose for white or silver-grey colour.

Easy to control - Fully digital, the Daikin Altherma 3 can be controlled from everywhere with an app or a home control system.

For more information: www.daikin.eu

ECPEN18-500

EUROVENT CERTIFIED PERFORMANCE
www.eurovent-certification.com

Daikin Europe N.V. participates in the Eurovent Certified Performance programme for Liquid Chilling Packages and Hydronic Heat Pumps, Fan Coil Units and Variable Refrigerant Flow systems. Check ongoing validity of certificate: www.eurovent-certification.com

The present publication is drawn up by way of information only and does not constitute an offer binding upon Daikin Europe N.V. Daikin Europe N.V. has compiled the content of this publication to the best of its knowledge. No express or implied warranty is given for the completeness, accuracy, reliability or fitness for particular purpose of its content and the products and services presented therein. Specifications are subject to change without prior notice. Daikin Europe N.V. explicitly rejects any liability for any direct or indirect damage, in the broadest sense, arising from or related to the use and/or interpretation of this publication. All content is copyrighted by Daikin Europe N.V.

Printed on non-chlorinated paper. Prepared by La Movida

Prepared by **La Movida**, Belgium - AV